

Oral Blending Set 1

Compound Words

mail-box rain-bow
foot-ball blue-jeans
pocket-book foot-stool

Lay out all six pictures face up. Say the name of one picture, leaving a pause between the first and second part of the word. The student finds that picture, removes it, and repeats the word without the pause. Continue until all the pictures have been removed. If the student is not familiar with any of the pictures, name each picture before beginning the game.

© 2016 by Kathryn J. Davis

Oral Blending Set 3

2-Syllable Words

lem-on can-dy
pen-cil trac-tor
wag-on bas-ket
scis-sors kit-ten

Lay out all eight pictures face up. Say the name of one picture, leaving a pause between the first and second syllable. The student finds that picture, removes it, and repeats the word without the pause. Continue until all the pictures have been removed. If the student is not familiar with any of the pictures, name each picture before beginning the game.

© 2016 by Kathryn J. Davis

Oral Blending Set 2

Compound Words

water-melon sun-shine
basket-ball butter-fly
back-pack dog-house

Lay out all six pictures face up. Say the name of one picture, leaving a pause between the first and second part of the word. The student finds that picture, removes it, and repeats the word without the pause. Continue until all the pictures have been removed. If the student is not familiar with any of the pictures, name each picture before beginning the game.

© 2016 by Kathryn J. Davis

Oral Blending Set 4

2-Syllable Words

ham-mer win-dow
gui-tar rob-in
moun-tain po-ny
bal-loon ta-ble

Lay out all eight pictures face up. Say the name of one picture, leaving a pause between the first and second syllable. The student finds that picture, removes it, and repeats the word without the pause. Continue until all the pictures have been removed. If the student is not familiar with any of the pictures, name each picture before beginning the game.

© 2016 by Kathryn J. Davis

Oral Blending Set 5

2-Syllable Words

mush-room

muf-fin

mit-ten

ap-ple

rab-bit

pump-kin

cray-on

sand-wich

Lay out all eight pictures face up. Say the name of one picture, leaving a pause between the first and second syllable. The student finds that picture, removes it, and repeats the word without the pause. Continue until all the pictures have been removed. If the student is not familiar with any of the pictures, name each picture before beginning the game.

© 2016 by Kathryn J. Davis

Oral Blending Set 7

2-Sound Words

ea-r

wh-o

th-ey

a-dd

k-ey

s-aw

d-ay

h-igh

Lay out all eight pictures face up. Say the name of one picture, leaving a pause between the first and second sounds. The student finds that picture, removes it, and repeats the word without the pause. Continue until all the pictures have been removed. If the student is not familiar with any of the pictures, name each picture before beginning the game.

© 2016 by Kathryn J. Davis

Oral Blending Set 6

2-Sound Words

ea-t

i-ce

u-p

p-aw

b-ee

i-n

t-oe

z-oo

Lay out all eight pictures face up. Say the name of one picture, leaving a pause between the first and second sounds. The student finds that picture, removes it, and repeats the word without the pause. Continue until all the pictures have been removed. If the student is not familiar with any of the pictures, name each picture before beginning the game.

© 2016 by Kathryn J. Davis

Oral Blending Set 8

2-Sound Words

u-s

a-d

o-n

p-ie

t-o

o-ff

g-o

h-ay

Lay out all eight pictures face up. Say the name of one picture, leaving a pause between the first and second sounds. The student finds that picture, removes it, and repeats the word without the pause. Continue until all the pictures have been removed. If the student is not familiar with any of the pictures, name each picture before beginning the game.

© 2016 by Kathryn J. Davis

Oral Blending Set 9

2-Sound Words


© 2016 by Kathryn J. Davis

w-e	p-ay
t-ee	m-ow
o-dd	m-y
j-aw	t-ea

Lay out all eight pictures face up. Say the name of one picture, leaving a pause between the first and second sounds. The student finds that picture, removes it, and repeats the word without the pause. Continue until all the pictures have been removed. If the student is not familiar with any of the pictures, name each picture before beginning the game. Note: Explain that sometimes two words sound the same but have different meanings (tea/tee).

Sets 1 - 11

Compound Words
Two-Syllable Words
Two-Sound Words



Beginning

Picture Cards

For Oral Blending

© 2016 by Kathryn J. Davis

Oral Blending Set 10

2-Sound Words

e-gg	b-ow
i-ll	e-dge
m-e	i-tch
a-pe	j-ay

Lay out all eight pictures face up. Say the name of one picture, leaving a pause between the first and second sounds. The student finds that picture, removes it, and repeats the word without the pause. Continue until all the pictures have been removed. If the student is not familiar with any of the pictures, name each picture before beginning the game.

© 2016 by Kathryn J. Davis


Oral Blending Set 11

2-Sound Words


a-ll	l-ow
ou-t	c-ow
s-ee	oi-l
b-oy	tw-o

Lay out all eight pictures face up. Say the name of one picture, leaving a pause between the first and second sounds. The student finds that picture, removes it, and repeats the word without the pause. Continue until all the pictures have been removed. If the student is not familiar with any of the pictures, name each picture before beginning the game.

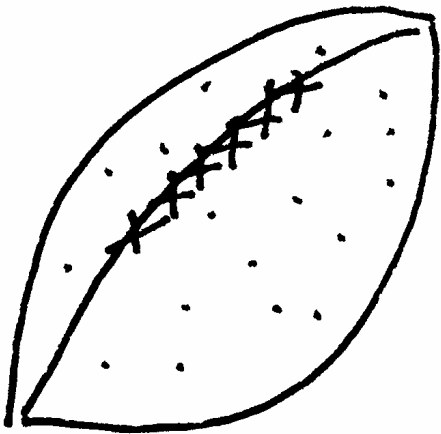
© 2016 by Kathryn J. Davis



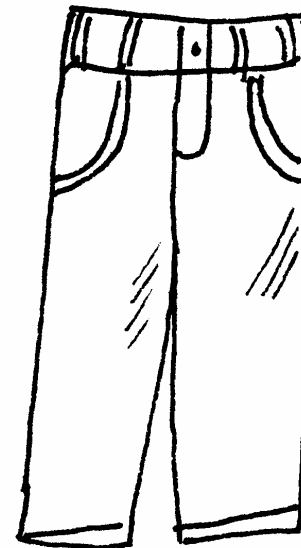
Compound
Words Set 1



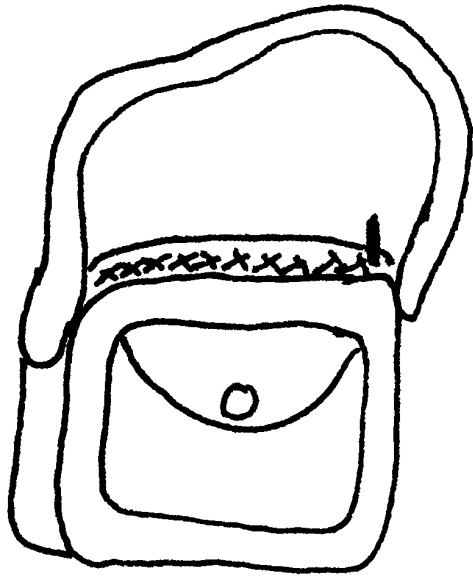
Compound
Words Set 1




Compound
Words Set 1



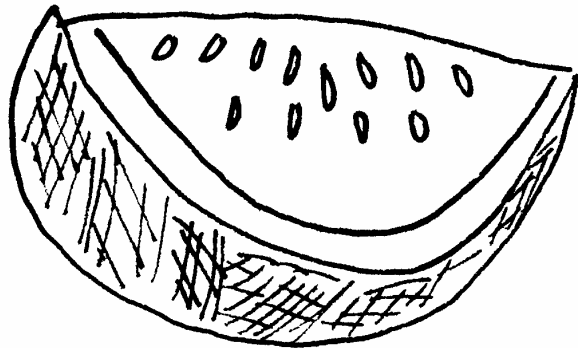
Compound
Words Set 1




Compound
Words Set 1



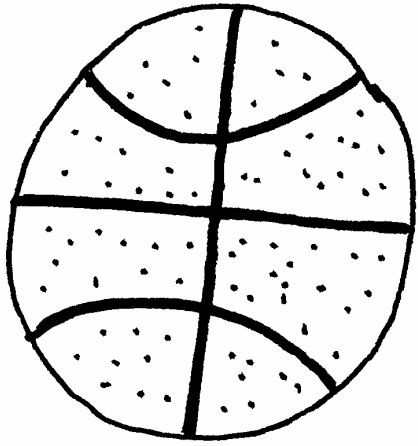
Compound
Words Set 1




Compound
Words Set 2



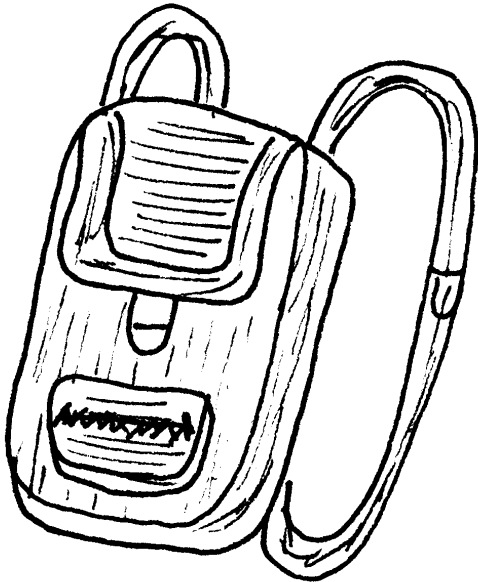
Compound
Words Set 2




Compound
Words Set 2



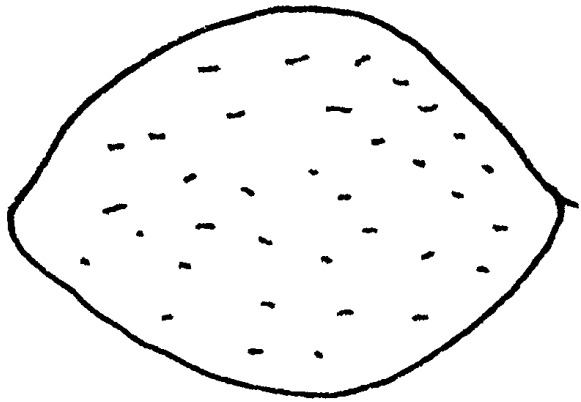
Compound
Words Set 2



Compound
Words Set 2




Compound
Words Set 2




2-Syllable
Words Set 3




2-Syllable
Words Set 3




2-Syllable
Words Set 3



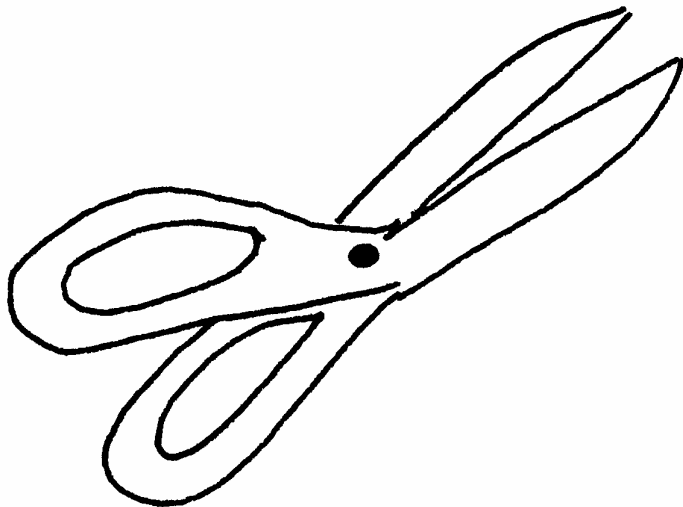
2-Syllable
Words Set 3




2-Syllable
Words Set 3




2-Syllable
Words Set 3



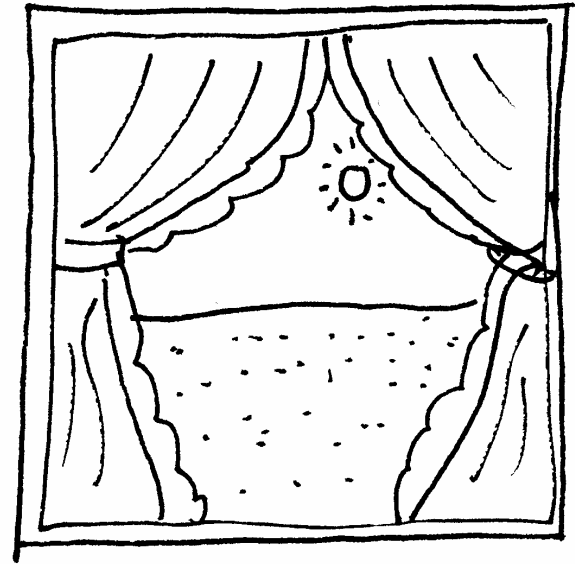
2-Syllable
Words Set 3




2-Syllable
Words Set 3




2-Syllable
Words Set 4




2-Syllable
Words Set 4




2-Syllable
Words Set 4



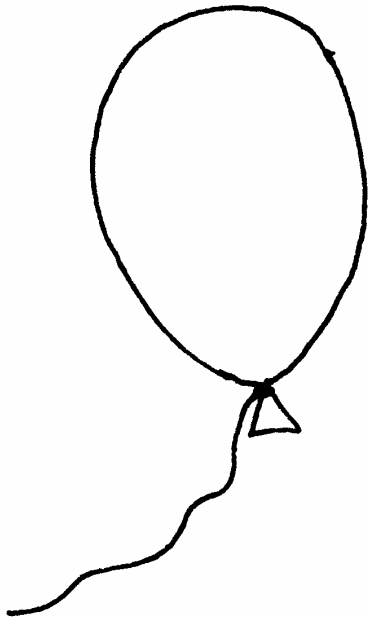
2-Syllable
Words Set 4




2-Syllable
Words Set 4




2-Syllable
Words Set 4



2-Syllable
Words Set 4



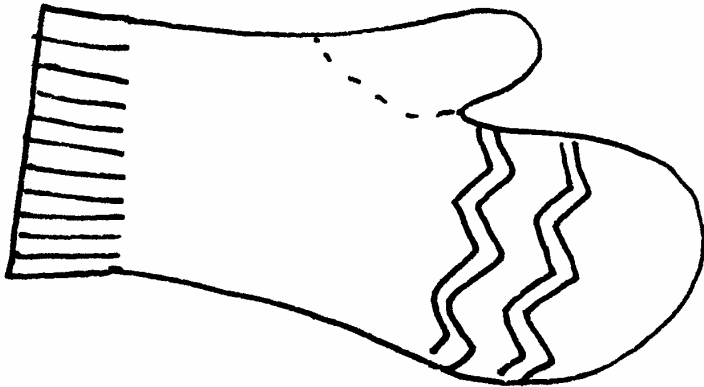
2-Syllable
Words Set 4




2-Syllable
Words Set 5




2-Syllable
Words Set 5




2-Syllable
Words Set 5




2-Syllable
Words Set 5



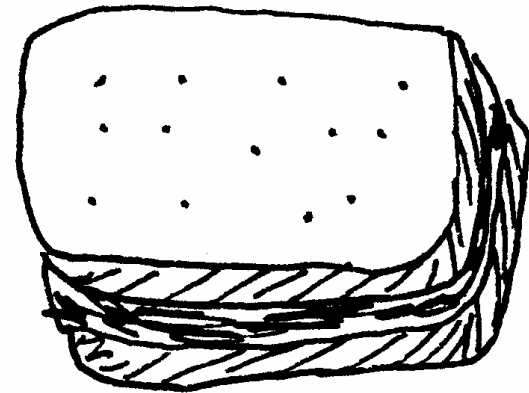
2-Syllable
Words Set 5




2-Syllable
Words Set 5




2-Syllable
Words Set 5



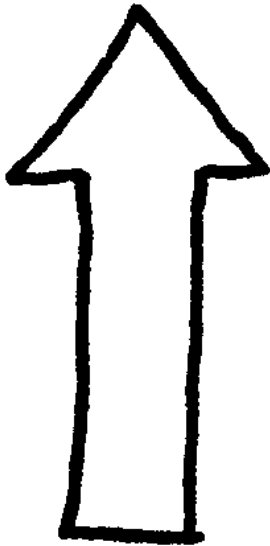
2-Syllable
Words Set 5



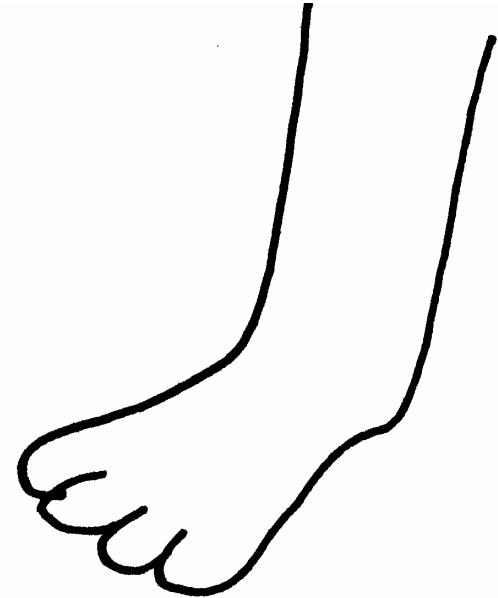
2-Sound
Words Set 6



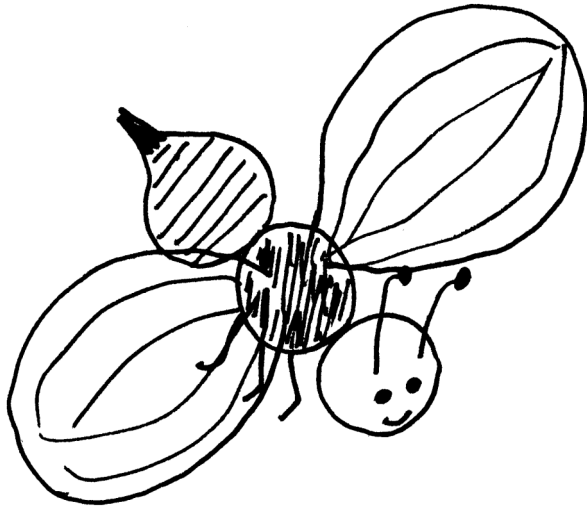
2-Sound
Words Set 6




2-Sound
Words Set 6



2-Sound
Words Set 6




2-Sound
Words Set 6



2-Sound
Words Set 6




2-Sound
Words Set 6




2-Sound
Words Set 6



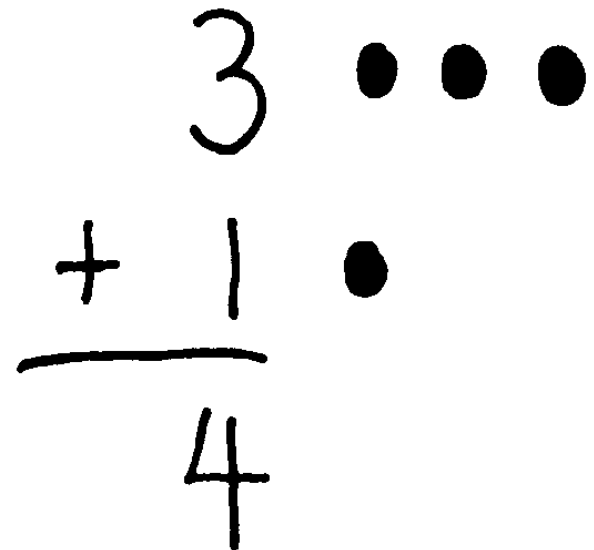
2-Sound
Words Set 7



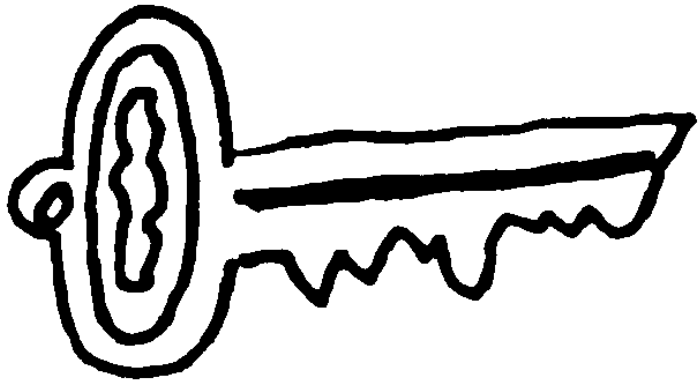
2-Sound
Words Set 7




2-Sound
Words Set 7




2-Sound
Words Set 7




2-Sound
Words Set 7




2-Sound
Words Set 7




2-Sound
Words Set 7



2-Sound
Words Set 7




2-Sound
Words Set 8




2-Sound
Words Set 8




2-Sound
Words Set 8




2-Sound
Words Set 8



2-Sound
Words Set 8




2-Sound
Words Set 8



2-Sound
Words Set 8




2-Sound
Words Set 8




2-Sound
Words Set 9




2-Sound
Words Set 9



2-Sound
Words Set 9




2-Sound
Words Set 9



2-Sound
Words Set 9




2-Sound
Words Set 9




2-Sound
Words Set 9




2-Sound
Words Set 9



2-Sound
Words Set 10




2-Sound
Words Set 10



2-Sound
Words Set 10




2-Sound
Words Set 10




2-Sound
Words Set 10




2-Sound
Words Set 10



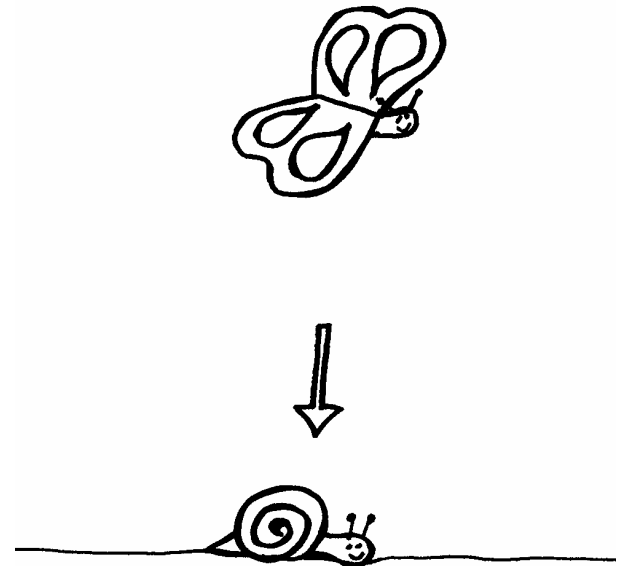
2-Sound
Words Set 10




2-Sound
Words Set 10




2-Sound
Words Set 11




2-Sound
Words Set 11




2-Sound
Words Set 11




2-Sound
Words Set 11



2-Sound
Words Set 11



2-Sound
Words Set 11



2-Sound
Words Set 11



2-Sound
Words Set 11