


Sound City Reading Wall Charts

A a



B b



C c



Print these charts on 11 X 17 inch paper. Laminate if desired. The charts can be arranged in a group on a large wall. This provides a reference point when teaching and reviewing the patterns. If wall space does not allow all the charts to be displayed, the charts can be mounted on individual pieces of poster board and shown one at a time during the review period.

Don't put up all the charts at once. Add new charts when you begin teaching those patterns. Some charts are included in two or three different versions. Students working in the earlier books will use the charts with fewer patterns; those in the later books will use the charts with more patterns. The charts are labeled to show the books with which they will be used.

For the alphabet chart, trim the inside margins and tape the pages together along the center line.

The long o and dotted a patterns will not all fit on the same page. Attach the second page to the first page with tape. Cut off any blank white areas as needed.

Arrange the long vowel charts in a row on the wall in this order: long a, long e, long i, long o, long u. There are two long u pages; put the u/tulip page first and the u/music page second. Arrange the dotted vowel patterns on the wall in this order: dotted a, dotted e, dotted i, dotted o, dotted u. Leave enough space for all the charts and add them as needed. Some of these pages are short and have been printed two on the same page. Cut the page to separate these charts before arranging them on the wall. (Two dots over a vowel means "not the usual sound.")

If desired, you can put a large construction paper triangle at the top of each chart to show a "roof." Hence the name "Sound City Reading."


The ending blend chart requires two pages of ending blend shapes. Trim the bottom edge of the page that begins with *ask*. Put this page at the top of page that begins with *ist*, so that there is no gap between the shapes. Then tape the pages together. Now tape these two pages to the ending blend truck chart, so that it looks like they are being carried by the truck, trimming as needed.

To assemble the beginning blends chart, tape the beginning blend page to the beginning blends truck, so that it looks like the truck is carrying the shapes, trimming as needed.


To use the charts, point to the patterns and key words and have students say the sounds and key words in unison. Some charts have pictures from the sound story instead of key words. To get started, model and have students repeat. Work with only the patterns that have been taught.

All materials are copyrighted, but teachers, parents, and tutors have permission to copy or download and print this file for use with their own students. Permission is given for school wide and system wide use of materials. All other use is prohibited.


A a



B b



C c




G g




H h




I i




M m



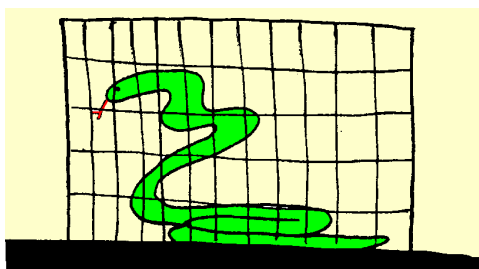
N n




O o




S s



T t




U u




Y y




Z z




Dd



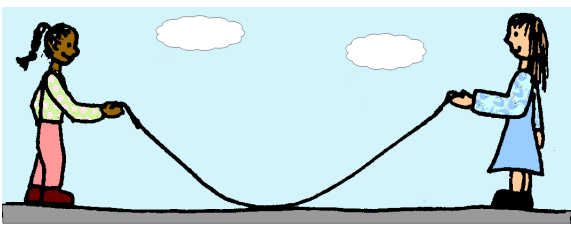
Ee



Ff




Jj




Kk



Ll




Pp




Qu


qu



Rr




Vv



Ww



Xx




Alphabet

Beyond The Alphabet


Beyond The Alphabet

Name Brad
Spelling
ground out
mouth couch
flour shout
mountain loud

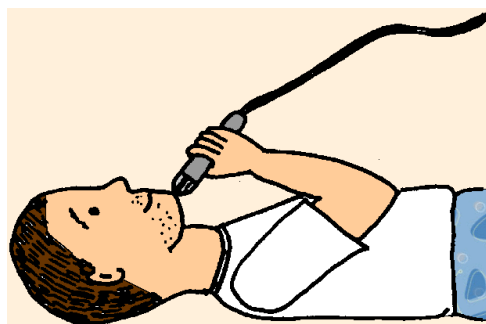
ou




io




ie




th



sh


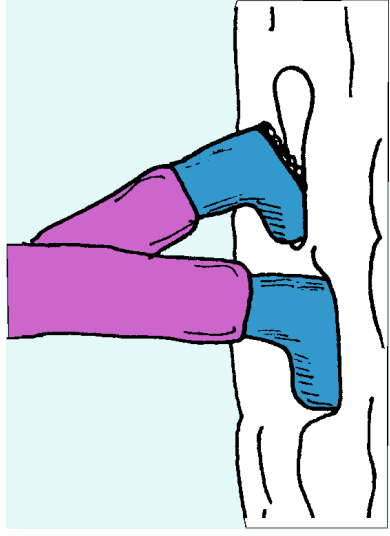


th




i

ch





ou ow

ng




ü

ü



ü

oi oy



measure vision
azure garage




Short Vowels


Long Vowels

Umbrella Vowels

a




e




i




ī



o



u




The Story Of The Umbrella Vowels



One day the vowels went for a walk. Suddenly it started to rain. So the letter U put up his large umbrella, which he always carried, because the word “umbrella” starts with his “uh” sound. The other letters, a, e, i, and o, asked if they could get under the umbrella, too. “Yes,” said U, “if you promise to say my ‘uh’ sound in words.” The other letters were sad. They wanted to say their own sounds. But then it started to rain even harder. “Please, we want to say our own sounds,” said the vowels, “but we are getting wet.” The letter U said, “If you promise to say my sound in a some words, I’ll let you get under the umbrella.” And that is why, to this very day, the letters a, e, i, and o say their own sound in most words, but in some words they say the u/umbrella sound.



a




Short Vowels

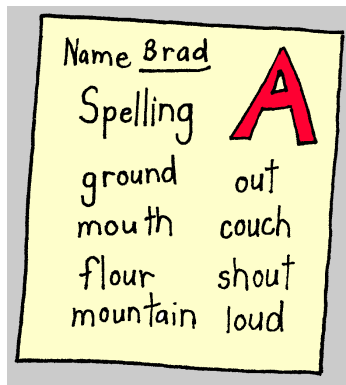
Long Vowels

Dotted Vowels


a




ā




ä



e




ē




i



ī




o




ō



ö



u



ū



ü




Short Vowels

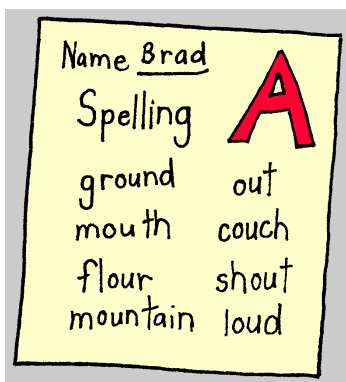
Long Vowels

Dotted Vowels


a




ā




ä




e




ē



ë




i




ī



ï




o




ō



ö



u




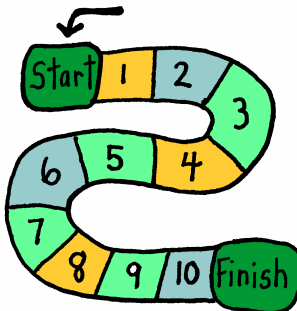














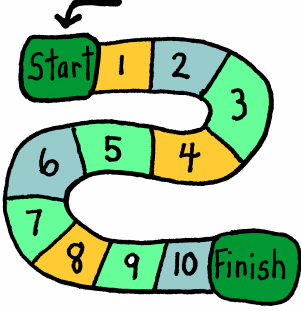









ū





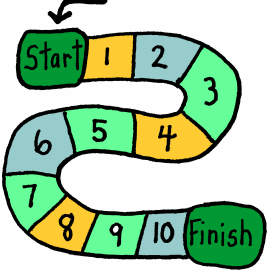













ü



Short Vowels	Long Vowels	Dotted Vowels
<p data-bbox="116 242 241 372">a</p>  <p data-bbox="413 621 574 714">ax</p>	<p data-bbox="745 217 887 404">ā</p>  <p data-bbox="876 606 1260 699">ra ven</p>	
<p data-bbox="116 823 241 947">e</p>  <p data-bbox="372 1181 614 1289">egg</p>	<p data-bbox="735 777 866 963">ē</p>  <p data-bbox="897 1165 1280 1289">be gin</p>	
<p data-bbox="131 1398 191 1585">i</p>  <p data-bbox="473 1740 574 1849">in</p>	<p data-bbox="745 1351 826 1585">ī</p>  <p data-bbox="997 1709 1290 1818">li lac</p>	
<p data-bbox="110 1973 241 2097">o</p>  <p data-bbox="443 2346 594 2439">ox</p>	<p data-bbox="735 1926 866 2113">ō</p>  <p data-bbox="907 2299 1280 2408">ro bot</p>	<p data-bbox="1370 1942 1501 2113">ö</p>  <p data-bbox="1713 2331 1834 2439">to</p>
<p data-bbox="110 2548 231 2688">u</p>  <p data-bbox="433 2874 584 2999">up</p>	<p data-bbox="735 2501 856 2688">ū</p> <p data-bbox="786 2719 1098 2859">tu lip</p>  <p data-bbox="745 2905 1118 3030">mu sic</p> 	

Short Vowels	Long Vowels	Dotted Vowels
<p data-bbox="116 242 243 376">a</p>  <p data-bbox="419 630 574 708">ax</p>	<p data-bbox="751 220 883 397">ā</p>  <p data-bbox="885 621 1262 702">ra ven</p>	<p data-bbox="1378 220 1507 397">ä</p>  <p data-bbox="1701 587 1844 696">all</p>
<p data-bbox="116 826 237 951">e</p>  <p data-bbox="379 1190 614 1286">egg</p>	<p data-bbox="747 786 868 957">ē</p>  <p data-bbox="899 1174 1278 1299">be gin</p>	
<p data-bbox="143 1407 183 1578">i</p>  <p data-bbox="485 1749 580 1852">in</p>	<p data-bbox="758 1361 828 1588">ī</p>  <p data-bbox="1010 1712 1292 1821">li lac</p>	
<p data-bbox="116 1982 237 2107">o</p>  <p data-bbox="455 2355 600 2433">ox</p>	<p data-bbox="747 1936 868 2122">ō</p>  <p data-bbox="919 2309 1282 2411">ro bot</p>	<p data-bbox="1378 1936 1507 2122">ö</p>  <p data-bbox="1721 2340 1836 2433">to</p>
<p data-bbox="122 2557 227 2682">u</p>  <p data-bbox="439 2893 586 2993">up</p>	<p data-bbox="747 2520 858 2691">ū</p>  <p data-bbox="798 2738 1100 2853">tu lip</p>  <p data-bbox="758 2924 1114 3024">mu sic</p>	<p data-bbox="1372 2520 1477 2691">ü</p>  <p data-bbox="1628 2893 1891 3008">bush</p>

Short Vowels	Long Vowels	Dotted Vowels
<p data-bbox="116 242 243 366">a</p>  <p data-bbox="419 630 574 708">ax</p>	<p data-bbox="751 220 883 397">ā</p>  <p data-bbox="883 621 1262 702">ra ven</p>	<p data-bbox="1376 220 1507 397">ä</p>  <p data-bbox="1759 587 1901 696">all</p>
<p data-bbox="116 826 237 951">e</p>  <p data-bbox="379 1184 616 1292">egg</p>	<p data-bbox="741 786 868 963">ē</p>  <p data-bbox="899 1168 1282 1299">be gin</p>	<p data-bbox="1376 795 1503 972">ë</p>  <p data-bbox="1503 1168 1901 1277">bal let</p>
<p data-bbox="143 1407 183 1585">i</p>  <p data-bbox="479 1749 580 1858">in</p>	<p data-bbox="758 1361 828 1594">ī</p>  <p data-bbox="1003 1712 1292 1821">li lac</p>	<p data-bbox="1382 1355 1473 1588">ï</p>  <p data-bbox="1528 1743 1901 1858">piz za</p>
<p data-bbox="116 1982 237 2107">o</p>  <p data-bbox="455 2355 600 2433">ox</p>	<p data-bbox="747 1936 872 2122">ō</p>  <p data-bbox="919 2303 1286 2411">ro bot</p>	<p data-bbox="1376 1936 1503 2122">ö</p>  <p data-bbox="1719 2340 1840 2433">to</p>
<p data-bbox="122 2557 227 2682">u</p>  <p data-bbox="439 2893 586 2993">up</p>	<p data-bbox="747 2520 858 2697">ū</p>  <p data-bbox="798 2738 1100 2862">tu lip</p>  <p data-bbox="758 2924 1114 3024">mu sic</p>	<p data-bbox="1372 2520 1477 2697">ü</p>  <p data-bbox="1628 2893 1897 3008">bush</p>

oi




in the middle

oy




at the end

ow



ou



Odd O
Patterns

Umbrella
Vowels




a



o

Bossy R
Pattern

or



horse

oi



in the middle


oy



at the end

Odd O Patterns


ow



ow




ou




ou



ou



oo



oo



ould



oi



in the middle


oy



at the end

Odd O Patterns


ow




ow




ou




ou



ou




oo





oo



ould




ought



Bossy R Pattern

or

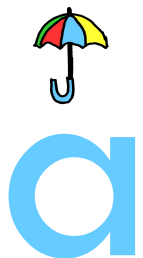


horse

Bossy R Patterns

The letter R is very bossy. When it follows a vowel, it tells the vowel what to say. Watch out! It may not be the sound you expect.

Umbrella Vowels

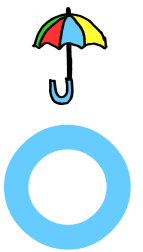


what

The Story Of The Umbrella Vowels




One day the vowels went for a walk. Suddenly it started to rain. So the letter U put up his large umbrella, which he always carried, because the word “umbrella” starts with his “uh” sound. The other letters, a, e, i, and o, asked if they could get under the umbrella, too. “Yes,” said U, “if you promise to say my ‘uh’ sound in words.” The other letters were sad. They wanted to say their own sounds. But then it started to rain even harder. “Please, we want to say our own sounds,” said the vowels, “but we are getting wet.” The letter U said, “If you promise to say my sound in a some words, I’ll let you get under the umbrella.” And that is why, to this very day, the letters a, e, i, and o say their own sound in most words, but in some words they say the u/umbrella sound.



son

Bossy R Pattern

or



horse

Bossy R Patterns

The letter R is very bossy. When it follows a vowel, it tells the vowel what to say. Watch out! It may not be the sound you expect.

Umbrella Vowels



a



what

The Story Of The Umbrella Vowels



One day the vowels went for a walk. Suddenly it started to rain. So the letter U put up his large umbrella, which he always carried, because the word “umbrella” starts with his “uh” sound. The other letters, a, e, i, and o, asked if they could get under the umbrella, too. “Yes,” said U, “if you promise to say my ‘uh’ sound in words.” The other letters were sad. They wanted to say their own sounds. But then it started to rain even harder. “Please, we want to say our own sounds,” said the vowels, “but we are getting wet.” The letter U said, “If you promise to say my sound in a some words, I’ll let you get under the umbrella.” And that is why, to this very day, the letters a, e, i, and o say their own sound in most words, but in some words they say the u/umbrella sound.



o



son

Shady Short Vowels

ea




head

Shady Short Vowels

Watch out for shady short vowels! In some words these letters and letter patterns represent a sound that you don’t expect.

Bossy R Pattern

or



horse

Bossy R Patterns

The letter R is very bossy. When it follows a vowel, it tells the vowel what to say. Watch out! It may not be the sound you expect.

Umbrella Vowels



a

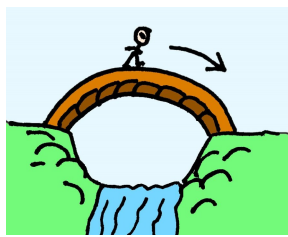


what



a

—



across



a

—



panda



o




son



o

—

e



love

Shady Short Vowels

ea




head

Shady Short Vowels

Watch out for shady short vowels! In some words these letters and letter patterns represent a sound that you don't expect.

Bossy R Pattern

or



horse

Bossy R Patterns

The letter R is very bossy. When it follows a vowel, it tells the vowel what to say. Watch out! It may not be the sound you expect.

Umbrella Vowels



a

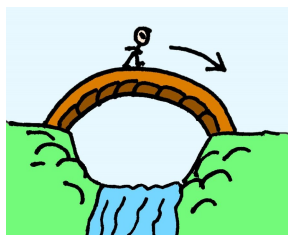


what



a

—



across



a

—



panda



o




son



o

—

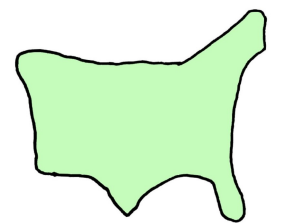
e



love



ou



country

Shady Short Vowels

ea




head

Shady Short Vowels

Watch out for shady short vowels! In some words these letters and letter patterns represent a sound that you don't expect.

oi



coins


oy



boy

Odd O
Patterns

ow




cow

ow




snow

ou




ouch

ou




four

ou




soup

oo



moon

oo




book

ould



should

oi



coins


oy



boy

Odd O
Patterns

ow




cow

ow




snow

ou




ouch

ou




four

ou




soup

oo



moon

oo



book

ould




should

ought




bought

sh



th




ch



th




wh



wh



sh



th



ch



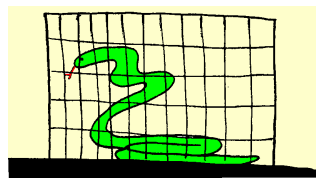
th



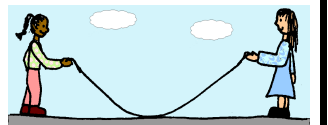
wh



ce



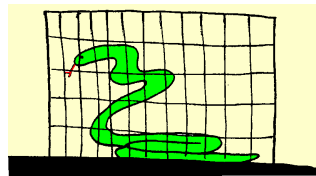
ge



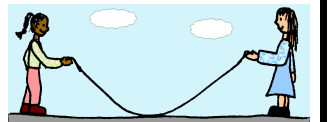
wh



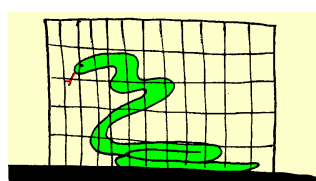
ci



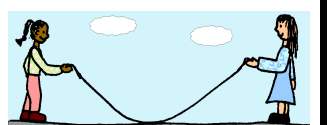
gi




cy




gy



sh



th



ch




th



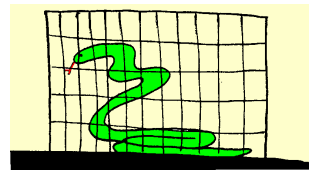
wh



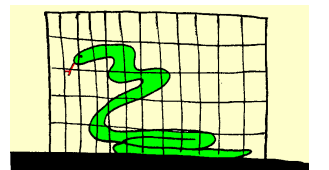
ph



ce




ci



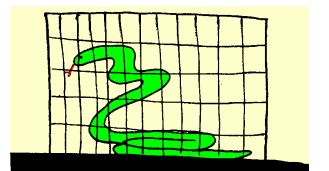
wh



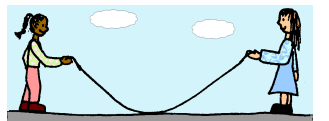
ugh



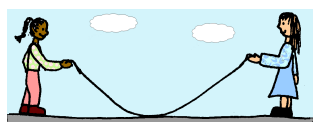
cy



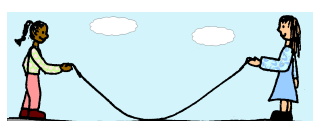
ge




gi



gy



ck 


ack

eck

ick

ock

uck

tch 


atch

etch

itch

otch

utch

nch 


anch

ench

inch

onch

unch


ng 

ang

ing

ong

ung


nk 

ank

ink

onk

unk

ck 


ack

eck

ick

ock

uck

tch 


atch

etch

itch

otch

utch

nch 


anch

ench

inch

onch

unch


ng 

ang

ing

ong

ung

nk 

ank

ink

onk

unk

dge 

adge

edge

idge


odge

udge


y




y



y




ei




in the middle

ey




at the end


ea



ea



ie




Long Vowel Patterns
With More Than One
Sound


y




y



y

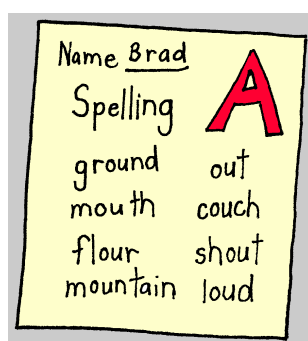


ei




ei

in the middle




Long E Patterns
With More Than
One Sound

ey




ey


at the end




ea




ea




ea



ie



ie




Long I Pattern
With More Than One
Sound

y



y




y

ye

y_e




ei




ëi

in the middle




Long E Patterns
With More Than
One Sound

ēy




ëy


at the end



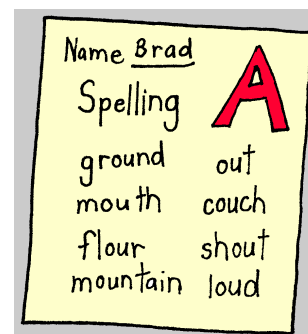
ēa




ea




ëa



ie

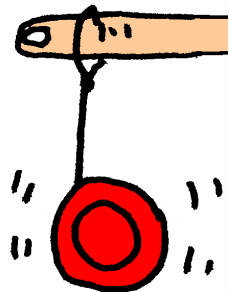


ïe




Long I Pattern
With More Than One
Sound

y



yo-yo

y




happy

y



my

ei




weird

ey



key

ea



eat

ea



head

ie

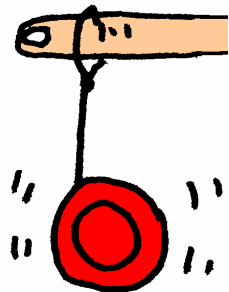


pie

Long E Patterns
With More Than
One Sound


Long I Pattern
With More Than One
Sound

y




yo-yo

y




happy

y



my

ei



weird

ei




veil

ey



key

ey




they

Long E Patterns
With More Than
One Sound

© 2016 by Kathryn J. Davis

ea




eat

ea




head

ea




steak

ie



pie

ie

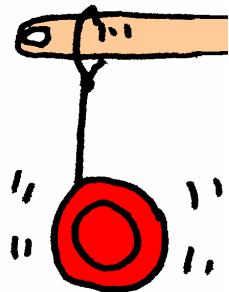


shield

Long I Pattern
With More Than One
Sound


Phonics Patterns, Books 6 and 7

y



yo-yo

y



happy

y

my




ye rye



y_e type



ei



weird

ei




veil

ey



key

ey




they

Long E Patterns
With More Than
One Sound

© 2016 by Kathryn J. Davis

ea




eat

ea



head

ea




steak

ie



pie

ie





shield


Long I Pattern
With More Than One
Sound

Bossy R Patterns


ar





er




ir



ōr





ur




Bossy R Patterns



ar




ar





ar




er





er




ir





or




or



or




ur



Bossy R Patterns

ar




car

er




her

ir




bird

or



horse


ur



turtle

Advanced Bossy R Patterns

ar




car

ar



dollar

ar




carrot

er




her

er




heron

ir




bird

or




horse

or




tractor

or



sorry


ur




turtle

More Bossy R Patterns


wor



ear




our




Umbrella Vowels


a




a _




_ a




o



o _




ou




Shady Short Vowels


ea



a




y




More Bossy R Patterns

wor




worm

ear




early

our



journal

Umbrella Vowels


a

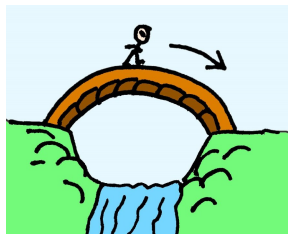


what



a

—




across



— a



panda


o




son



o

—

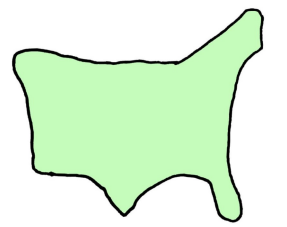
e



love



ou



country

Shady Short Vowels


ea



head


More Bossy R Patterns

wor




worm

ear




early

our



journal

Umbrella Vowels

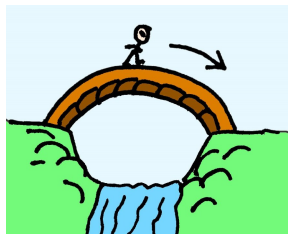

a



what


a

—




across


_ a



panda


o




son


o

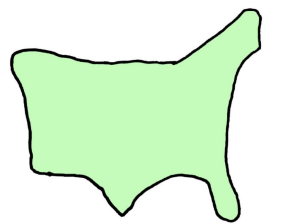
—

e



love


ou



country

Phonics Patterns, Book 8

Shady Short Vowels

ea




head

a



father

y



gymnastics

ā

Name Brad
Spelling A
ground out
mouth couch
flour shout
mountain loud

ā



raven

ai




rain

ay




play

a_e

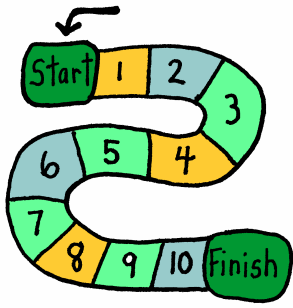


safe

e

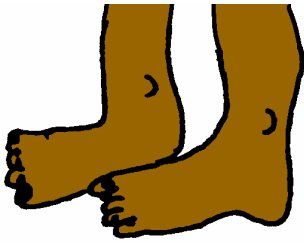


e




begin

ee




feet

ei




weird

ey




key

ea




eat

e_e




these

i



i




lilac

ie



pie

i_e



pine

igh




night

ind



find

ild




child

ō




ō



robot

oa



boat

oe




toe

ow



snow

ou




four

o_e




home

old



gold

olt




bolt

oll




troll

olk




yolk

ū




ū



tulip

ui



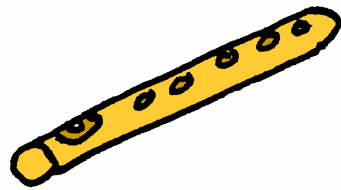
fruit

ue




glue


u_e



flute




ew



flew

ū




ū




music

ue




cue


u_e



cube




ew




few

ū




ū



tulip

ui



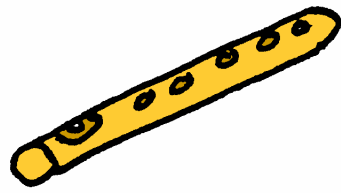
fruit

ue




glue


u_e




flute



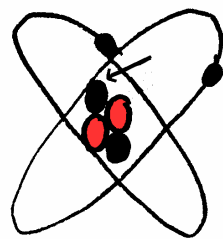
ew



flew




eu



neutron

ū




ū




music

ue




cue


u_e




cube



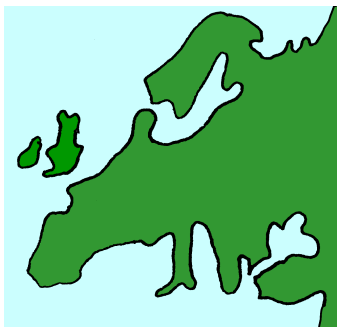
ew



few




eu




Europe

ö




© 2014 by Kathryn J. Davis

au




Paul

aw




saw

all




ball

al




salt

alk




talk

wa




wasp

swa




swan

qua




quarrel

squa



squash


ought




bought

Add to the bottom of the previous chart for Phonics Patterns, Book 8

© 2016 by Kathryn J. Davis



ö



to

oo



moon

ou



soup

ë


Name Brad
Spelling A
ground out
mouth couch
flour shout
mountain loud

ei




veil

ey




they

ea



steak

eigh^{*}




sleigh

ë




ballet

i




ie



shield

i




pizza

ü




ü



bush

oo



book

ould



should

Tape this section to the top of the page with ist, isk, ift.

ond

omp

oft

olf

ost

ost

est

esk

elt

elf

elp

ask

and

ast

amp

aft

ist

ump

eld

isk

unt

end

ift

ulb

ent

ind

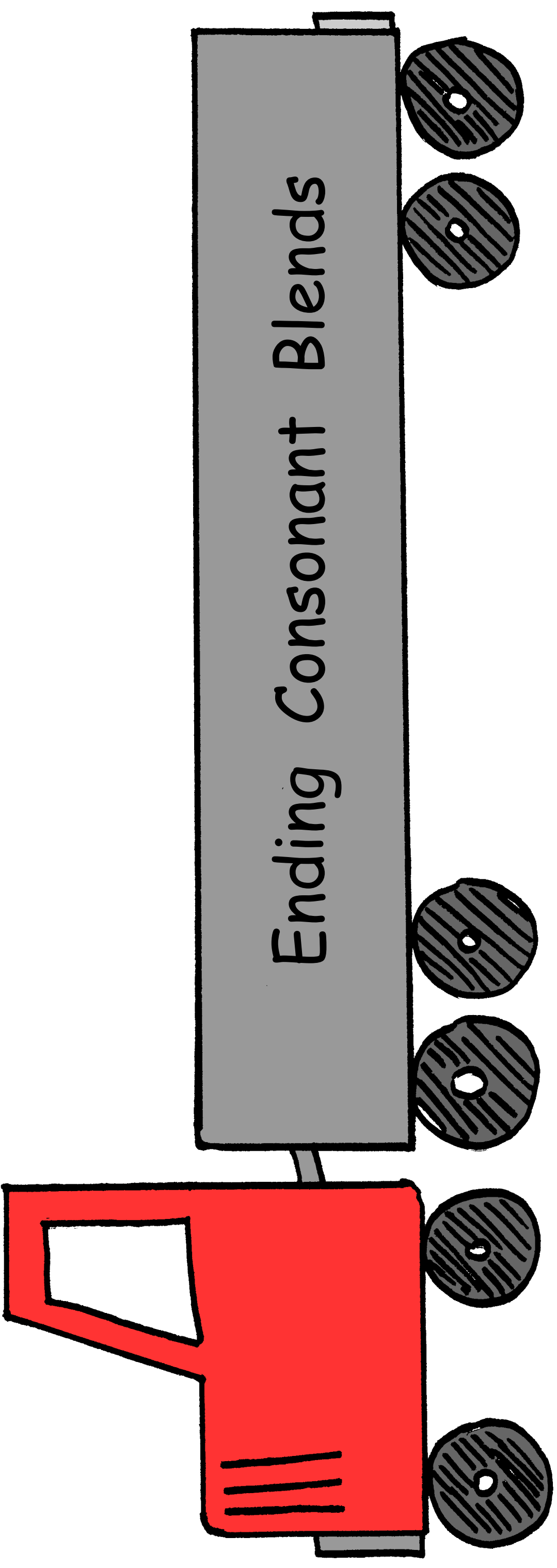
ust

ext

ilk

usk

ept



Ending Consonant Blends

st

sp

sm

sn

sc

sk

sw

squ

cl

fl

gl

pl

sl

bl

spl

tw

dw

pr

tr

br

cr

dr

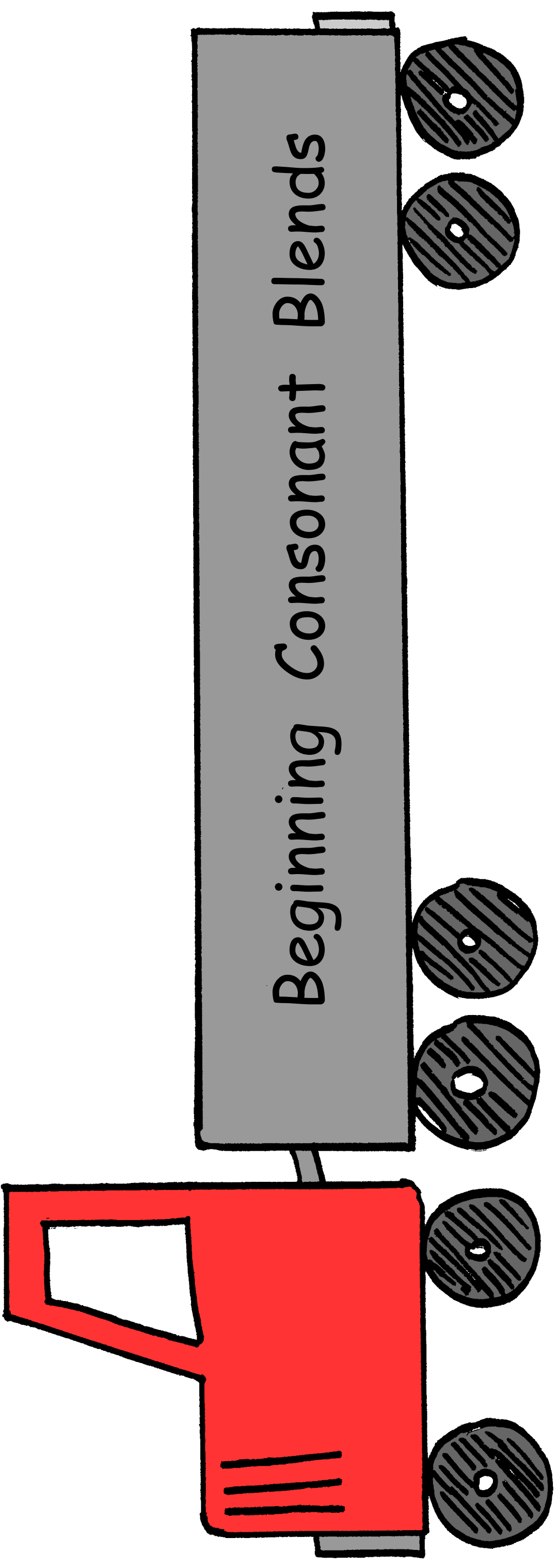
fr

gr

scr

spr




str



Beginning Consonant Blends


Vowel Pair Introduction

Explain to the students: When two vowels go walking, the first one does the talking. The first vowel gets to say its name. The second vowel has to be quiet. Point to each pair and have students figure out the sound.






Split-Vowel Pair Introduction

Explain to the students: Two vowels go walking, but a consonant squeezes between the vowels. It wants to play, too. Still, when two vowels go walking, the first one does the talking. The first vowel says its name, and the second vowel has to be quiet. Point to each pair and have students figure out the sound.






Follow The Leader Introduction

Explain: These letters are playing "follow the leader." The vowel is the leader, and gets to say its name. The two consonants that follow say their regular sound. But watch out! Letters with an x above them are silent. Have students give the sound for each pattern.



Vowel Pair Introduction

Explain to the students: When two vowels go walking, the first one does the talking. The first vowel gets to say its name. The second vowel has to be quiet. Point to each pair and have students figure out the sound.



Split-Vowel Pair Introduction

Explain to the students: Two vowels go walking, but a consonant squeezes between the vowels. It wants to play, too. Still, when two vowels go walking, the first one does the talking. The first vowel says its name, and the second vowel has to be quiet. Point to each pair and have students figure out the sound.



Follow The Leader Introduction

Explain: These letters are playing "follow the leader." The vowel is the leader, and gets to say its name. The two consonants that follow say their regular sound. But watch out! Letters with an x above them are silent. Have students give the sound for each pattern.

