

# Alphabet Cards




Lower Case Letters

© 2016 by Kathryn J. Davis

# Alphabet Cards

Lower Case Letters

© 2016 by Kathryn J. Davis



# Alphabet Cards

Lower Case Letters

© 2016 by Kathryn J. Davis

# Alphabet Cards

Lower Case Letters

© 2016 by Kathryn J. Davis

## Visual Instructions

1. The letters are numbered in the order that they are taught in the Sound City Reading program. The letters that are easiest to write are introduced first. If you prefer a different order, re-order the cards to fit your needs.
2. Introduce one new letter at a time. Show the new card, model the sound, and have each student repeat individually.
3. Show all of the cards that have been taught, in order. Students say the sounds in unison. Students say the sounds only (no letter names or key words) while looking at the cards.
4. When introducing the alphabet, use the short vowel sounds: a/ant, e/egg, i/in, o/ox, u/up. Use the c/cat and g/gum sounds.
5. When you begin *Phonetic Words And Stories, Books 1-8*, students will pronounce the basic sound for each alphabet letter and then pronounce any additional sounds that have been taught. The cards that follow show the sounds to say for each book.

## Visual Instructions

1. The letters are numbered in the order that they are taught in the Sound City Reading program. The letters that are easiest to write are introduced first. If you prefer a different order, re-order the cards to fit your needs.
2. Introduce one new letter at a time. Show the new card, model the sound, and have each student repeat individually.
3. Show all of the cards that have been taught, in order. Students say the sounds in unison. Students say the sounds only (no letter names or key words) while looking at the cards.
4. When introducing the alphabet, use the short vowel sounds: a/ant, e/egg, i/in, o/ox, u/up. Use the c/cat and g/gum sounds.
5. When you begin *Phonetic Words And Stories, Books 1-8*, students will pronounce the basic sound for each alphabet letter and then pronounce any additional sounds that have been taught. The cards that follow show the sounds to say for each book.

## Visual Instructions

1. The letters are numbered in the order that they are taught in the Sound City Reading program. The letters that are easiest to write are introduced first. If you prefer a different order, re-order the cards to fit your needs.
2. Introduce one new letter at a time. Show the new card, model the sound, and have each student repeat individually.
3. Show all of the cards that have been taught, in order. Students say the sounds in unison. Students say the sounds only (no letter names or key words) while looking at the cards.
4. When introducing the alphabet, use the short vowel sounds: a/ant, e/egg, i/in, o/ox, u/up. Use the c/cat and g/gum sounds.
5. When you begin *Phonetic Words And Stories, Books 1-8*, students will pronounce the basic sound for each alphabet letter and then pronounce any additional sounds that have been taught. The cards that follow show the sounds to say for each book.

## Visual Instructions

1. The letters are numbered in the order that they are taught in the Sound City Reading program. The letters that are easiest to write are introduced first. If you prefer a different order, re-order the cards to fit your needs.
2. Introduce one new letter at a time. Show the new card, model the sound, and have each student repeat individually.
3. Show all of the cards that have been taught, in order. Students say the sounds in unison. Students say the sounds only (no letter names or key words) while looking at the cards.
4. When introducing the alphabet, use the short vowel sounds: a/ant, e/egg, i/in, o/ox, u/up. Use the c/cat and g/gum sounds.
5. When you begin *Phonetic Words And Stories, Books 1-8*, students will pronounce the basic sound for each alphabet letter and then pronounce any additional sounds that have been taught. The cards that follow show the sounds to say for each book.

## Auditory Instructions

1. Also plan to use these cards during handwriting and spelling instruction. This will be just the opposite of using the cards visually. Instead of seeing the card and saying the sound, students hear the sound without seeing anything and write the letter. They should say the letter sound as they write it. After students have written the letter, turn the card around for students to see. This provides visual reinforcement. Students can check to see if they wrote the correct letter. If not, they should immediately bracket the incorrect letter and write the correct one, saying its sound.
2. You can use the same cards you use to practice the letters visually, or you can make a separate card pack. Choose the cards you want to use each day and put them in the order you want. For students who are still learning the alphabet, go through all the letters that have been taught. For students who are at the short vowel level or beyond, go through some or all the cards needed to spell the words in that lesson, and any letters that are still causing problems with handwriting.

## Auditory Instructions

1. Also plan to use these cards during handwriting and spelling instruction. This will be just the opposite of using the cards visually. Instead of seeing the card and saying the sound, students hear the sound without seeing anything and write the letter. They should always say the letter sound as they write it. After students have written the letter, turn the card around for students to see. This provides visual reinforcement. Students can check to see if they wrote the correct letter. If not, they should immediately bracket the incorrect letter and write the correct one, saying its sound.
2. You can use the same cards you use to practice the letters visually, or you can make a separate card pack. Choose the cards you want to use each day and put them in the order you want. For students who are still learning the alphabet, go through all the letters that have been taught. For students who are at the short vowel level or beyond, go through some or all the cards needed to spell the words in that lesson, and any letters that are still causing problems with handwriting.

## Auditory Instructions

1. Also plan to use these cards during handwriting and spelling instruction. This will be just the opposite of using the cards visually. Instead of seeing the card and saying the sound, students hear the sound without seeing anything and write the letter. They should always say the letter sound as they write it. After students have written the letter, turn the card around for students to see. This provides visual reinforcement. Students can check to see if they wrote the correct letter. If not, they should immediately bracket the incorrect letter and write the correct one, saying its sound.
2. You can use the same cards you use to practice the letters visually, or you can make a separate card pack. Choose the cards you want to use each day and put them in the order you want. For students who are still learning the alphabet, go through all the letters that have been taught. For students who are at the short vowel level or beyond, go through some or all the cards needed to spell the words in that lesson, and any letters that are still causing problems with handwriting.

## Auditory Instructions

1. Also plan to use these cards during handwriting and spelling instruction. This will be just the opposite of using the cards visually. Instead of seeing the card and saying the sound, students hear the sound without seeing anything and write the letter. They should always say the letter sound as they write it. After students have written the letter, turn the card around for students to see. This provides visual reinforcement. Students can check to see if they wrote the correct letter. If not, they should immediately bracket the incorrect letter and write the correct one, saying its sound.
2. You can use the same cards you use to practice the letters visually, or you can make a separate card pack. Choose the cards you want to use each day and put them in the order you want. For students who are still learning the alphabet, go through all the letters that have been taught. For students who are at the short vowel level or beyond, go through some or all the cards needed to spell the words in that lesson, and any letters that are still causing problems with handwriting.

Learning The Alphabet,  
Exploring Sounds In Words

- |             |        |
|-------------|--------|
| 1. t        | 14. s  |
| 2. i or i/ī | 15. j  |
| 3. h        | 16. o  |
| 4. l        | 17. c  |
| 5. n        | 18. d  |
| 6. w        | 19. a  |
| 7. u        | 20. v  |
| 8. b        | 21. g  |
| 9. m        | 22. p  |
| 10. r       | 23. k  |
| 11. f       | 24. y  |
| 12. x       | 25. qu |
| 13. e       | 26. z  |

Learning The Alphabet,  
Exploring Sounds In Words

- |             |        |
|-------------|--------|
| 1. t        | 14. s  |
| 2. i or i/ī | 15. j  |
| 3. h        | 16. o  |
| 4. l        | 17. c  |
| 5. n        | 18. d  |
| 6. w        | 19. a  |
| 7. u        | 20. v  |
| 8. b        | 21. g  |
| 9. m        | 22. p  |
| 10. r       | 23. k  |
| 11. f       | 24. y  |
| 12. x       | 25. qu |
| 13. e       | 26. z  |

Learning The Alphabet,  
Exploring Sounds In Words


- |             |        |
|-------------|--------|
| 1. t        | 14. s  |
| 2. i or i/ī | 15. j  |
| 3. h        | 16. o  |
| 4. l        | 17. c  |
| 5. n        | 18. d  |
| 6. w        | 19. a  |
| 7. u        | 20. v  |
| 8. b        | 21. g  |
| 9. m        | 22. p  |
| 10. r       | 23. k  |
| 11. f       | 24. y  |
| 12. x       | 25. qu |
| 13. e       | 26. z  |

Learning The Alphabet,  
Exploring Sounds In Words

- |             |        |
|-------------|--------|
| 1. t        | 14. s  |
| 2. i or i/ī | 15. j  |
| 3. h        | 16. o  |
| 4. l        | 17. c  |
| 5. n        | 18. d  |
| 6. w        | 19. a  |
| 7. u        | 20. v  |
| 8. b        | 21. g  |
| 9. m        | 22. p  |
| 10. r       | 23. k  |
| 11. f       | 24. y  |
| 12. x       | 25. qu |
| 13. e       | 26. z  |


Short Vowel Words And Sentences

- |        |         |
|--------|---------|
| 1. t   | 14. s/z |
| 2. i/ī | 15. j   |
| 3. h   | 16. o   |
| 4. l   | 17. c   |
| 5. n   | 18. d   |
| 6. w   | 19. a   |
| 7. u   | 20. v   |
| 8. b   | 21. g   |
| 9. m   | 22. p   |
| 10. r  | 23. k   |
| 11. f  | 24. y   |
| 12. x  | 25. qu  |
| 13. e  | 26. z   |

  
27. a  
(Sounds like u)


Short Vowel Words And Sentences

- |        |         |
|--------|---------|
| 1. t   | 14. s/z |
| 2. i/ī | 15. j   |
| 3. h   | 16. o   |
| 4. l   | 17. c   |
| 5. n   | 18. d   |
| 6. w   | 19. a   |
| 7. u   | 20. v   |
| 8. b   | 21. g   |
| 9. m   | 22. p   |
| 10. r  | 23. k   |
| 11. f  | 24. y   |
| 12. x  | 25. qu  |
| 13. e  | 26. z   |

  
27. a  
(Sounds like u)


Short Vowel Words And Sentences

- |        |         |
|--------|---------|
| 1. t   | 14. s/z |
| 2. i/ī | 15. j   |
| 3. h   | 16. o   |
| 4. l   | 17. c   |
| 5. n   | 18. d   |
| 6. w   | 19. a   |
| 7. u   | 20. v   |
| 8. b   | 21. g   |
| 9. m   | 22. p   |
| 10. r  | 23. k   |
| 11. f  | 24. y   |
| 12. x  | 25. qu  |
| 13. e  | 26. z   |

  
27. a  
(Sounds like u)

Short Vowel Words And Sentences

- |        |         |
|--------|---------|
| 1. t   | 14. s/z |
| 2. i/ī | 15. j   |
| 3. h   | 16. o   |
| 4. l   | 17. c   |
| 5. n   | 18. d   |
| 6. w   | 19. a   |
| 7. u   | 20. v   |
| 8. b   | 21. g   |
| 9. m   | 22. p   |
| 10. r  | 23. k   |
| 11. f  | 24. y   |
| 12. x  | 25. qu  |
| 13. e  | 26. z   |

  
27. a  
(Sounds like u)

## Phonics Patterns - Books 1-3

|         |           |
|---------|-----------|
| 1. t    | 14. s/z   |
| 2. i/ī  | 15. j     |
| 3. h    | 16. o/ō/ö |
| 4. l    | 17. c     |
| 5. n    | 18. d     |
| 6. w    | 19. a/ā   |
| 7. u/ū  | 20. v     |
| 8. b    | 21. g     |
| 9. m    | 22. p     |
| 10. r   | 23. k     |
| 11. f   | 24. y/ē/ī |
| 12. x   | 25. qu    |
| 13. e/ē | 26. z     |

## Book 4

|          |           |
|----------|-----------|
| 1. t     | 14. s/z   |
| 2. i/ī   | 15. j     |
| 3. h     | 16. o/ō/ö |
| 4. l     | 17. c     |
| 5. n     | 18. d     |
| 6. w     | 19. a/ā/ä |
| 7. u/ū/ü | 20. v     |
| 8. b     | 21. g     |
| 9. m     | 22. p     |
| 10. r    | 23. k     |
| 11. f    | 24. y/ē/ī |
| 12. x    | 25. qu    |
| 13. e/ē  | 26. z     |

## Phonics Patterns - Books 1-3

|         |           |
|---------|-----------|
| 1. t    | 14. s/z   |
| 2. i/ī  | 15. j     |
| 3. h    | 16. o/ō/ö |
| 4. l    | 17. c     |
| 5. n    | 18. d     |
| 6. w    | 19. a/ā   |
| 7. u/ū  | 20. v     |
| 8. b    | 21. g     |
| 9. m    | 22. p     |
| 10. r   | 23. k     |
| 11. f   | 24. y/ē/ī |
| 12. x   | 25. qu    |
| 13. e/ē | 26. z     |

## Book 4

|          |           |
|----------|-----------|
| 1. t     | 14. s/z   |
| 2. i/ī   | 15. j     |
| 3. h     | 16. o/ō/ö |
| 4. l     | 17. c     |
| 5. n     | 18. d     |
| 6. w     | 19. a/ā/ä |
| 7. u/ū/ü | 20. v     |
| 8. b     | 21. g     |
| 9. m     | 22. p     |
| 10. r    | 23. k     |
| 11. f    | 24. y/ē/ī |
| 12. x    | 25. qu    |
| 13. e/ē  | 26. z     |

## Phonics Patterns - Books 1-3

|         |           |
|---------|-----------|
| 1. t    | 14. s/z   |
| 2. i/ī  | 15. j     |
| 3. h    | 16. o/ō/ö |
| 4. l    | 17. c     |
| 5. n    | 18. d     |
| 6. w    | 19. a/ā   |
| 7. u/ū  | 20. v     |
| 8. b    | 21. g     |
| 9. m    | 22. p     |
| 10. r   | 23. k     |
| 11. f   | 24. y/ē/ī |
| 12. x   | 25. qu    |
| 13. e/ē | 26. z     |

## Book 4

|          |           |
|----------|-----------|
| 1. t     | 14. s/z   |
| 2. i/ī   | 15. j     |
| 3. h     | 16. o/ō/ö |
| 4. l     | 17. c     |
| 5. n     | 18. d     |
| 6. w     | 19. a/ā/ä |
| 7. u/ū/ü | 20. v     |
| 8. b     | 21. g     |
| 9. m     | 22. p     |
| 10. r    | 23. k     |
| 11. f    | 24. y/ē/ī |
| 12. x    | 25. qu    |
| 13. e/ē  | 26. z     |

## Phonics Patterns - Books 1-3

|         |           |
|---------|-----------|
| 1. t    | 14. s/z   |
| 2. i/ī  | 15. j     |
| 3. h    | 16. o/ō/ö |
| 4. l    | 17. c     |
| 5. n    | 18. d     |
| 6. w    | 19. a/ā   |
| 7. u/ū  | 20. v     |
| 8. b    | 21. g     |
| 9. m    | 22. p     |
| 10. r   | 23. k     |
| 11. f   | 24. y/ē/ī |
| 12. x   | 25. qu    |
| 13. e/ē | 26. z     |

## Book 4

|          |           |
|----------|-----------|
| 1. t     | 14. s/z   |
| 2. i/ī   | 15. j     |
| 3. h     | 16. o/ō/ö |
| 4. l     | 17. c     |
| 5. n     | 18. d     |
| 6. w     | 19. a/ā/ä |
| 7. u/ū/ü | 20. v     |
| 8. b     | 21. g     |
| 9. m     | 22. p     |
| 10. r    | 23. k     |
| 11. f    | 24. y/ē/ī |
| 12. x    | 25. qu    |
| 13. e/ē  | 26. z     |

## Phonics Patterns - Book 5

|          |           |
|----------|-----------|
| 1. t     | 14. s/z   |
| 2. i/ī   | 15. j     |
| 3. h     | 16. o/ō/ö |
| 4. l     | 17. c/s   |
| 5. n     | 18. d     |
| 6. w     | 19. a/ā/ä |
| 7. u/ū/ü | 20. v     |
| 8. b     | 21. g/j   |
| 9. m     | 22. p     |
| 10. r    | 23. k     |
| 11. f    | 24. y/ē/ī |
| 12. x    | 25. qu    |
| 13. e/ē  | 26. z     |

## Books 6-7

|           |           |
|-----------|-----------|
| 1. t      | 14. s/z   |
| 2. i/ī/î  | 15. j     |
| 3. h      | 16. o/ō/ö |
| 4. l      | 17. c/s   |
| 5. n      | 18. d     |
| 6. w      | 19. a/ā/ä |
| 7. u/ū/ü  | 20. v     |
| 8. b      | 21. g/j   |
| 9. m      | 22. p     |
| 10. r     | 23. k     |
| 11. f     | 24. y/ē/ī |
| 12. x     | 25. qu    |
| 13. e/ē/ë | 26. z     |

## Phonics Patterns - Book 5

|          |           |
|----------|-----------|
| 1. t     | 14. s/z   |
| 2. i/ī   | 15. j     |
| 3. h     | 16. o/ō/ö |
| 4. l     | 17. c/s   |
| 5. n     | 18. d     |
| 6. w     | 19. a/ā/ä |
| 7. u/ū/ü | 20. v     |
| 8. b     | 21. g/j   |
| 9. m     | 22. p     |
| 10. r    | 23. k     |
| 11. f    | 24. y/ē/ī |
| 12. x    | 25. qu    |
| 13. e/ē  | 26. z     |

## Books 6-7

|           |           |
|-----------|-----------|
| 1. t      | 14. s/z   |
| 2. i/ī/î  | 15. j     |
| 3. h      | 16. o/ō/ö |
| 4. l      | 17. c/s   |
| 5. n      | 18. d     |
| 6. w      | 19. a/ā/ä |
| 7. u/ū/ü  | 20. v     |
| 8. b      | 21. g/j   |
| 9. m      | 22. p     |
| 10. r     | 23. k     |
| 11. f     | 24. y/ē/ī |
| 12. x     | 25. qu    |
| 13. e/ē/ë | 26. z     |

## Phonics Patterns - Book 5

|          |           |
|----------|-----------|
| 1. t     | 14. s/z   |
| 2. i/ī   | 15. j     |
| 3. h     | 16. o/ō/ö |
| 4. l     | 17. c/s   |
| 5. n     | 18. d     |
| 6. w     | 19. a/ā/ä |
| 7. u/ū/ü | 20. v     |
| 8. b     | 21. g/j   |
| 9. m     | 22. p     |
| 10. r    | 23. k     |
| 11. f    | 24. y/ē/ī |
| 12. x    | 25. qu    |
| 13. e/ē  | 26. z     |

## Books 6-7

|           |           |
|-----------|-----------|
| 1. t      | 14. s/z   |
| 2. i/ī/î  | 15. j     |
| 3. h      | 16. o/ō/ö |
| 4. l      | 17. c/s   |
| 5. n      | 18. d     |
| 6. w      | 19. a/ā/ä |
| 7. u/ū/ü  | 20. v     |
| 8. b      | 21. g/j   |
| 9. m      | 22. p     |
| 10. r     | 23. k     |
| 11. f     | 24. y/ē/ī |
| 12. x     | 25. qu    |
| 13. e/ē/ë | 26. z     |

## Phonics Patterns - Book 5

|          |           |
|----------|-----------|
| 1. t     | 14. s/z   |
| 2. i/ī   | 15. j     |
| 3. h     | 16. o/ō/ö |
| 4. l     | 17. c/s   |
| 5. n     | 18. d     |
| 6. w     | 19. a/ā/ä |
| 7. u/ū/ü | 20. v     |
| 8. b     | 21. g/j   |
| 9. m     | 22. p     |
| 10. r    | 23. k     |
| 11. f    | 24. y/ē/ī |
| 12. x    | 25. qu    |
| 13. e/ē  | 26. z     |

## Books 6-7

|           |           |
|-----------|-----------|
| 1. t      | 14. s/z   |
| 2. i/ī/î  | 15. j     |
| 3. h      | 16. o/ō/ö |
| 4. l      | 17. c/s   |
| 5. n      | 18. d     |
| 6. w      | 19. a/ā/ä |
| 7. u/ū/ü  | 20. v     |
| 8. b      | 21. g/j   |
| 9. m      | 22. p     |
| 10. r     | 23. k     |
| 11. f     | 24. y/ē/ī |
| 12. x     | 25. qu    |
| 13. e/ē/ë | 26. z     |

## Phonics Patterns - Book 8

- |           |             |
|-----------|-------------|
| 1. t      | 14. s/z     |
| 2. i/ī/î  | 15. j       |
| 3. h      | 16. o/ō/ö   |
| 4. l      | 17. c/s     |
| 5. n      | 18. d       |
| 6. w      | 19. a/ā/ä/o |
| 7. u/ū/ü  | 20. v       |
| 8. b      | 21. g/j     |
| 9. m      | 22. p       |
| 10. r     | 23. k       |
| 11. f     | 24. y/ē/ī/i |
| 12. x     | 25. qu      |
| 13. e/ē/ë | 26. z       |

## Phonics Patterns - Book 8

- |           |             |
|-----------|-------------|
| 1. t      | 14. s/z     |
| 2. i/ī/î  | 15. j       |
| 3. h      | 16. o/ō/ö   |
| 4. l      | 17. c/s     |
| 5. n      | 18. d       |
| 6. w      | 19. a/ā/ä/o |
| 7. u/ū/ü  | 20. v       |
| 8. b      | 21. g/j     |
| 9. m      | 22. p       |
| 10. r     | 23. k       |
| 11. f     | 24. y/ē/ī/i |
| 12. x     | 25. qu      |
| 13. e/ē/ë | 26. z       |

## Phonics Patterns - Book 8

- |           |             |
|-----------|-------------|
| 1. t      | 14. s/z     |
| 2. i/ī/î  | 15. j       |
| 3. h      | 16. o/ō/ö   |
| 4. l      | 17. c/s     |
| 5. n      | 18. d       |
| 6. w      | 19. a/ā/ä/o |
| 7. u/ū/ü  | 20. v       |
| 8. b      | 21. g/j     |
| 9. m      | 22. p       |
| 10. r     | 23. k       |
| 11. f     | 24. y/ē/ī/i |
| 12. x     | 25. qu      |
| 13. e/ē/ë | 26. z       |

## Phonics Patterns - Book 8

- |           |             |
|-----------|-------------|
| 1. t      | 14. s/z     |
| 2. i/ī/î  | 15. j       |
| 3. h      | 16. o/ō/ö   |
| 4. l      | 17. c/s     |
| 5. n      | 18. d       |
| 6. w      | 19. a/ā/ä/o |
| 7. u/ū/ü  | 20. v       |
| 8. b      | 21. g/j     |
| 9. m      | 22. p       |
| 10. r     | 23. k       |
| 11. f     | 24. y/ē/ī/i |
| 12. x     | 25. qu      |
| 13. e/ē/ë | 26. z       |



Advanced Phonics Patterns

- |            |             |
|------------|-------------|
| 1. t       | 14. s/z     |
| 2. i/ī/i   | 15. j       |
| 3. h       | 16. o/ō/ö   |
| 4. l       | 17. c/s     |
| 5. n       | 18. d       |
| 6. w       | 19. a/ā/ä/o |
| 7. u/ū/ü   | 20. v       |
| 8. b       | 21. g/j     |
| 9. m       | 22. p       |
| 10. r      | 23. k       |
| 11. f      | 24. y/ē/ī/i |
| 12. x/gz/z | 25. qu/k    |
| 13. e/ē/ë  | 26. z/zh    |

Advanced Phonics Patterns


- |            |             |
|------------|-------------|
| 1. t       | 14. s/z     |
| 2. i/ī/i   | 15. j       |
| 3. h       | 16. o/ō/ö   |
| 4. l       | 17. c/s     |
| 5. n       | 18. d       |
| 6. w       | 19. a/ā/ä/o |
| 7. u/ū/ü   | 20. v       |
| 8. b       | 21. g/j     |
| 9. m       | 22. p       |
| 10. r      | 23. k       |
| 11. f      | 24. y/ē/ī/i |
| 12. x/gz/z | 25. qu/k    |
| 13. e/ē/ë  | 26. z/zh    |

Advanced Phonics Patterns


- |            |             |
|------------|-------------|
| 1. t       | 14. s/z     |
| 2. i/ī/i   | 15. j       |
| 3. h       | 16. o/ō/ö   |
| 4. l       | 17. c/s     |
| 5. n       | 18. d       |
| 6. w       | 19. a/ā/ä/o |
| 7. u/ū/ü   | 20. v       |
| 8. b       | 21. g/j     |
| 9. m       | 22. p       |
| 10. r      | 23. k       |
| 11. f      | 24. y/ē/ī/i |
| 12. x/gz/z | 25. qu/k    |
| 13. e/ē/ë  | 26. z/zh    |

Advanced Phonics Patterns


- |            |             |
|------------|-------------|
| 1. t       | 14. s/z     |
| 2. i/ī/i   | 15. j       |
| 3. h       | 16. o/ō/ö   |
| 4. l       | 17. c/s     |
| 5. n       | 18. d       |
| 6. w       | 19. a/ā/ä/o |
| 7. u/ū/ü   | 20. v       |
| 8. b       | 21. g/j     |
| 9. m       | 22. p       |
| 10. r      | 23. k       |
| 11. f      | 24. y/ē/ī/i |
| 12. x/gz/z | 25. qu/k    |
| 13. e/ē/ë  | 26. z/zh    |




1



1



1



1



2



2



2



2

h

h

3

3

h

h

3

3



4

4



4

4

n

n

5

5

n

n

5

5

W

W

6

6

W

W

6

6

u

u

7

7

u

u

7

7



b

b

8

8

b

b

8

8

m

m

9

9

m

m

9

9

r

r

10

10

r

r

10

10

f

f

11


11

f


f

11


11




12



12



12



12

e

e

13

13

e

e

13

13

S

14

S

14

S

14

S

14

j

15

j

15


j

15


j

15







16



16



16



16

C

C

17

17

C

C

17

17

d

18

d

18

d

18

d

18

a

a

19


19

a

a

19


19



20



20



20



20

g

21

g

21

g

21

g

21

p

22

p

22

p

22

p

22

k

23

k

23

k

23

k

23



Y

24

Y

24

Y

24

Y

24

qu

25

qu

25

qu

25

qu

25

**Z**

**Z**

26





26

**Z**

**Z**

26

26





a



a



a



a