

# Alphabet Lotto

And

# Advanced Alphabet Lotto


Entire contents © 2016 By Kathryn J. Davis  
7223 Cedar Lane Drive  
Germantown, TN 38138  
(901) 737-4466  
All rights reserved.

Permission is hereby granted to the purchaser  
to reproduce student materials in this file  
for individual or classroom use.  
Permission is granted for school-wide  
reproduction of materials.  
Commercial reproduction is prohibited.

Printed in the United States of America

# Alphabet Lotto

In this activity, students match letter pieces to an alphabet board. This is the easiest alphabet activity for students who are beginning to learn letters and sounds. It can be used with the *Learning The Alphabet* and *Exploring Sounds In Words* books. Read through part one of the sound story before playing the game so that students will be familiar with each sound picture and its sound. It is not necessary to formally teach every letter before playing the game. Even if they don't yet recognize all the letters or remember the sounds, students can still participate. It is important for the teacher or parent to play the game with the students to model the correct sound for each piece as needed.



There are three different boards.

- Capital and lower case letters - The matching pieces have a blue background.
- Capital letters only - The matching pieces have a pink background.
- Lower case letters only - The matching pieces have a green background.

Each letter on the board is shown with the matching sound picture from the sound story, to reinforce the letter sounds. The letter pieces also have the related sound picture.

**To prepare the activity:** The game materials can be downloaded and printed from [www.soundcityreading.net](http://www.soundcityreading.net). Laminate the alphabet pages and letter pieces if desired for extra wear. Tape the two pages that form each alphabet board together along the center line so that they will fold. Cut out each set of letter pieces and store in separate envelopes or plastic bags. Attach the label cards to identify the envelopes or bags.

**Selecting The Pieces:** Choose the board and set of pieces you want to use.

**Setting up the game:** Place the pieces face up beside the alphabet board. One or more students may play the game.

**To do the activity:** Students take turns choosing a letter piece, looking for the same letter on the board, and covering the letter on the board with the matching piece. Students must look carefully at all of the letters on the board to find the one that matches their piece. If they cannot find the matching letter, the teacher should give hints about where to look on the board until it is found. Students should say the sound for each letter as it is placed. If a student doesn't know the sound, the teacher should say the sound and have the student repeat. Be sure to focus on the sounds, not the names of the letters. The game is finished when all of the letters have been placed.

# Alphabet Lotto Label Cards


Set 1: Capital And Lower Case Letters

Set 2: Capital Letters

Set 3: Lower Case Letters

© 2016 by Kathryn J. Davis

# Alphabet Lotto Capital and Lower Case Letters



© 2016 by Kathryn J. Davis

# Alphabet Lotto Label Cards


Set 1: Capital And Lower Case Letters

Set 2: Capital Letters

Set 3: Lower Case Letters


© 2016 by Kathryn J. Davis

# Alphabet Lotto Capital Letters



© 2016 by Kathryn J. Davis


# Alphabet Lotto Lower Case Letters



© 2016 by Kathryn J. Davis

# Advanced Alphabet Lotto

In this activity, students match letter pieces to pictures on a board. The letter pieces show only a capital letter, lower case letter, or both. The spaces on the board show the sound pictures only, arranged so that the letters placed on the board will be in alphabetical order. This is the harder than the regular Alphabet Lotto game. Play it first, before attempting this game. Students must recognize each letter, remember its sound, and place it on the related sound picture. This activity can be used with the *Learning The Alphabet* and *Exploring Sounds In Words* books. Read through part one of the sound story before playing the game so that students will be familiar with each sound picture and its sound. It is not necessary to formally teach every letter before playing the game. Even if they don't yet recognize all the letters or remember the sounds, students can still participate. It is important for the teacher or parent to play the game with the students to model the correct sound for any pieces that are not yet known.



There are three boards, and they are all the same, with sound pictures only. There are three sets of game pieces.

- Capital and lower case letters
- Capital letters only
- Lower case letters only

**To prepare the activity:** The game materials can be downloaded and printed from [www.soundcityreading.net](http://www.soundcityreading.net). Laminate the game boards and letter pieces if desired for extra wear. Tape the two pages that form each alphabet board together along the center line so that they will fold. Cut out each set of letter pieces and store in separate envelopes or plastic bags. Attach the label cards to identify the envelopes or bags.

**Selecting The Pieces:** Choose the board and set of pieces you want to use.

**Setting up the game:** Place the pieces face up beside the alphabet board. One or more students may play the game.

**To do the activity:** Students take turns choosing a letter piece, looking for the related sound picture on the board, and covering the pictures on the board with the related pieces. Students must look carefully at all of the pictures on the board to find the one that matches their letter piece. If they cannot find the picture, the teacher should give hints about where to look on the board until it is found. Students should say the sound for each letter as it is placed. If a student doesn't know the sound, the teacher should say the sound and have the student repeat. Be sure to focus on the sounds, not the names of the letters. The game is finished when all of the letter cards have been placed.

# Advanced Alphabet Lotto Label Cards

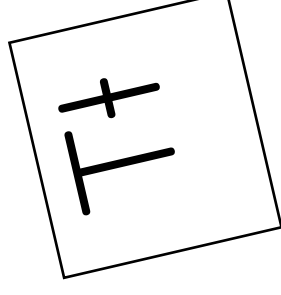
Set 1: Capital And Lower Case Letters

Set 2: Capital Letters

Set 3: Lower Case Letters

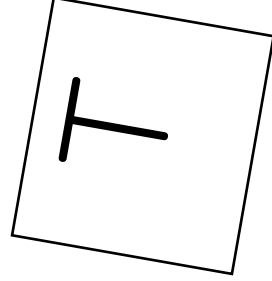
© 2016 by Kathryn J. Davis

# Advanced Alphabet Lotto Capital and Lower Case Letters



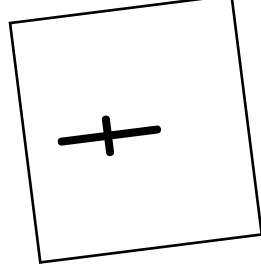
© 2016 by Kathryn J. Davis

# Advanced Alphabet Lotto Capital Letters




© 2016 by Kathryn J. Davis

# Advanced Alphabet Lotto Lower Case Letters



© 2016 by Kathryn J. Davis

A a



B b



C c



G g




H h




I i




M m



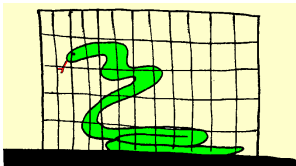
N n




O o




S s



T t





U u




Y y



Z z




Dd



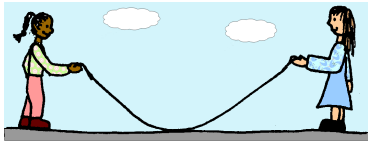
Ee



Ff




Jj




Kk




Ll




Pp




Qq



Rr




Vv



Ww




Xx



# Alphabet Lotto Game Board

Capital and Lower Case Letters

A a



B b



C c

G g




H h




I i



M m

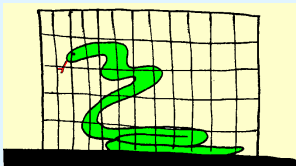


N n




O o


S s



T t





U u



Y y




Z z






Dd



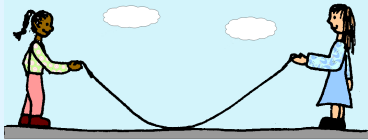
Ee



Ff




Jj




Kk




Ll




Pp




Qq




Rr




Vv



Ww




Xx



# Alphabet Lotto Game Pieces

Capital And Lower Case Letters

A



B



C




G




H



I




M



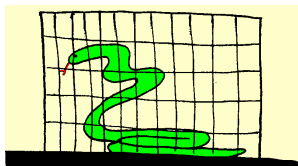
N




O




S



T





U



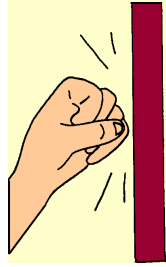
Y



Z




D



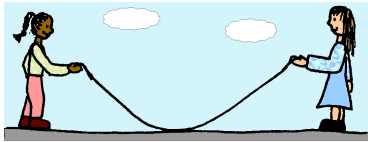
E



F




J




K




L




P




Q




R




V



W




X



# Alphabet Lotto Game Board

## Capital Letters

A



B



C



G




H



I




M



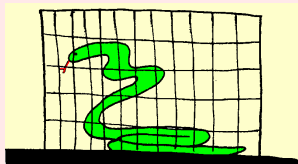
N




O




S



T





U




Y



Z




D



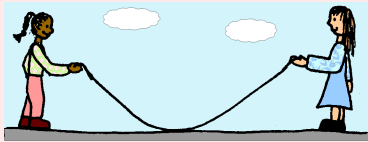
E



F




J




K




L




P




Q




R




V



W




X



# Alphabet Lotto Game Pieces

## Capital Letters

a



b



c




g




h



i




m



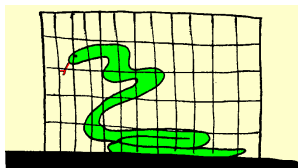
n




o




s



t





u




y



z




d



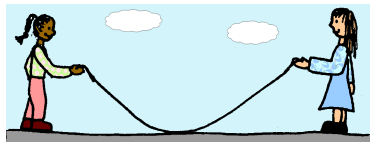
e



f




j




k




l




p




q



r




v



w




x



# Alphabet Lotto Game Board

## Lower Case Letters

a



b



c




g




h




i




m



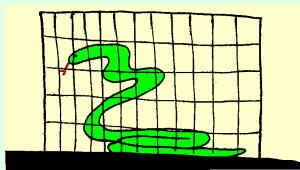
n




o




s




t





u



y




z






d



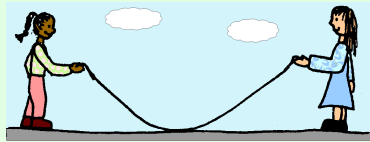
e



f




j




k




l




p




q



r




v



w






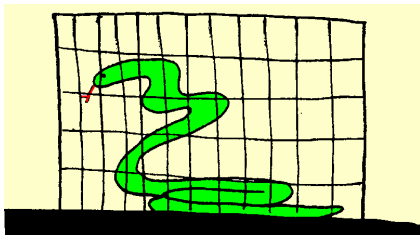













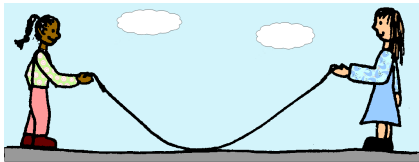


x



# Alphabet Lotto Game Pieces

## Lower Case Letters





# Advanced Alphabet Lotto Game Board

A a

B b

C c

G g

H h

I i

M m

N n

O o

S s

T t

U u

Y y

Z z



D d

E e

F f

J j

K k

L l

P p

Q q





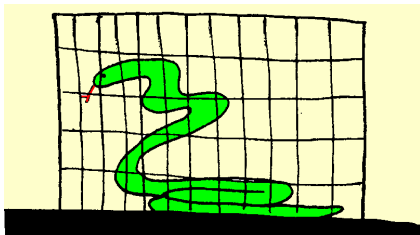






R r







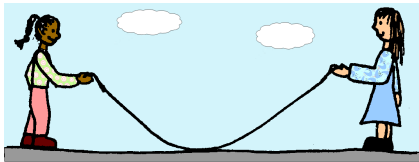



V v

W w

X x

Advanced Alphabet Lotto Game Pieces  
Capital And Lower Case Letters





# Advanced Alphabet Lotto Game Board

A

B

C

G

H

I

M

N

O

S

T

U

Y

Z





D

E

F

J

K

L

P

Q  
u





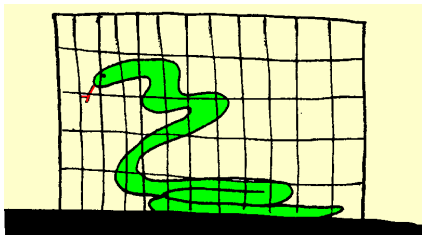







R







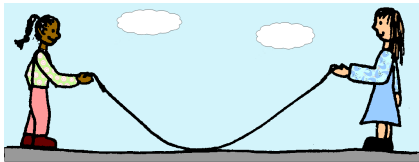


V

W

X

Advanced Alphabet Lotto Game Pieces  
Capital Letters





# Advanced Alphabet Lotto Game Board

a

b

c

g

h

i

m

n

o


s

t

u

y

z



d

e

f

j

k

l

p

qu

r

v

w

x

Advanced Alphabet Lotto Game Pieces  
Lower Case Letters