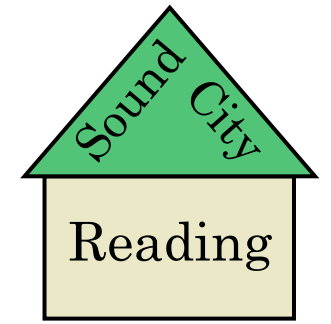


# Advanced Ending Syllable Wall Charts - Two Versions



1. Arranged In Sequential Order
2. Sorted By Type Of Pattern

This set of charts should be printed on 11 inch by 17 inch white ledger paper in landscape mode.

These charts are large so that students in a classroom can see them when they are posted on a bulletin board or wall. They are used to introduce and review advanced ending syllables from level five, advanced phonics patterns. They will also serve as a spelling and decoding reference for students as they read and write independently. It is the teacher's choice whether to use the charts that are in sequential order or the charts that show similar types of patterns grouped together. You might want to use the sequential charts while teaching the patterns at level five. Afterwards, you could switch to the charts with similar patterns grouped together.

When you introduce a new ending syllable, show the sound card, pronounce the syllable, and have each student in the class repeat it. Point to the new pattern and key word on the related sound chart, model how to pronounce them, and have the students repeat in unison. Then point to all of the ending syllables that have been introduced. Students pronounce the syllables and key words in unison. Remind students how to pronounce any syllables or key words that they have forgotten.

There are several types of patterns that will be studied. Discuss the information shown below as needed when introducing a new pattern.

1. Any **ti** and **ci** patterns that are at the beginning of the syllable are pronounced as /sh/ as in ad-di-**tion** or /sh/ as in spe-**cial** .
2. An **si** pattern at the beginning of the syllable can be pronounced as /sh/ as in man-**sion** or /zh/ as in tel-e-vi-**sion**.
3. The **su** pattern at the beginning of a syllable can be pronounced as /sh/ as in pres-**sure** or /zh/ as in mea-**sure**.
4. The letters **tu** show the /ch/ sound in the tu/spa-**tu**-la and ture/na-**ture** patterns. (The **tu** pattern is used as a middle syllable.)
5. In one and two-syllable words, a vowel-consonant-e pattern shows the long vowel sound, as in **safe**, mis-**take**, **these**, ath-**lete**, kite, sun-**shine**, **home**, flag-**pole**, **mule**, cos-**tume**. However, in some words, a vowel-consonant-e pattern at the end of a word is in an unaccented ending syllable, as in pi-**rate** and de-**tec-tive**. The last syllable is not pronounced as forcefully as the other syllables. In an unaccented syllable, the vowel pattern has the schwa sound. It is hardly pronounced at all.
6. The **ou** pattern does not represent its usual sounds in unaccented ending syllables. It has the schwa sound . In words like **ous/enormous** and **ious/furious** it is hardly pronounced at all.

Advanced Ending Syllables  
In Sequential Order

tion		addition
tain		curtain
ous		enormous
ace		necklace
ture		nature
ive		detective
cial		special
sure		pressure
sure		measure
sual		unusual
cian		magician
ate		pirate
ice		notice
tu		spatula
tial		initials
tient		quotient

ine		medicine
ine		gasoline
sion		mansion
sia		Russia
sion		television
sia		freesia
ious		furious
cious		delicious
tious		nutritious
ite		opposite
age		baggage
age		garage

Advanced Ending Syllables  
Sorted By Type

tion		addition
tial		initials
tient		quotient
tious		nutritious
cial		special
cian		magician
cious		delicious
sion		mansion
sia		Russia
sion		television
sia		freesia
tain		curtain

ous		enormous
ious		furious
ace		necklace
ate		pirate
age		baggage
age		garage
ive		detective
ice		notice
ine		medicine
ine		gasoline
ite		opposite
ture		nature
tu		spatula
sure		pressure
sure		measure
sual		unusual


# Advanced Ending Syllables In Sequential Order

tion

$$\begin{array}{r} 3 \quad \bullet \bullet \bullet \\ + 1 \quad \bullet \\ \hline 4 \end{array}$$


addition

tain



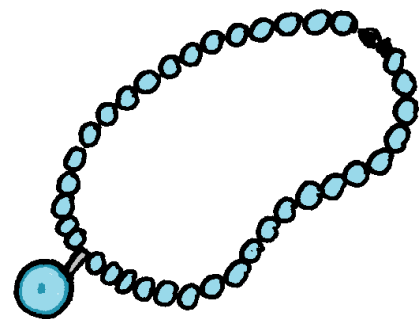
curtain

ous




enormous

ace



necklace

ture




nature

ive




detective

cial



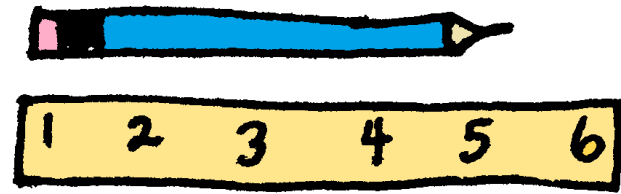
special

sure




pressure

sure



measure

sual



unusual

cian



magician

ate




pirate

ice



notice

tu



spatula

tial

K.M.J.

initials

tient

$$3 \overline{) 6} \begin{matrix} 2 \\ \leftarrow \end{matrix}$$


quotient

ine



me*di*cine

*i*ne



ga*s*oline

sion



ma*n*sion


si*a*



Ru*ssi*a




sion




television

sia



freesia

ious




furious

ciious




delicious

tious




nutritious

ite



opposite

age



baggage

age



garage

# Advanced Ending Syllables Sorted By Type

tion

$$\begin{array}{r} 3 \quad \bullet \bullet \bullet \\ + 1 \quad \bullet \\ \hline 4 \end{array}$$

addition

tial

K.M.J.

initials

tient

$$3 \overline{)6} \begin{array}{l} 2 \\ \leftarrow \end{array}$$


quotient

tious



nutritious

cial



special

cian



magician

cious



delicious

sion




mansion

sia




Russia

sion




television

sia




freesia

tain




curtain

ous



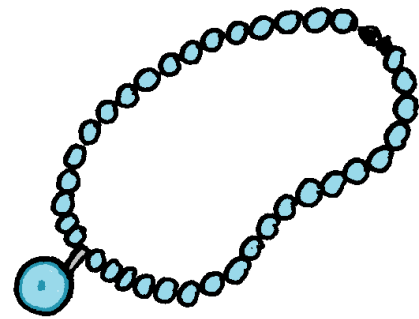
enormous

ious



furious

ace




necklace

ate



pirate

age



baggage

age



garage

ive



detective

ice



notice




ine




me**e**dicine

**i**ne




ga**a**sol**i**ne

ite




**o**pposite

ture




na**a**ture

tu



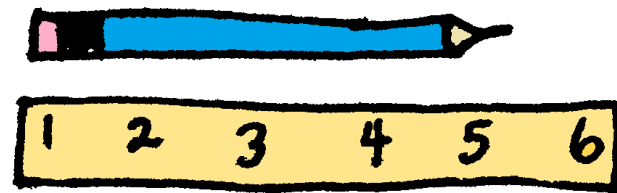
spatula

sure




pressure

sure



measure

sual



unusual