Sound City Reading

Beginning and Ending Sounds





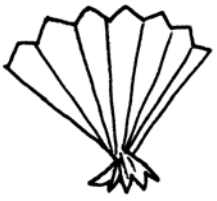

Entire contents © 2009 By Kathryn J. Davis
7223 Cedar Lane Drive
Germantown, TN 38138
(901) 737-4466
All rights reserved.

Permission is hereby granted to the purchaser
to reproduce student materials in this book
for individual or classroom use.
Permission is granted for school-wide
reproduction of materials.

Printed in the United States of America

Table of Contents

Teaching Notes 4
t 5
i 8
h 10
l 13
n 19
w 25
Ending sound review 28
Beginning and ending sounds 29
Medial short vowel i 30
Beginning, middle, and ending sounds with short i 31
u 32
b 35
m 41
r 47
f 53
x 59
Ending sound review 61
Beginning and ending sounds 62
Medial short vowel u 63
Beginning, middle, and ending sounds with short u 64
e 65
s 68
j 73
o 76
c 79
d 82
Ending sound review 88
Beginning and ending sounds 89
Medial short vowel o 90
Beginning, middle, and ending sounds with short o 91
Medial short vowel e 92
Beginning, middle and ending sounds with short e 93
a 94
v 97
g 103
p 109
k 115
y 121
Ending sound review 124
Beginning and ending sounds 125
Medial short vowel a 126
Beginning, middle, and ending sounds with short a 127
z 128
qu 134
Ending sound review 137
Beginning and ending sounds 138
Medial short vowel i 139
Beginning, middle, and ending sounds with short i 140

© 2009 by Kathryn J. Davis

Teaching Notes

1. The pages in this book are designed for direct instruction. The teacher should work directly with the students as the pages are completed. Do not assign pages to be done independently. The student must have the teacher's guidance on every page.
2. The overall sequence should be completed in order. However, it is up to the teacher, tutor, or parent to decide how many pages and which pages to do for each letter studied. I've provided some pages that are very easy and others that are more challenging.
3. Each new letter that is introduced has a small picture beside to show its sound. These pictures are from a Sound Story, available at www.soundcityreading.com. Each picture in the story represents a letter sound in our language. For example, the sound for a ticking clock is /t/, and the sound for a growling dog is /r/. Read some of the story each day until all of part 1 has been completed. Go over all of the pictures and letters that have been taught during each lesson and have the student say the sounds.
4. Handwriting materials are available from www.soundcityreading.com.
5. Have the student complete the beginning sound and ending sound pages under your supervision. You will need to help the student identify the picture if he doesn't recognize it. The picture names are at the bottom of each page, for teacher reference. The student should pronounce the word slowly, listen carefully for the beginning or ending sound in the word, and write the associated letter on the lines. Model and help as needed. Insist that the student write each letter correctly.
6. Beginning Sound Picture Cards and Ending Sound Picture Cards are available from www.soundcityreading.com. Cards for the selected letters can be used to practice sorting pictures by beginning or ending sounds on a pocket chart before doing the related worksheets.

<u>Beginning sound pages for each letter include</u>:

1) One introduction page on which all of the pictures begin with the same new letter sound;
2) One discrimination page on which pictures begin with the new letter sound or the letter taught just before the new sound;
3) One review page with pictures that begin with all of the previously taught letters.

If a letter commonly appears at the end of a word, <u>ending sound pages</u> are also included:

1) One introduction page on which all of the pictures end with the new letter;
2) One discrimination page on which pictures begin with the current letter and the ending letter taught just before it;
3) Another discrimination page on which pictures <u>either</u> begin or end with the new letter.

After each group of six letters are studied, these pages are included:

1) One ending sound review page;
2) One page on which both beginning and ending sounds are written;
3) One page on which a medial (middle) short vowel sound is written;
4) One page on which beginning, middle, and ending sounds are written.

Beginning Sound - t



tag

10





Trace the **t** and write more **t**'s to fill the line. Write **t** to show the beginning sound for each picture: ten, tub, tulip, tent, talk, tail, town, tusk.

© 2009 by Kathryn J. Davis

Ending Sound - t





Write **t** to show the ending sound for each picture: hat, goat, cut, cat, nut, boat, bat, night, fight, gate.

© 2009 by Kathryn J. Davis

Is the **t** sound at the beginning or the end?

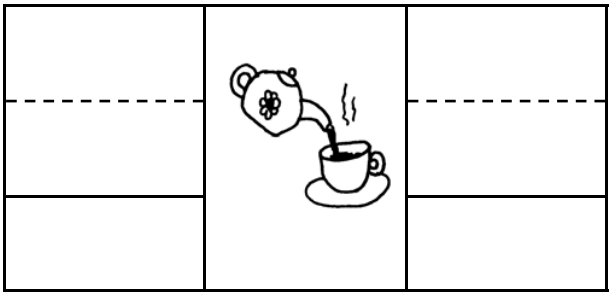

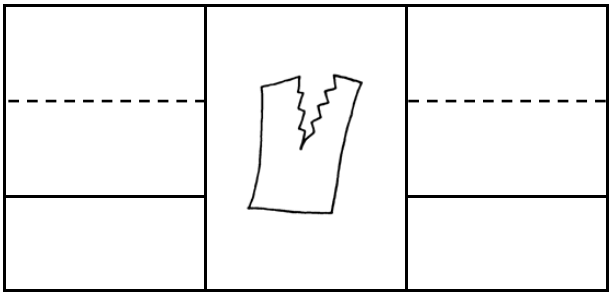

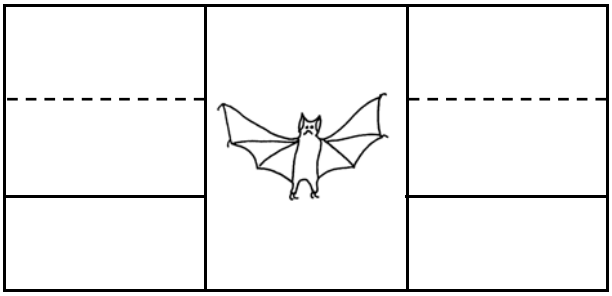

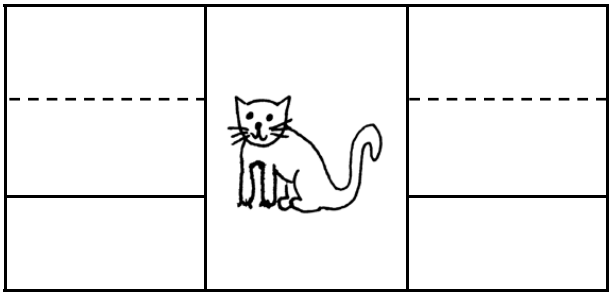



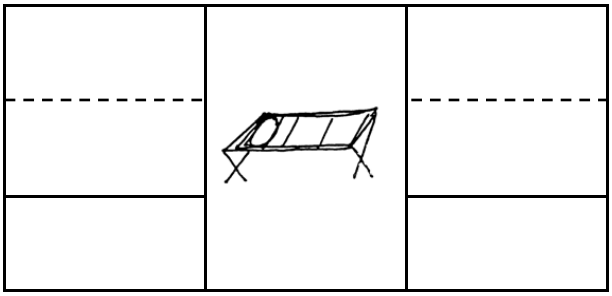

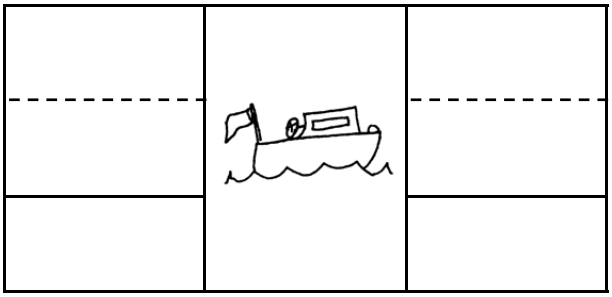

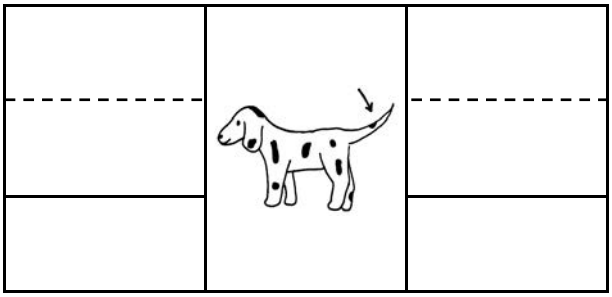

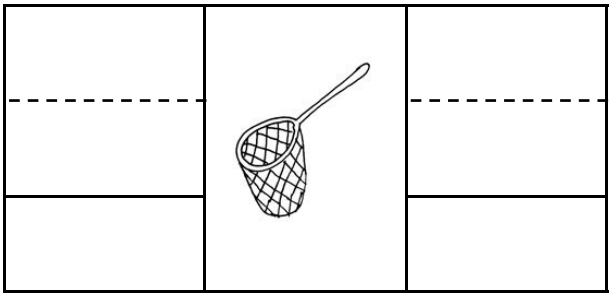

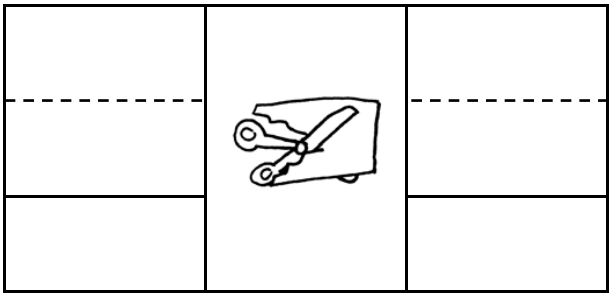

If **t** comes at the beginning, write it before the picture. If **t** comes at the end, write it after the picture: tea, bat, tall, boat, net, tear, cat, cot, tail, cut.

© 2009 by Kathryn J. Davis

Beginning Sound - i

i

in







Trace the **i** and write more **i**'s to fill the line. Write **i** to show the beginning sound for each picture: igloo, ink, invitation, instruments, infant, inch, Indian, insect.

© 2009 by Kathryn J. Davis

Beginning Sound Discrimination - i or t

i	in	t	tag

			
			
			10

Write **i** or **t** to show the beginning sound for each picture: iguana, tail, tea, inchworm, itch, invitation, ten, tent.

© 2009 by Kathryn J. Davis

Beginning Sound - h

h

hat



Trace the **h** and write more **h**'s to fill the line. Write **h** to show the beginning sound for each picture: hammer, hair, horse, hay, horn, hose, hawk, head.

© 2009 by Kathryn J. Davis

Beginning Sound Discrimination - h or i

h	hat	i	in

	
	

Write **i** or **h** to show the beginning sound for each picture: insect, hanger, house, Indian, here, hook, igloo, instruments.

© 2009 by Kathryn J. Davis

Beginning Sound Review - t, i, h

10

Write a letter to show the beginning sound for each picture: house, ink, horn, torn, town, in, ten, horse, inchworm, hay.

© 2009 by Kathryn J. Davis

Beginning Sound - l



leg

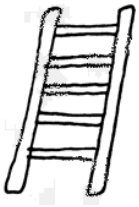

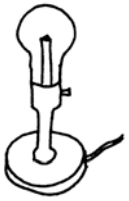

Trace the **l** and write more **l**'s to fill the line. Write **l** to show the beginning sound for each picture: ladder, light, little, lawn, leaf, laugh, lamb, left.

© 2009 by Kathryn J. Davis

Beginning Sound Discrimination - l or h

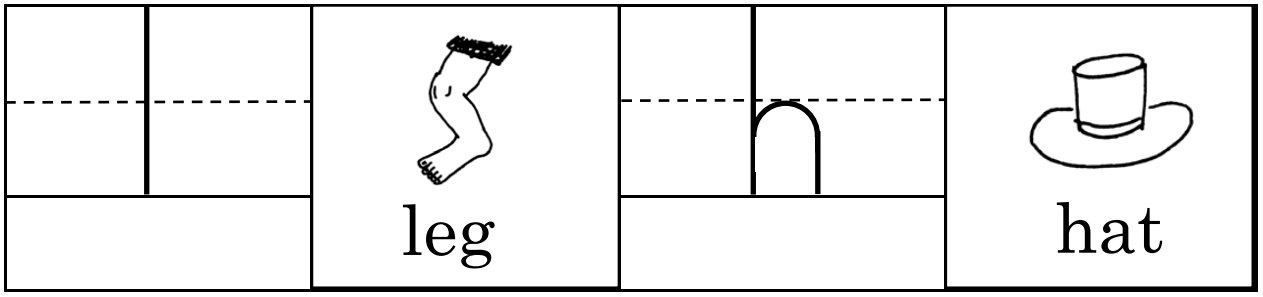

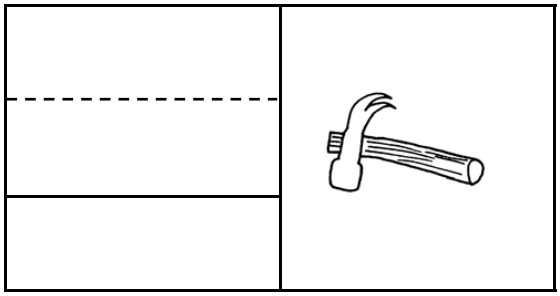

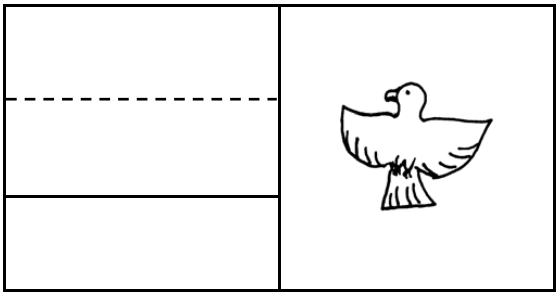





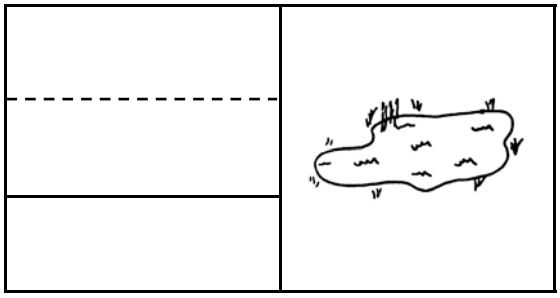

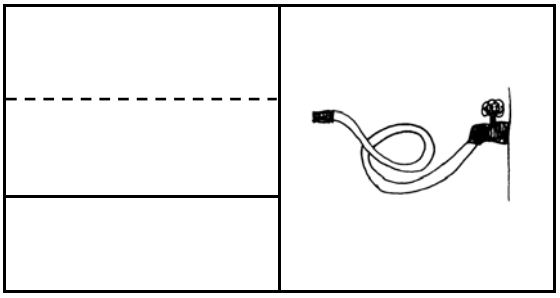

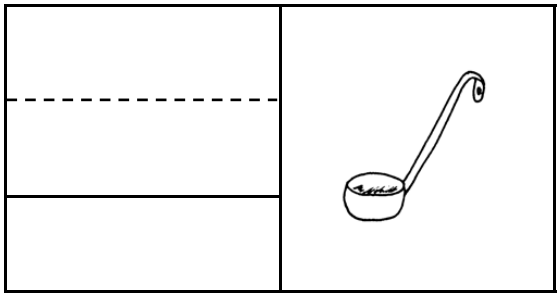

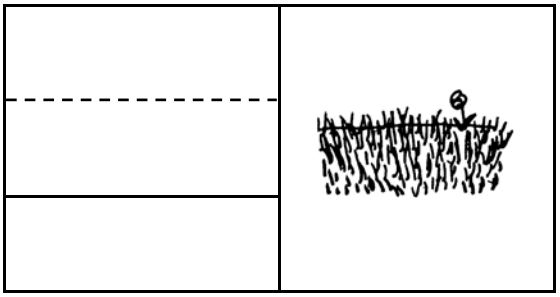

Write **l** or **h** to show the beginning sound for each picture: hammer, hair, lake, ladle, hawk, loft, hose, lawn..

© 2009 by Kathryn J. Davis

Beginning Sound Review - t, i, h, l



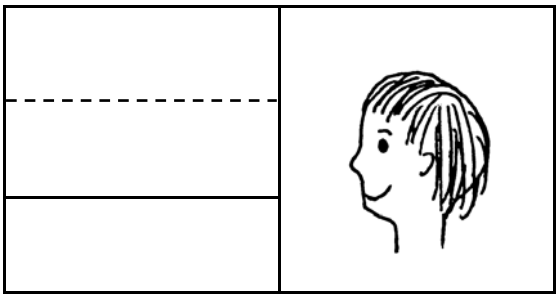

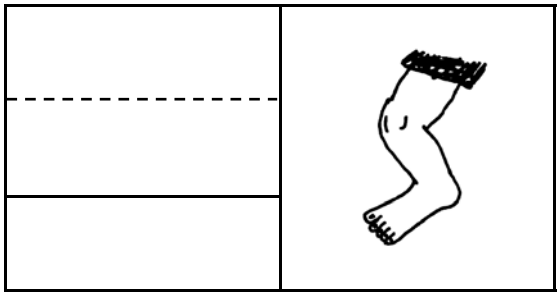

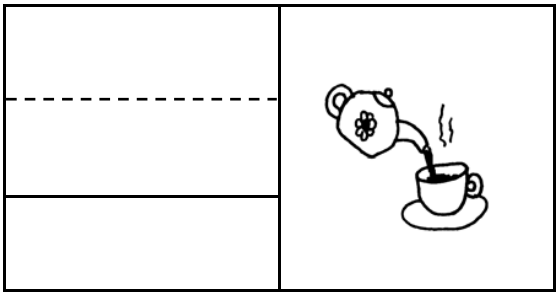

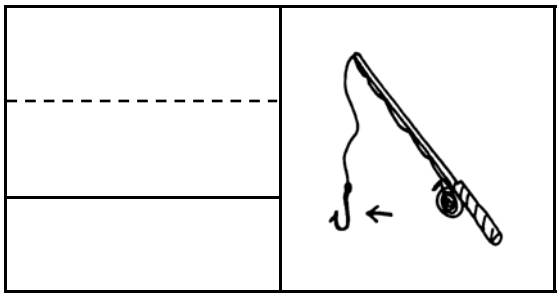



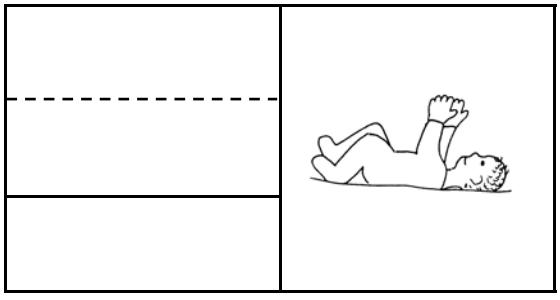

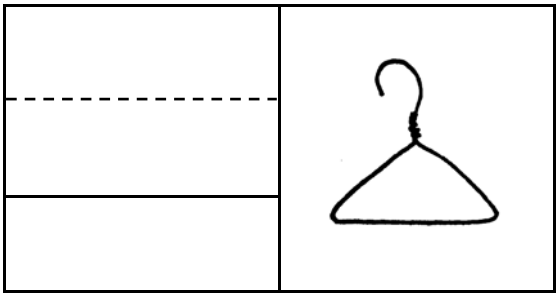

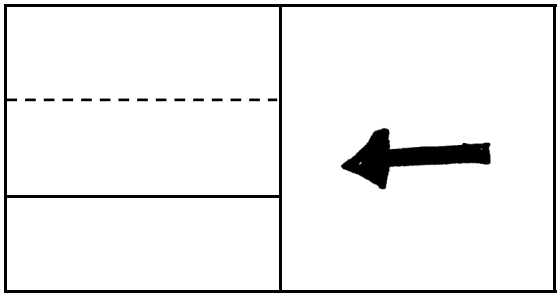

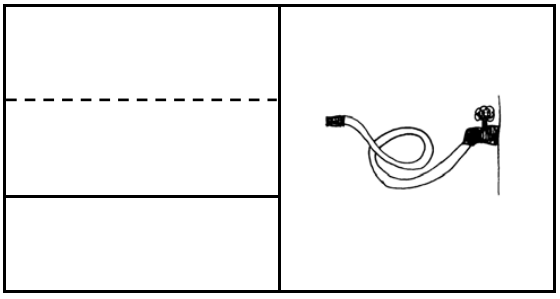

Write a letter to show the beginning sound for each picture: invitation, leg, hook, infant, left, head, tea, laugh, hanger, hose.

© 2009 by Kathryn J. Davis

Ending Sound - l





Write **l** to show the ending sound for each picture: ball, mule, sail, ill, veil, doll, quail, nail, tall, seal.

Ending Sound Discrimination - l or t





Write **t** or **l** to show the ending sound for each picture: eat, quail, fruit, seal, cat, nail, ill, flute, bought, sail.

© 2009 by Kathryn J. Davis

Is the **l** sound at the beginning or the end?

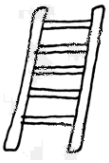



If **l** comes at the beginning, write it before the picture. If **l** comes at the end, write it after the picture: ball, ladder, lamb, leg, sail, nail, lake, seal, quail, doll.

Beginning Sound - n

n

nut

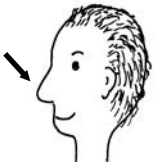

Trace the **n** and write more **n**'s to fill the line. Write **n** to show the beginning sound for each picture: net, nest, nose, nut, nickel, night, needle, nurse.

© 2009 by Kathryn J. Davis

Beginning Sound Discrimination - n or l

n	nut		leg

	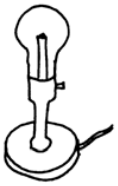

Write **n** or **f** to show the beginning sound for each picture: leaf, lamb, nickel, nurse, nest, light, little, night.

© 2009 by Kathryn J. Davis

Beginning Sound Review - t, i, h, l, n

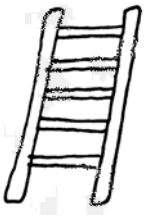





Write a letter to show the beginning sound for each picture: net, ladder, hat, next, tusk, itch, night, here, lost, nest.

© 2009 by Kathryn J. Davis

Ending Sound - n

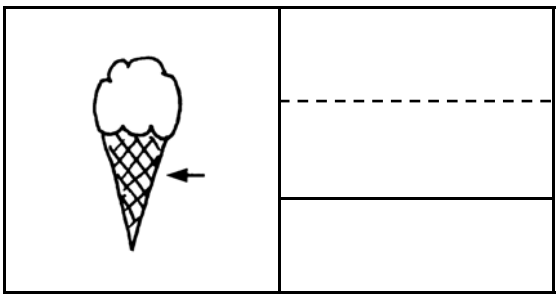

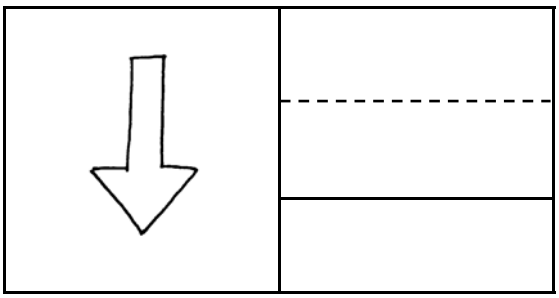

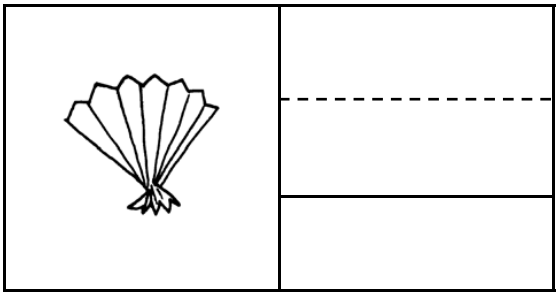

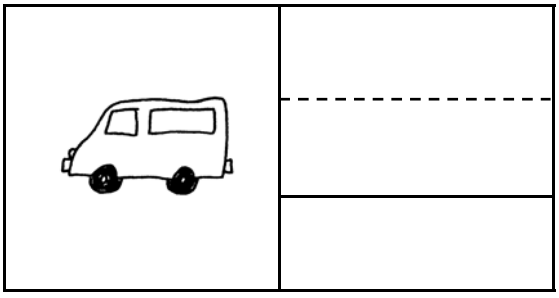

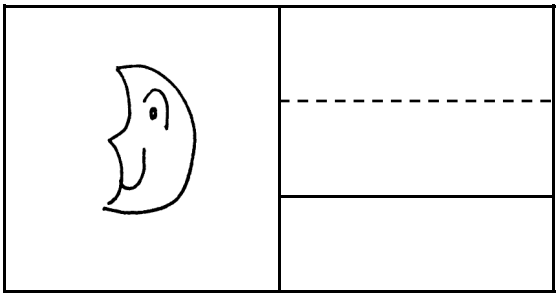

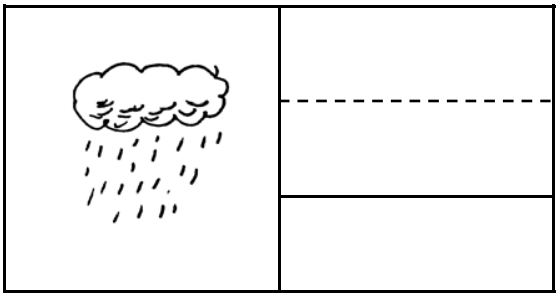

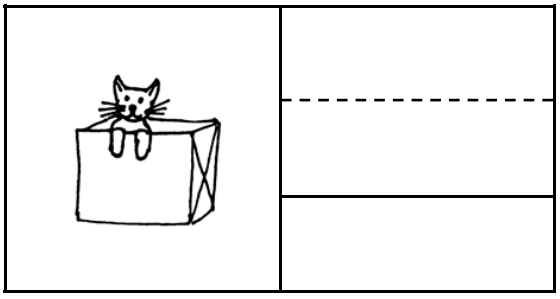



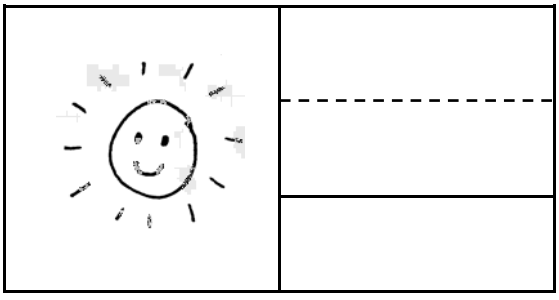

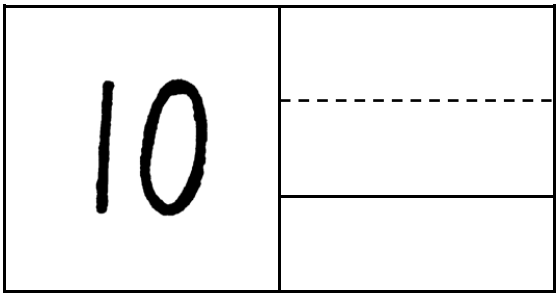

Write **n** to show the ending sound for each picture: cone, fan, moon, in, sun, down, van, rain, man, ten.

© 2009 by Kathryn J. Davis

Ending Sound Discrimination - n or l

10	

Write **n** or **f** to show the ending sound for each picture: ten, rain, oil, moon, mule, sail, ball, sun, troll, van.

© 2009 by Kathryn J. Davis

Is the **n** sound at the beginning or the end?

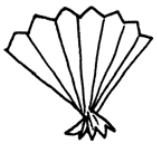

10

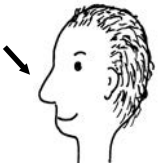

If **n** comes at the beginning, write it before the picture. If **n** comes at the end, write it after the picture. Nap, nut, sun, van, net, nap, ten, nod, rain, nose.

© 2009 by Kathryn J. Davis

Beginning Sound - w



W

web

Trace the **w** and write more **w**'s to fill the line. Write **w** to show the beginning sound for each picture: wagon, wasp, wink, we, wallet, wig, waffle, wisp.

© 2009 by Kathryn J. Davis

Beginning Sound Discrimination - w or n

w	web	n	nut

			

Write **w** or **n** to show the beginning sound for each picture: nickel, wall, worm, nail, wind, nose, wagon, next.

© 2009 by Kathryn J. Davis

Beginning Sound Review - t, i, h, l, n, w

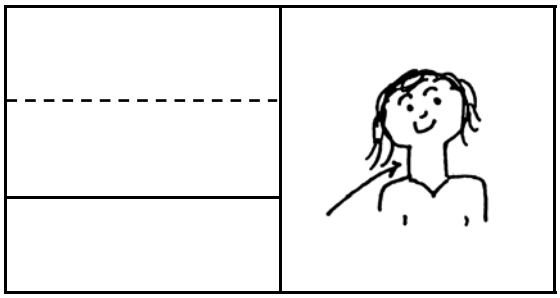

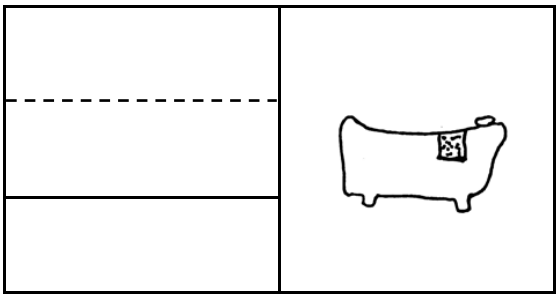

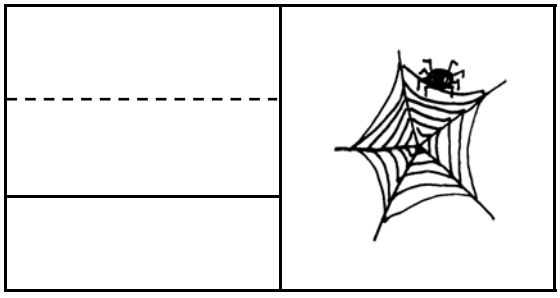



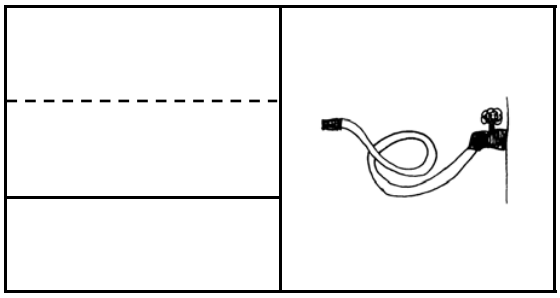

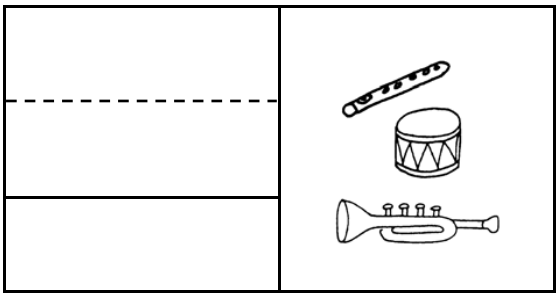





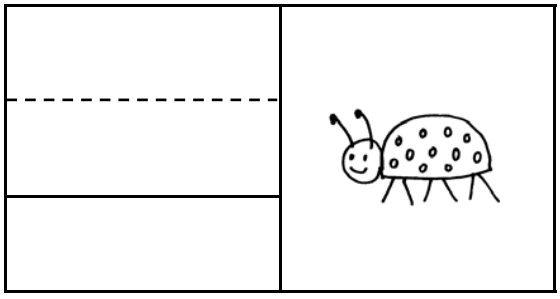



Write a letter to show the beginning sound for each picture: neck, web, hose, lamb, insect, tub, wink, instruments, nod, ladle.

© 2009 by Kathryn J. Davis

Ending Sound Review - n, l, t





Write the letter to show the ending sound for each picture: fan, doll, gate, sun, pine, seal, jet, poll, man, bat.

© 2009 by Kathryn J. Davis

Beginning **And** Ending Sounds

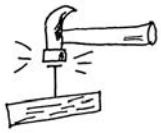

Write the beginning and ending sound for each picture: hit, hill, tin, nail, wall, lit, win, wit, hat, night.

© 2009 by Kathryn J. Davis

Medial Short Vowel - **i**

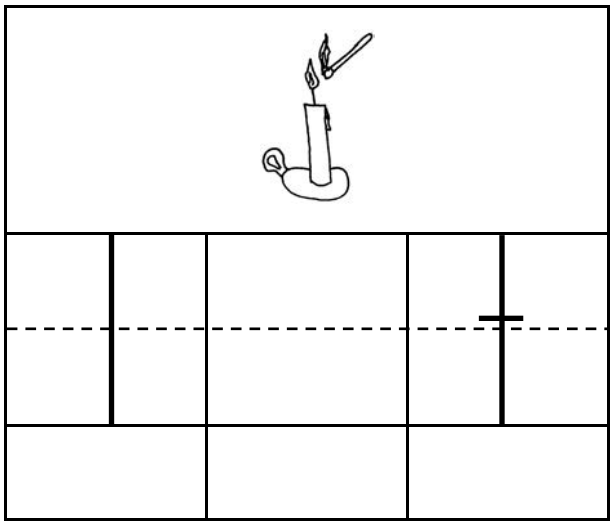

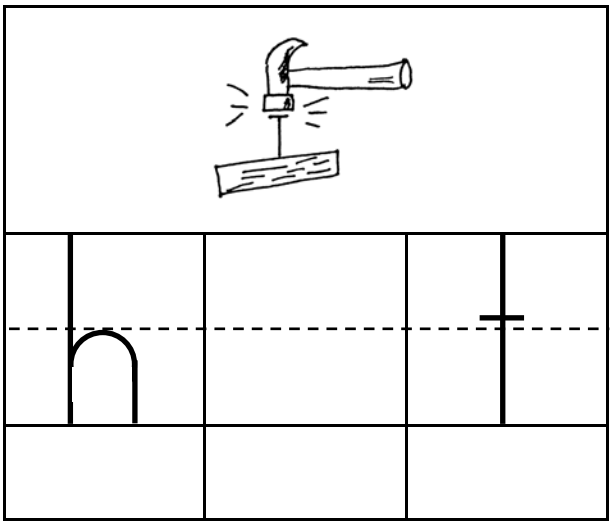



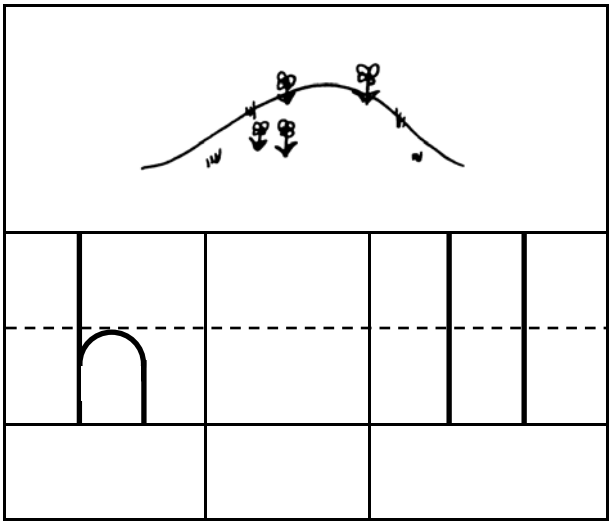

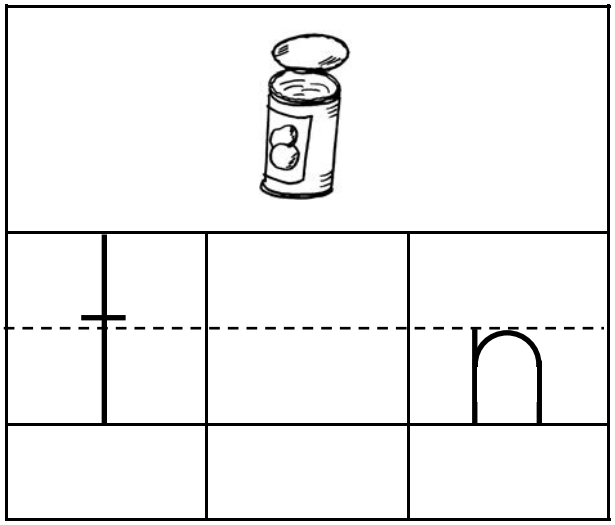

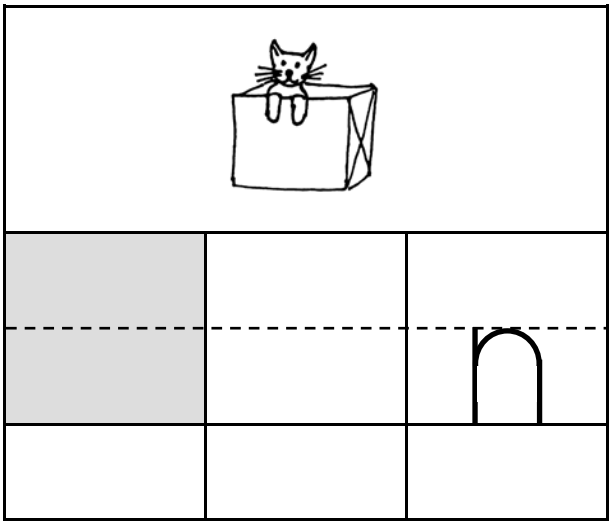

Look at the beginning and ending letters in each word. Listen for the **i/in** sound in the middle of each word. Write **i** in the middle space under each picture. Lit, win, tin, hit, hill, in.

© 2009 by Kathryn J. Davis

Beginning, Middle, and Ending Sounds With Medial - **i**

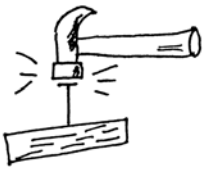

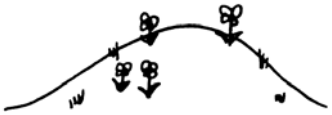

Write the beginning, middle, and ending sound for each picture. Win, lit, in, hit, hill, tin.

© 2009 by Kathryn J. Davis

Beginning Sound - u

U

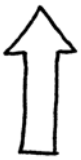

up



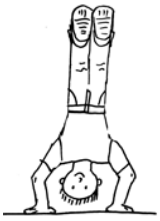

Trace the **u** and write more **u**'s to fill the line. Write **u** to show the beginning sound for each picture: umbrella, under, us, upside down, umpire, upon, upset, uncle.

© 2009 by Kathryn J. Davis

Beginning Sound Discrimination - u, w

u	up	w	web

Write **u** or **w** to show the beginning sound for each picture: upstairs, waffle, ugly, wink, upend, wasp, wagon, udder.

© 2009 by Kathryn J. Davis

Beginning Sound Review - t, i, h, l, n, w, u





10

Write a letter to show the beginning sound for each picture: net, igloo, under, ten, worm, leaf, wind, hose, uncle, nickel.

© 2009 by Kathryn J. Davis

Beginning Sound - b

bus



Trace the **b** and write more **b**'s to fill the line. Write **b** to show the beginning sound for each picture: book, ball, bear, barrel, bird, bubble, bug, bat.

© 2009 by Kathryn J. Davis

Beginning Sound Discrimination - b, u

b	bus	u	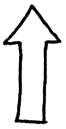 up

	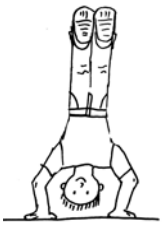

Write **b** or **u** to show the beginning sound for each picture: bird, boat, umpire, us, bubble, up-side down, ugly, barrel.

© 2009 by Kathryn J. Davis

Beginning Sound Review - t, i, h, l, n, w, u, b







Review t, i, h, l, n, w, u, b. Write a letter to show the beginning sound for each picture: nose, bat, wig, umbrella, house, lamb, upstairs, iguana, bug, tail.

© 2009 by Kathryn J. Davis

Ending Sound - b



Write **b** to show the ending sound for each picture: web, cab, tube, lab, tub, rib, dab, robe, cube, tab.

© 2009 by Kathryn J. Davis

Ending Sound Discrimination - n or b

Write **b** or **s** to show the ending sound for each picture: cone, robe, man, moon, lab, lawn, cube, tub, on, web.

© 2009 by Kathryn J. Davis

Is the **b** sound at the beginning or the end?

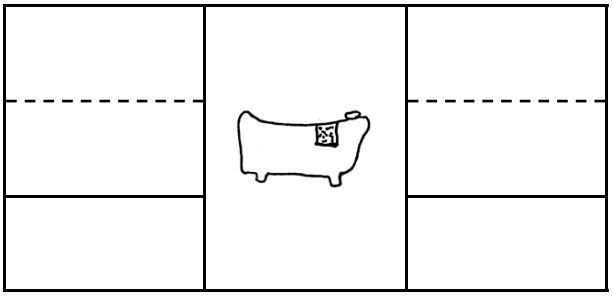

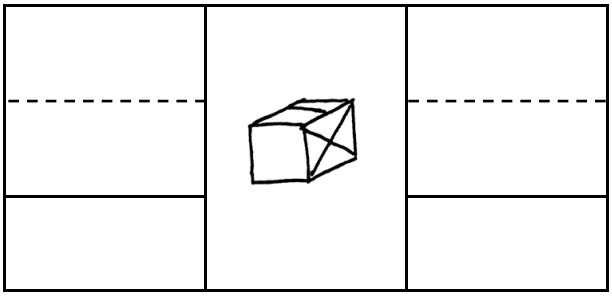

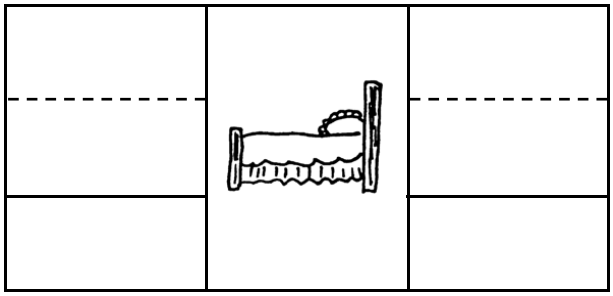

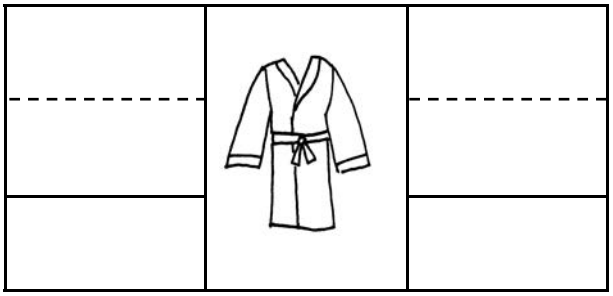

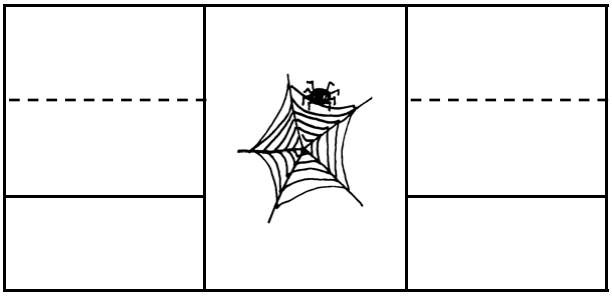

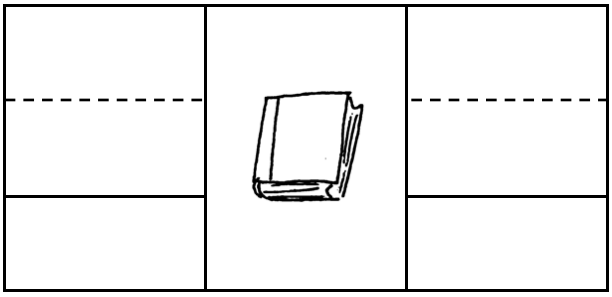

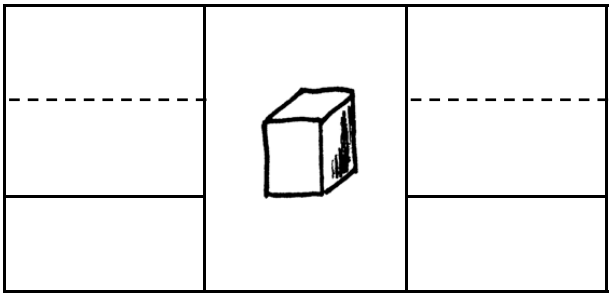

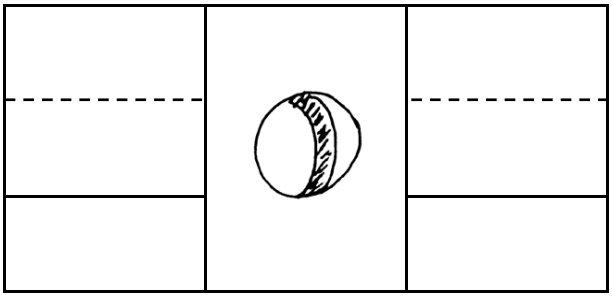

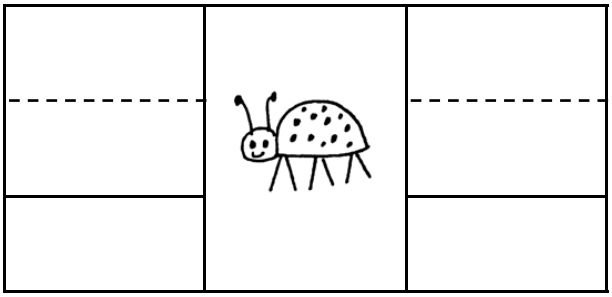

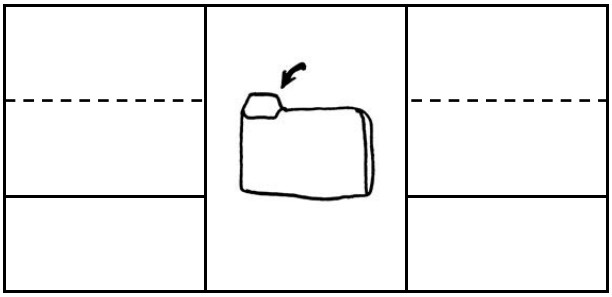

If **b** comes at the beginning, write it before the picture. If **b** comes at the end, write it after the picture: tub, bed, web, cube, bug, box, robe, book, ball, tab.

© 2009 by Kathryn J. Davis

Beginning Sound - m



m

mop

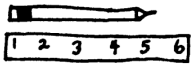

Trace the **m** and write more **m**'s to fill the line. Write **m** to show the beginning sound for each picture: mouse, mow, mule, mother, moon, measure, mask, milk.

© 2009 by Kathryn J. Davis

Beginning Sound Discrimination - m or b

m	mop	b	bus

			
			

Write **m** or **b** to show the beginning sound for each picture: mud, ball, moon, me, book, moth, bear, boy.

© 2009 by Kathryn J. Davis

Beginning Sound Review - t, i, h, l, n, w, u, b, m

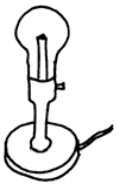

Write a letter to show the beginning sound for each picture: hawk, udder, mouse, town, nest, light, milk, bubble, wave, Indian.

© 2009 by Kathryn J. Davis

Ending Sound - m

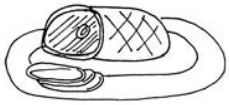



Write **b** to show the ending sound for each picture: jam, ham, hum, ram, yam, dime, gum, swim, rim, zoom.

© 2009 by Kathryn J. Davis

Ending Sound Discrimination - m or b

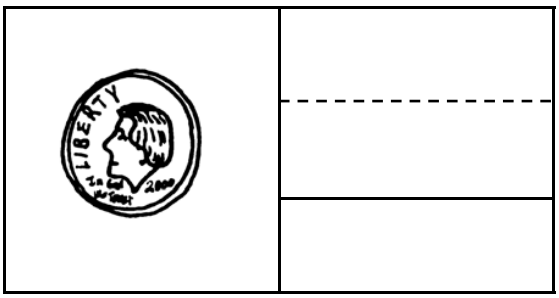

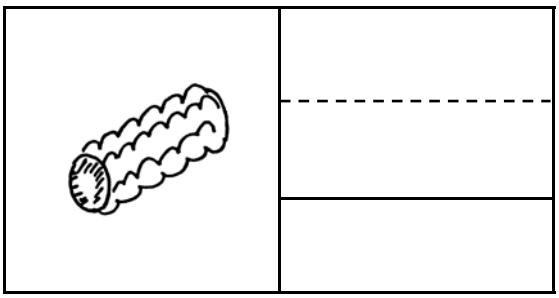

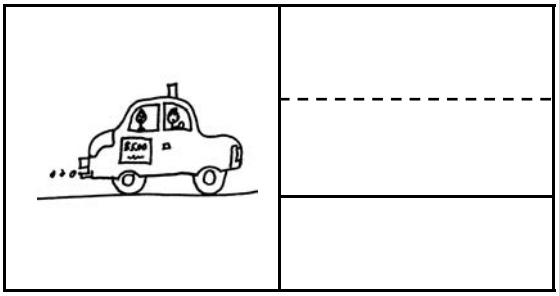

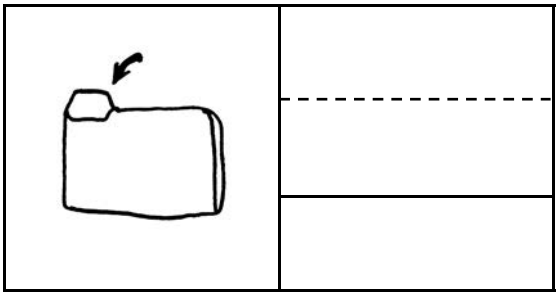

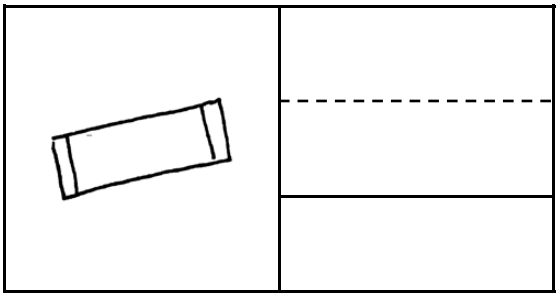

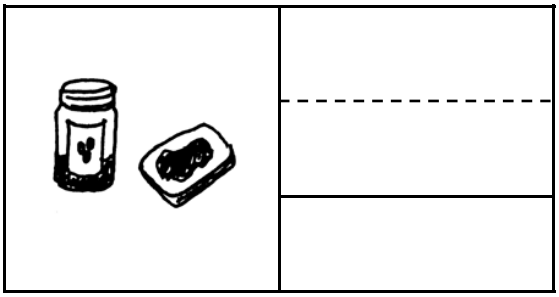

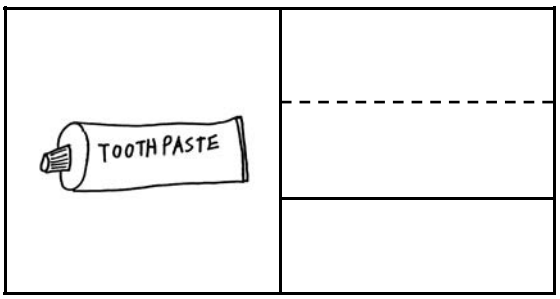

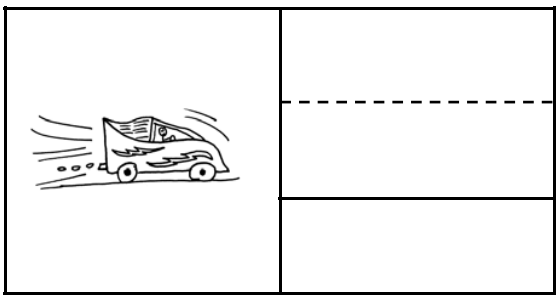

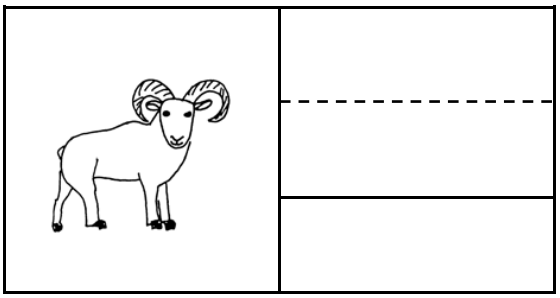

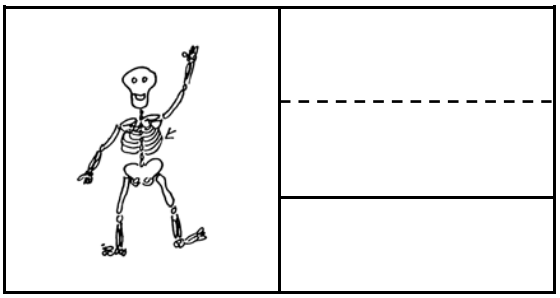

Write **m** or **b** to show the ending sound for each picture: dime, cab, gum, tube, ram, cob, tab, jam, zoom, rib.

© 2009 by Kathryn J. Davis

Is the **m** sound at the beginning or the end?

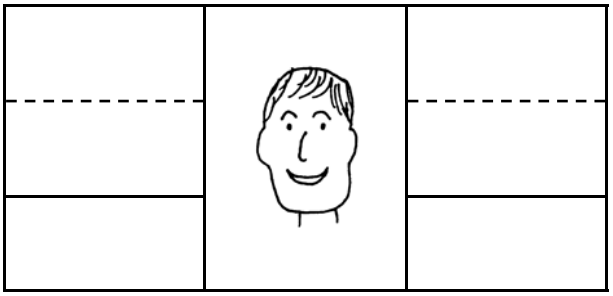

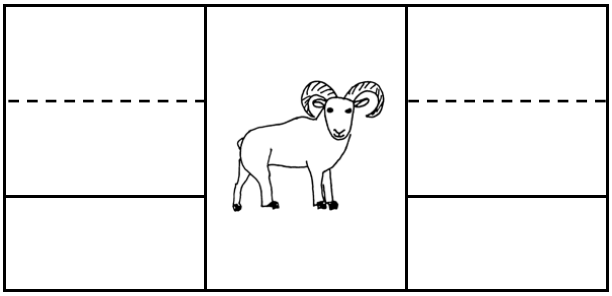

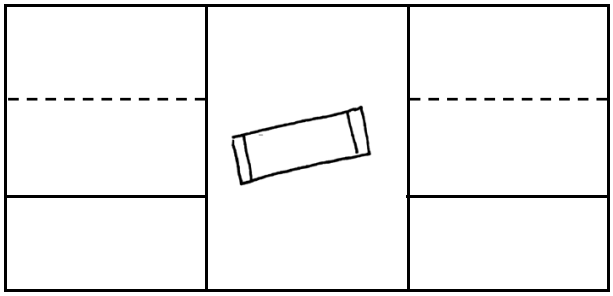

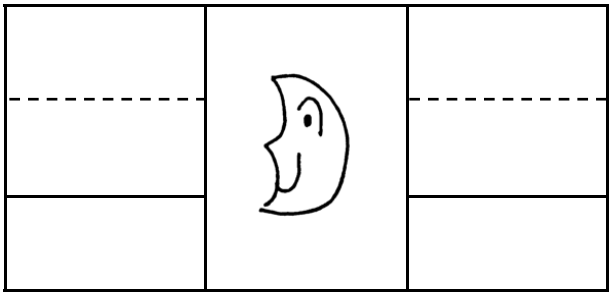

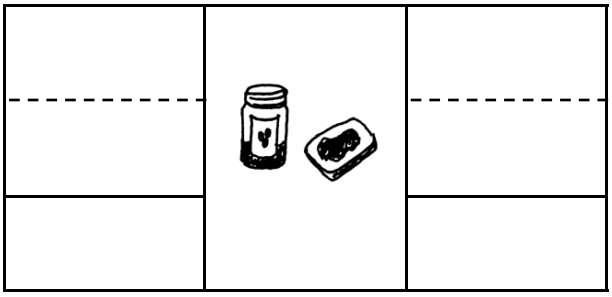

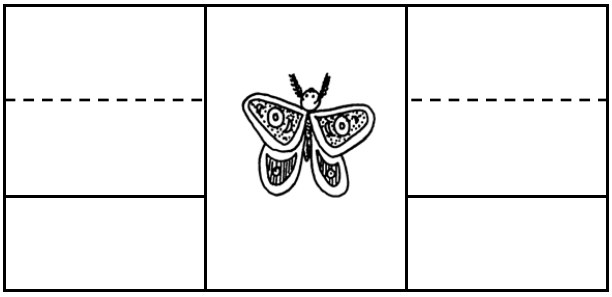

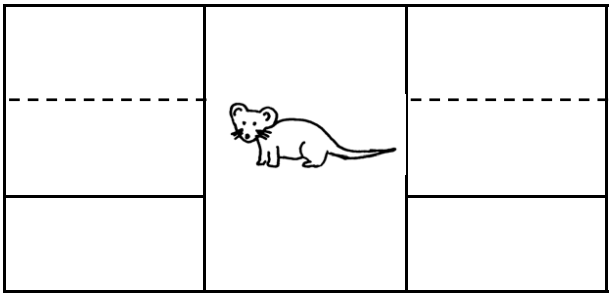

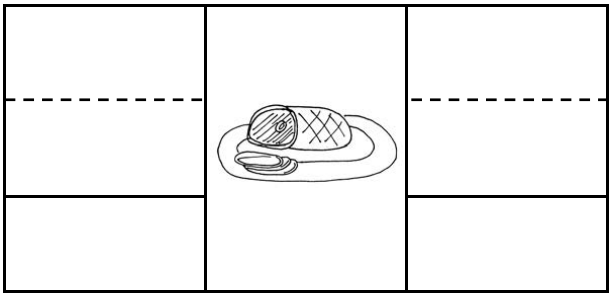

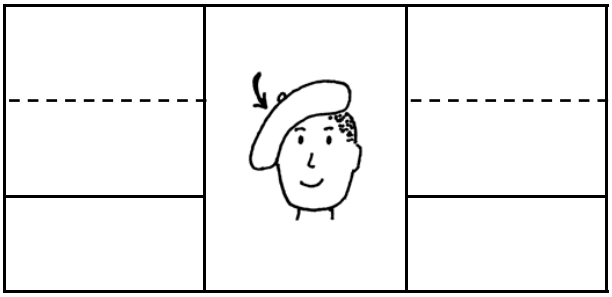

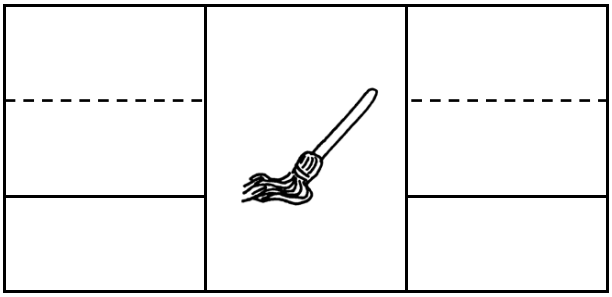

If **m** comes at the beginning, write it before the picture. If **m** comes at the end, write it after the picture: man, gum, jam, mouse, tam, ram, moon, moth, ham, mop.

© 2009 by Kathryn J. Davis

Beginning Sound - r



r

run



Trace the **r** and write more **r**'s to fill the line. Write **r** to show the beginning sound for each picture: rhino, rabbit, rain, rose, rope, rocket, rattle, ring.

© 2009 by Kathryn J. Davis

Beginning Sound Discrimination - b, r

b	bus	r	run

	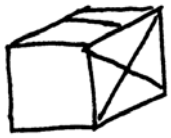		
			
			
			

Write **b** or **r** to show the beginning sound for each picture: box, boy, river, bear, raise, ram, bird, rhino.

© 2009 by Kathryn J. Davis

Beginning Sound Review - t, i, h, l, n, w, u, b, m, r

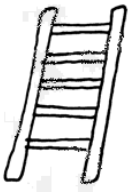

Write a letter to show the beginning sound for each picture: hay, nurse, ladder, rope, tea, ink, mow, upon, wall, ball.

© 2009 by Kathryn J. Davis

Ending Sound - r







Write **r** to show the ending sound for each picture: hair, bear, fire, sour, jar, car, deer, door, tire, year.

© 2009 by Kathryn J. Davis

Ending Sound Discrimination - r or m



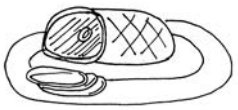



Write **m** or **r** to show the ending sound for each picture: ram, jar, tire, tam, hair, fire, jam, gum, ham, deer.

© 2009 by Kathryn J. Davis

Is the **r** sound at the beginning or the end?



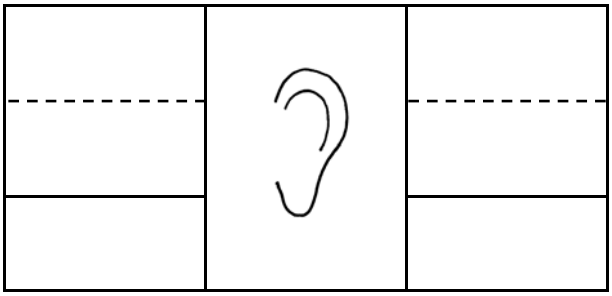

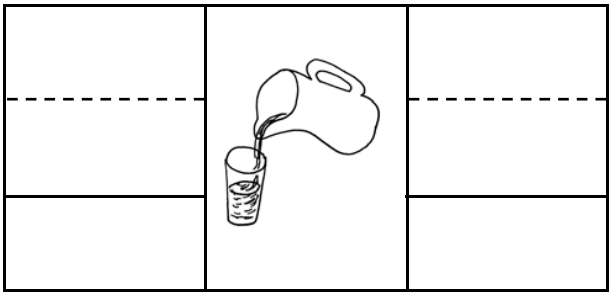

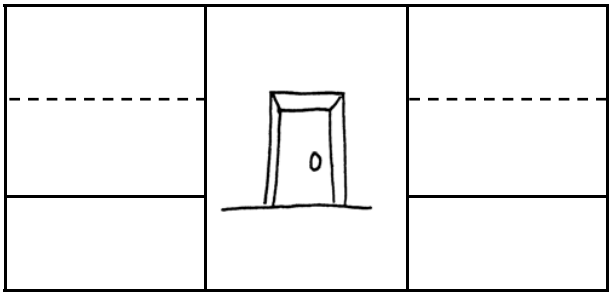

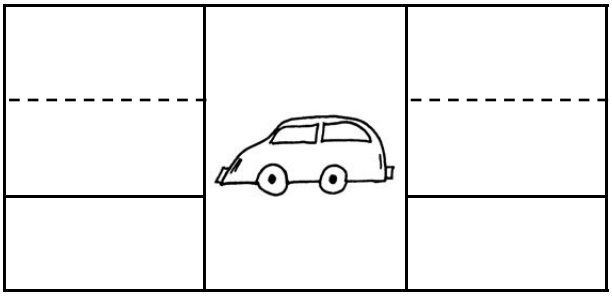

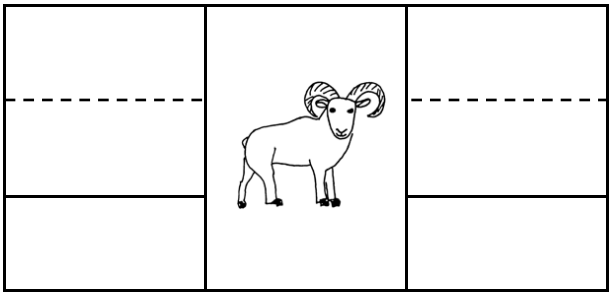

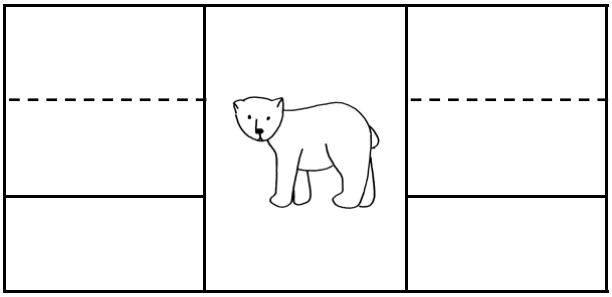

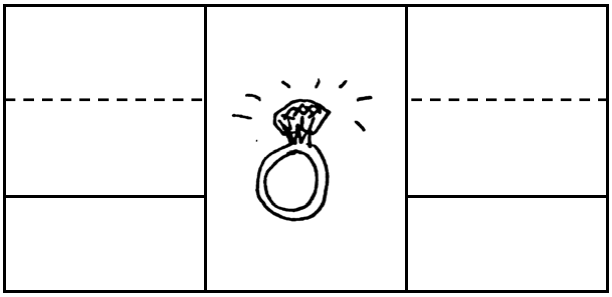

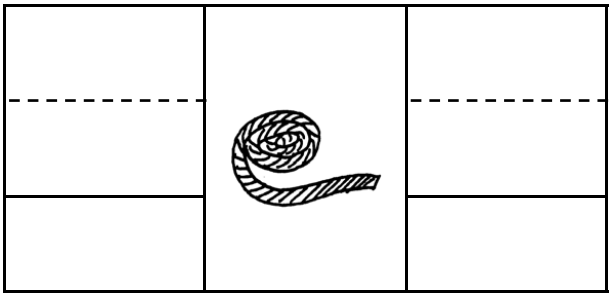

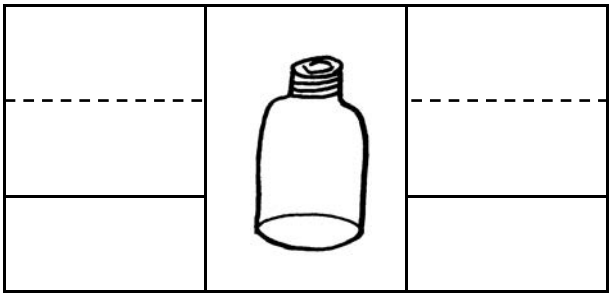

If **r** comes at the beginning, write it before the picture. If **r** comes at the end, write it after the picture: run, pour, car, bear, rope, ear, door, ram, ring, jar.

© 2009 by Kathryn J. Davis

Beginning Sound - f



f

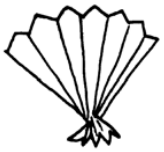

fan



Trace the **f** and write more **f**'s to fill the line. Write **f** to show the beginning sound for each picture: farm, fish, fork, fox, fire, feet, food, fight.

© 2009 by Kathryn J. Davis

Beginning Sound Discrimination - r, f

r	run	f	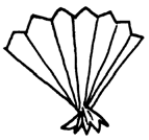 fan

	
	
	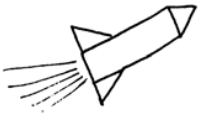

Write **r** or **f** to show the beginning sound for each picture: run, fox, rose, rocket, ring, farm, fish, rabbit.

© 2009 by Kathryn J. Davis

Beginning Sound Review - i, h, l, n, w, u, b, m, r, f

	

Write a letter to show the beginning sound for each picture: rabbit, wisp, hanger, mule, lake, itch, bus, nest, upset, fudge.

© 2009 by Kathryn J. Davis

Ending Sound - f

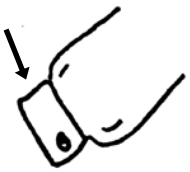





Write **f** to show the ending sound for each picture: cuff, leaf, safe, sniff, cliff, elf, off, golf, knife, scuff.

© 2009 by Kathryn J. Davis

Ending Sound Discrimination - f or r

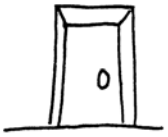







Write **r** or **f** to show the ending sound for each picture: door, off, loaf, car, puff, bear, pour, safe, scarf, ear.

© 2009 by Kathryn J. Davis

Is the **f** sound at the beginning or the end?

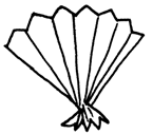

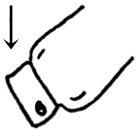

If **f** comes at the beginning, write it before the picture. If **f** comes at the end, write it after the picture: fan, leaf, feet, fish, hoof, fight, roof, loaf, food, cuff.

© 2009 by Kathryn J. Davis

Ending Sound - x



X

box

6



Trace the **x** and fill the line with **x**'s. Write **x** to show the ending sound for each picture: six, mix, tux, fox, ox, wax, fix, sax.

© 2009 by Kathryn J. Davis

Ending Sound Discrimination - x or f

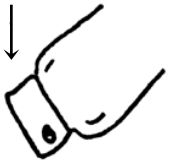



Write **x** or **f** to show the ending sound for each picture: leaf, pox, fax, roof, off, tux, flex, cuff, safe, fox.

© 2009 by Kathryn J. Davis

Ending Sound Review - t, l, n, b, m, r, f, x



6

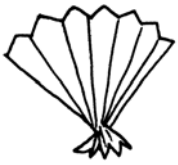

Ending sound review. Write the ending sound for each picture: seal, ram, fox, cut, fan, leaf, tub, ball, six, bat.

© 2009 by Kathryn J. Davis

Beginning **And** Ending Sounds

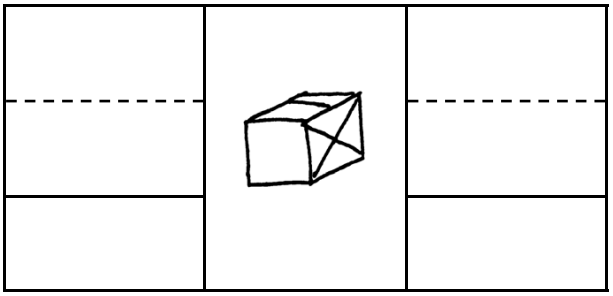

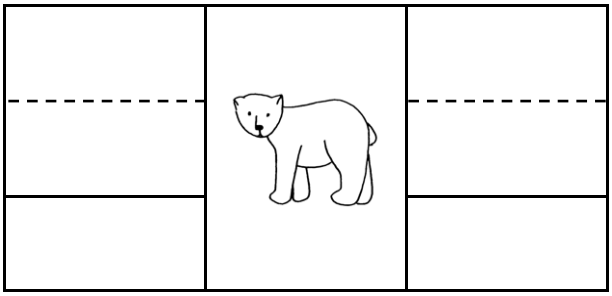



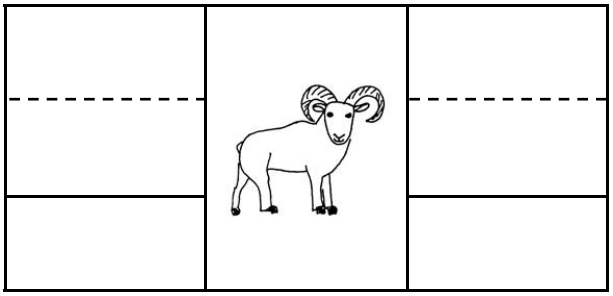

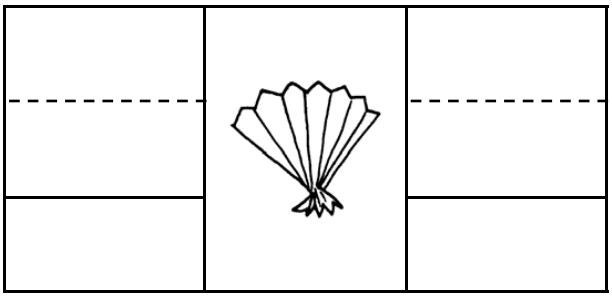

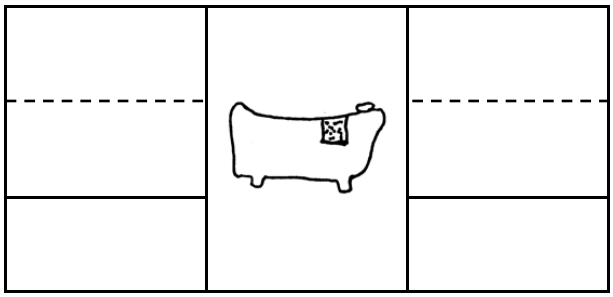

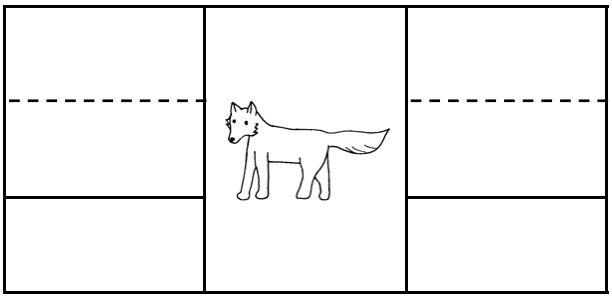

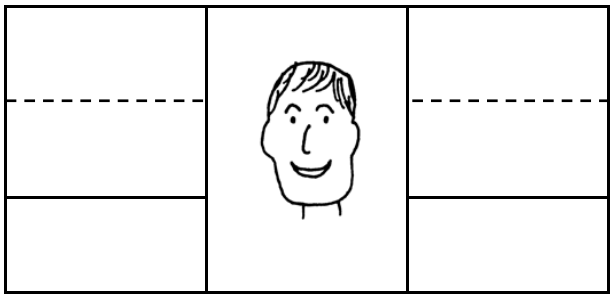

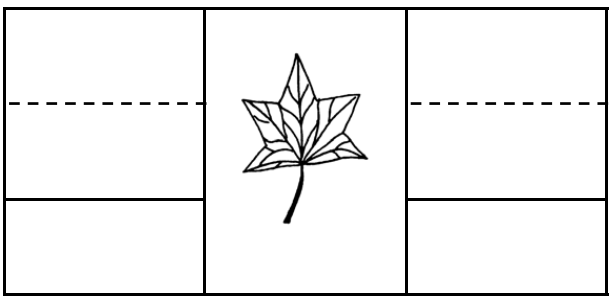

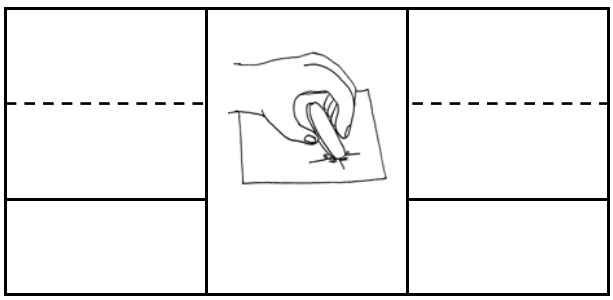

Write the beginning and ending sound for each picture: box, fib, fan, fox, leaf, bear, ram, tub, man, rub.

© 2009 by Kathryn J. Davis

Medial Short Vowel - **u**

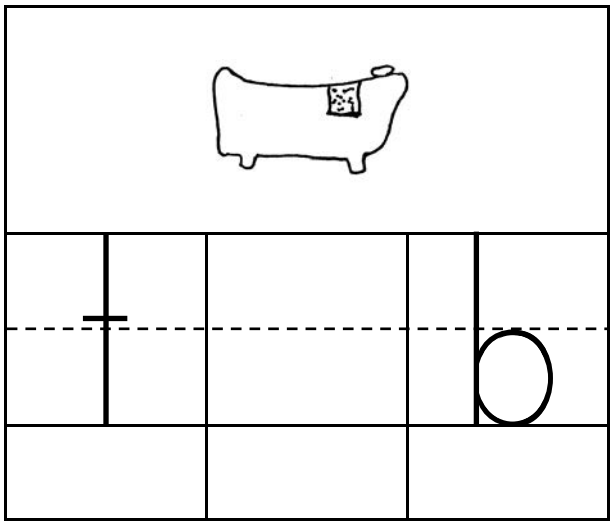

t b

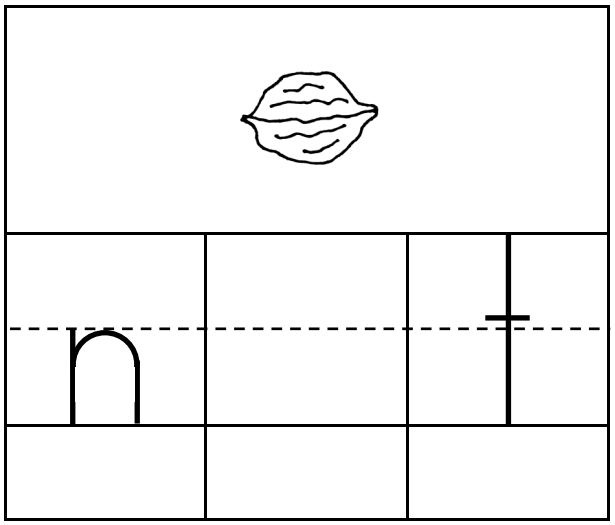

n t



r n



h m

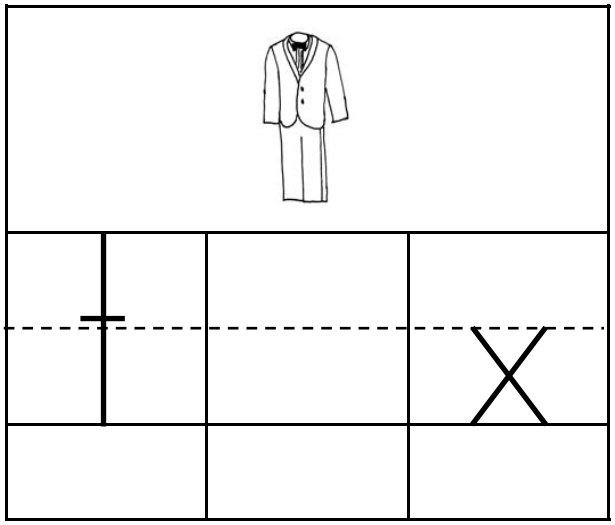

t x

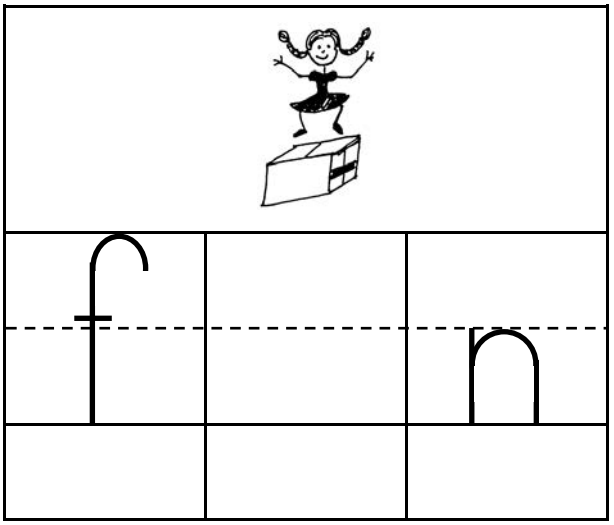

f n

Look at the beginning and ending letters in each word. Listen for the **u**/**up** sound in the middle of each word. Write **u** in the middle space under each picture: tub, run, tux, nut, hum, fun.

© 2009 by Kathryn J. Davis

Beginning, Middle, and Ending Sounds With Medial - **u**

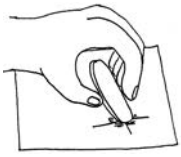

Write the beginning, middle, and ending sound for each picture: bun, hum, rub, fun, hut, tux..

© 2009 by Kathryn J. Davis

Beginning Sound - e



e

egg



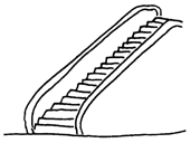

4
+ 1
6 ×

EXIT

Trace the **e** and write more **e**'s to fill the line. Write **e** to show the beginning sound for each picture: elevator, Eskimo, error, eggplant, envelope, escalator, exit, edge.

© 2009 by Kathryn J. Davis

Beginning Sound Discrimination - f, e

e	egg	f	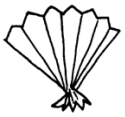 fan

			
	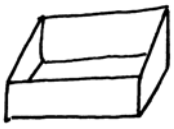		
			

Write **e** or **f** to show the beginning sound for each picture: farm, end, empty, fight, elf, fish, elephant, finger.

© 2009 by Kathryn J. Davis

Beginning Sound Review - h, l, n, w, u, b, m, r, f, e







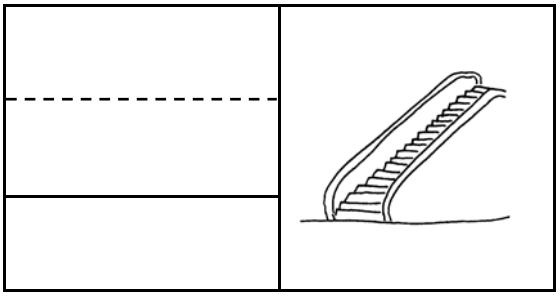

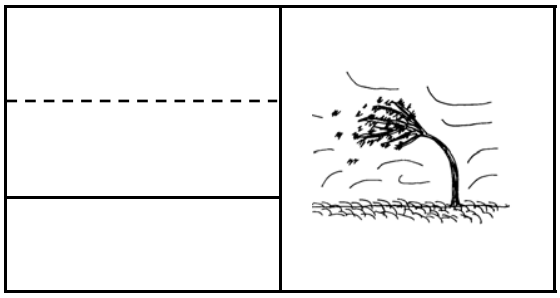

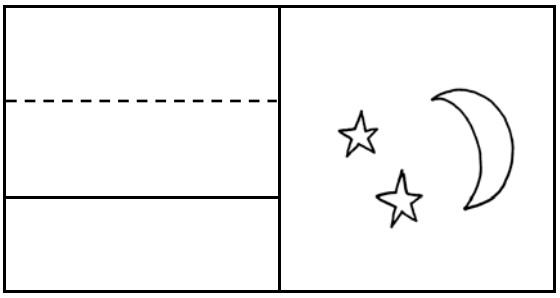

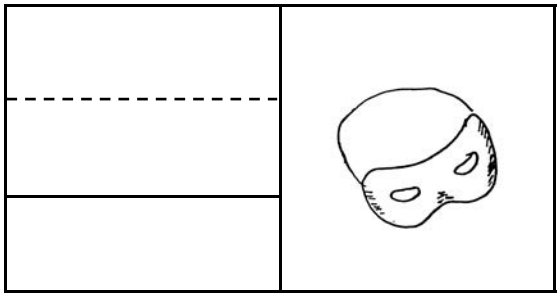

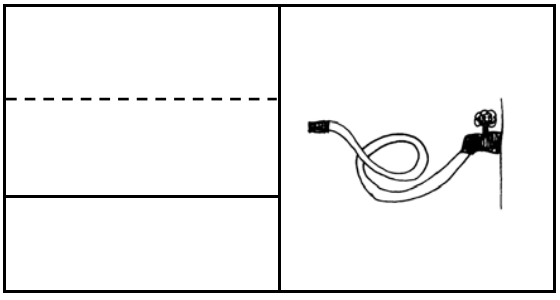

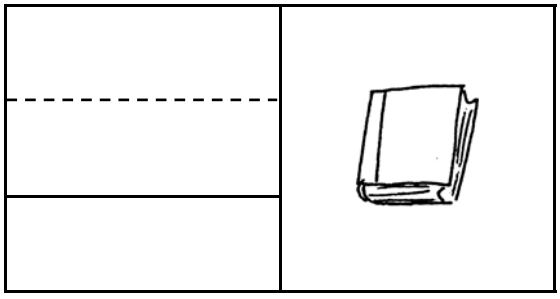

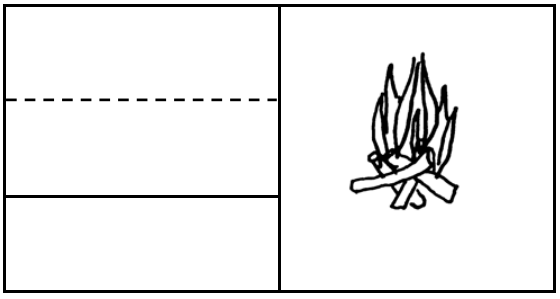

Write a letter to show the beginning sound for each picture: rabbit, ugly, wind, mask, book, laugh, escalator, night, hose, fire.

© 2009 by Kathryn J. Davis

Beginning Sound - s



S

sun



Trace the **s** and write more **s**'s to fill the line. Write **s** to show the beginning sound for each picture: safe, seal, saw, sing, sad, soup, son, sour.

© 2009 by Kathryn J. Davis

Beginning Sound Discrimination - s, e

S	sun	e	egg

			

Write **s** or **e** to show the beginning sound for each picture: seal, elephant, elf, sign, sing, envelope, elevator, sail.

© 2009 by Kathryn J. Davis

Beginning Sound Review - l, n, w, u, b, r, m, f, e, s

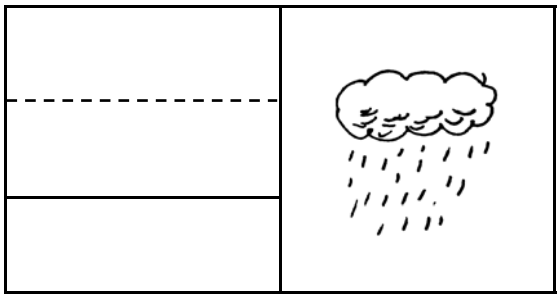



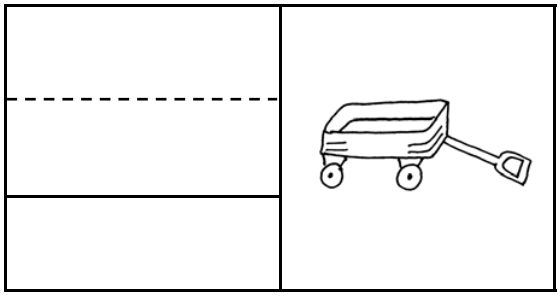

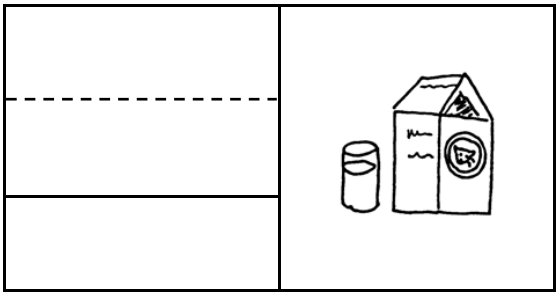

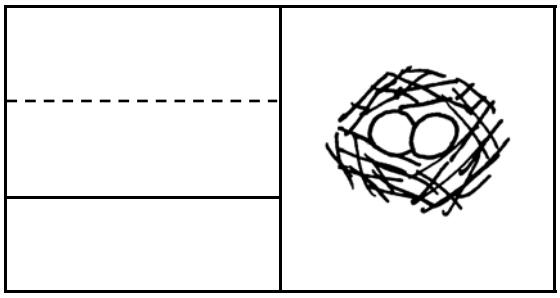

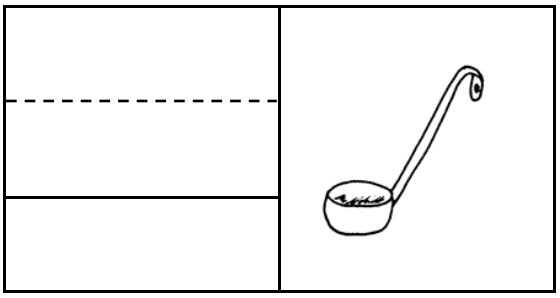

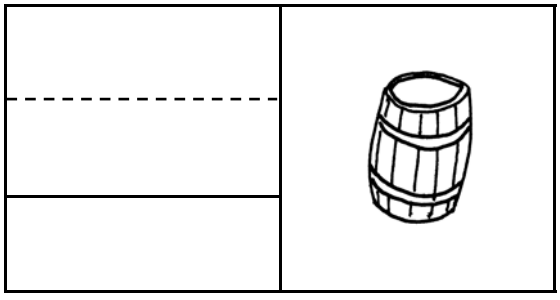

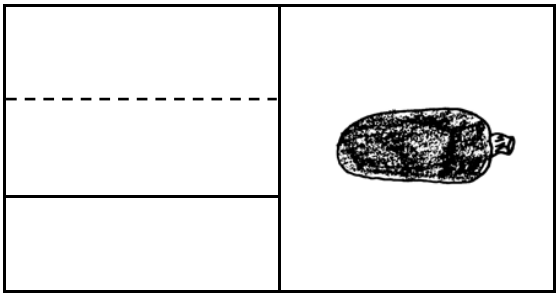

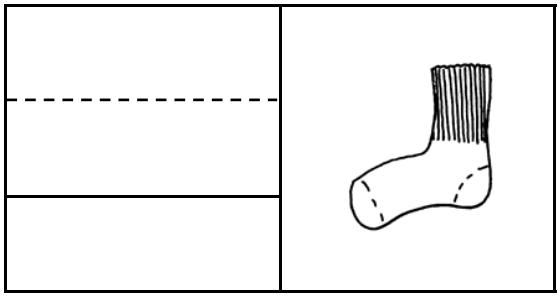

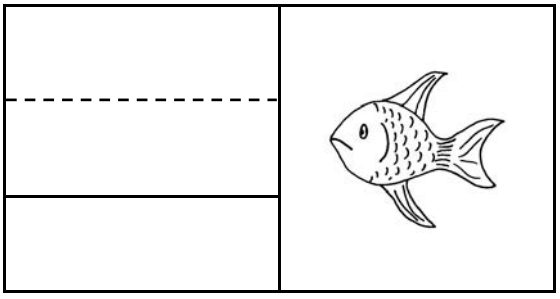

Write a letter to show the beginning sound for each picture: rain, wagon, nest, barrel, sock, uncle, milk, ladle, eggplant, fish.

© 2009 by Kathryn J. Davis

Ending Sound Discrimination - s or x





6







Write **x** or **s** to show the ending sound for each picture: goose, box, bass, toss, tux, mess, ax, six, horse, fox. This one is tricky; help as needed.

© 2009 by Kathryn J. Davis

Is the **s** sound at the beginning or the end?





If **s** comes at the beginning, write it before the picture. If **s** comes at the end, write it after the picture: bus, gas, sad, sail, goose, soup, house, sock, sun, vase.

© 2009 by Kathryn J. Davis

Beginning Sound - j

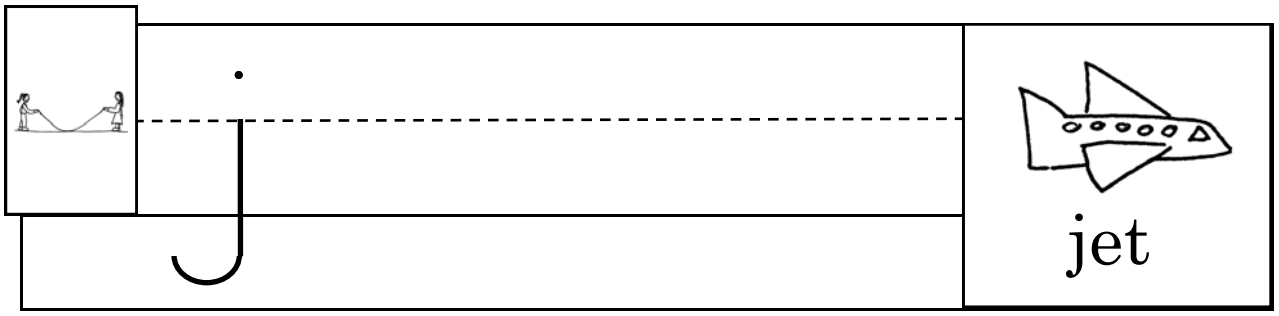

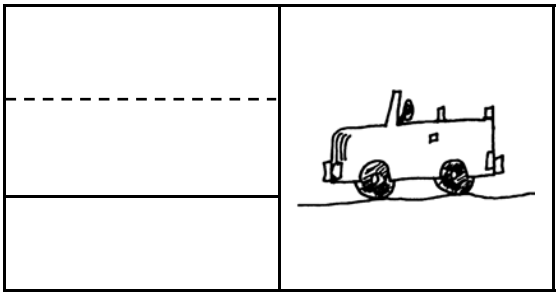

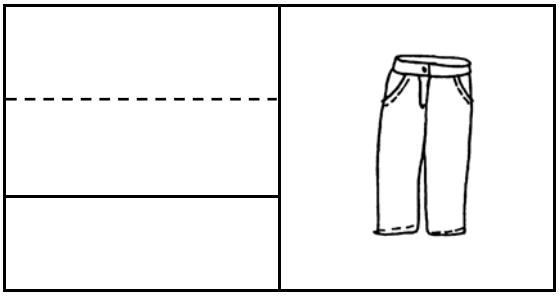

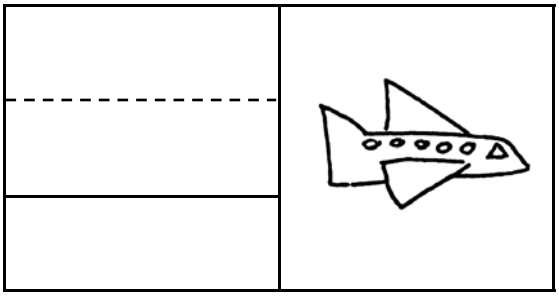

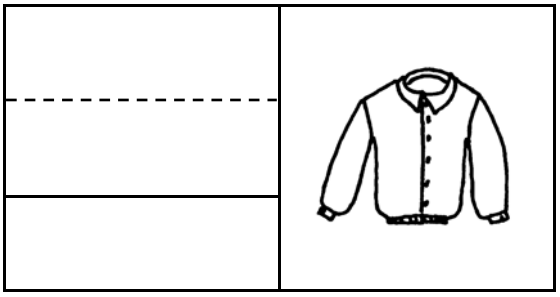

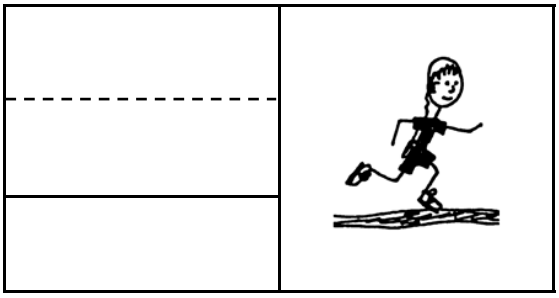







Trace the **j** and write more **j**'s to fill the line. Write **j** to show the beginning sound for each picture: jeep, jet, jog, jail, jeans, jacket, jaw, jack-in-the-box.

© 2009 by Kathryn J. Davis

j	jet	S	sun

	
	
	

Write **j** or **s** to show the beginning sound for each picture: jacket, jet, salt, safe, saw, jump, journal, seal.

© 2009 by Kathryn J. Davis

Beginning Sound Review - n, w, u, b, r, m, f, e, s, j

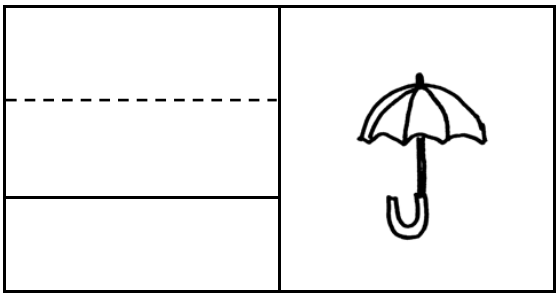



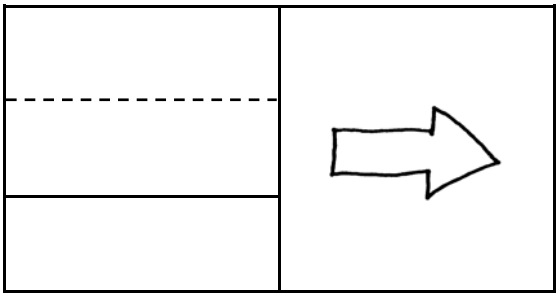



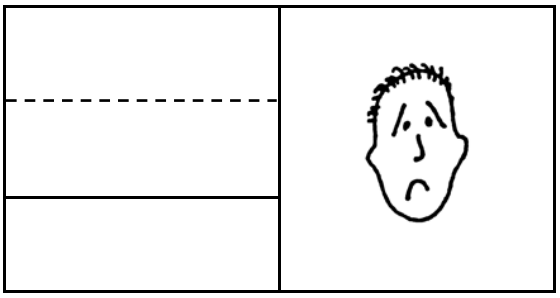

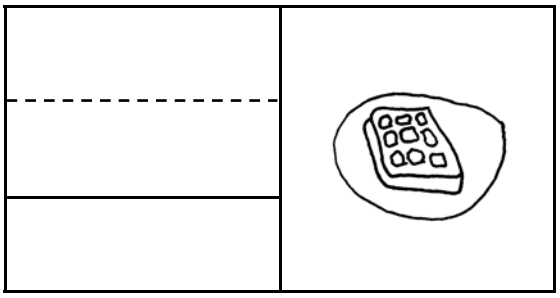

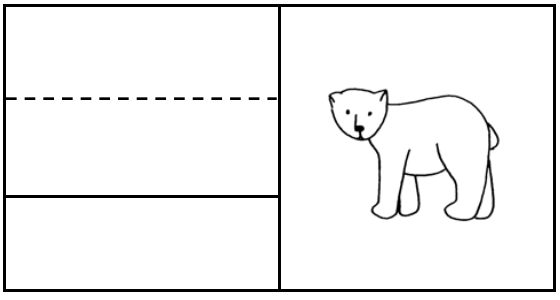

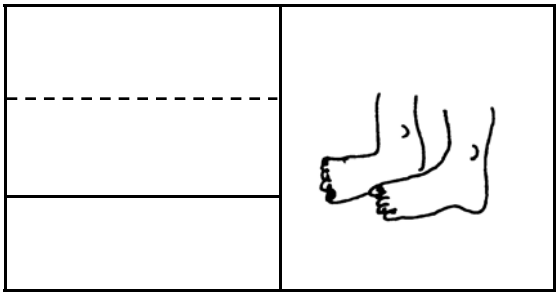

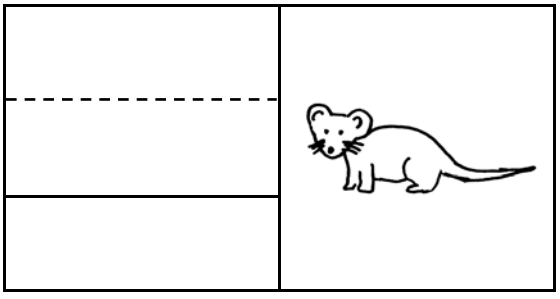



Write a letter to show the beginning sound for each picture: umbrella, right, sad, bear, mouse, nurse, jack-in-the box, waffle, feet, Eskimo.

© 2009 by Kathryn J. Davis

Beginning Sound - o

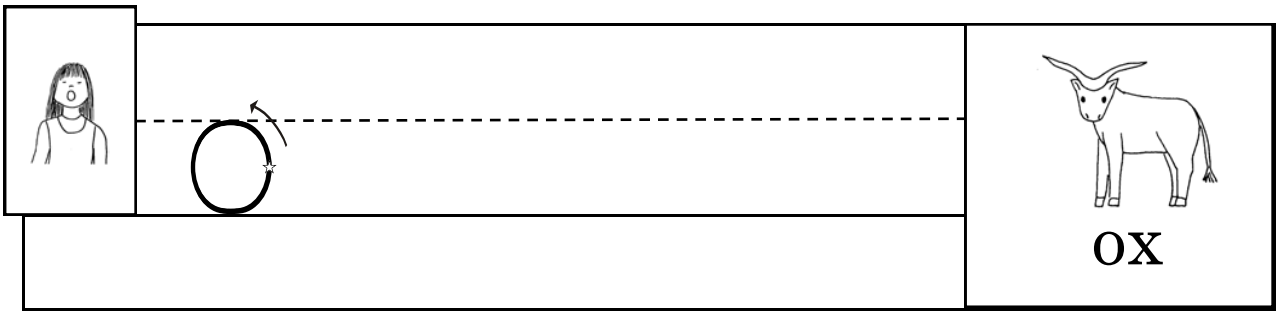





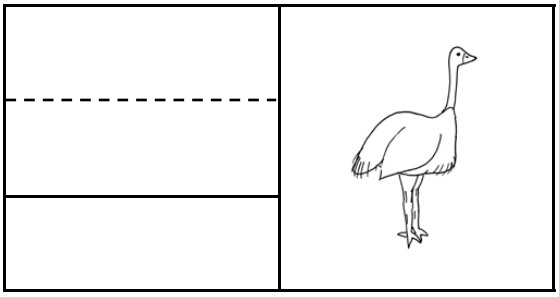

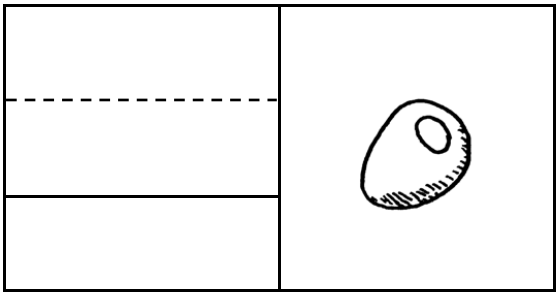

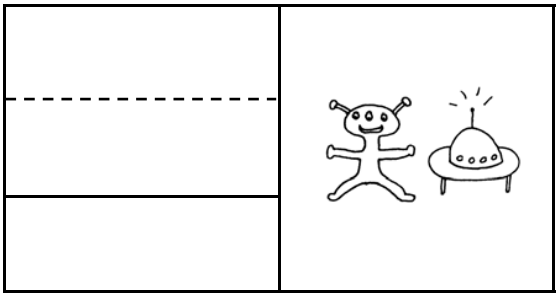

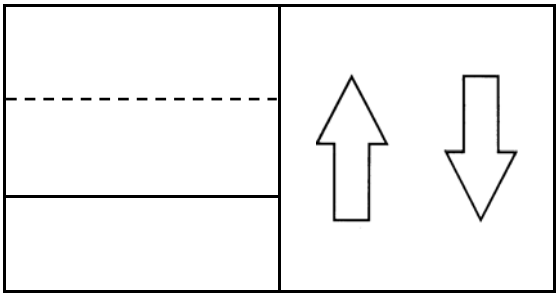



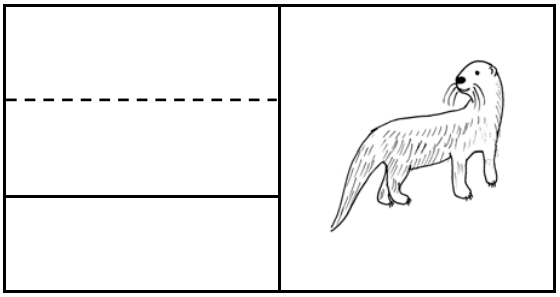

Trace **o** and write more letters to finish the line. Start on the dotted line.
Write **o** to show the beginning sound for each picture.

© 2009 by Kathryn J. Davis

Beginning Sound Discrimination - o, j

o	 ox	j	jet

	
	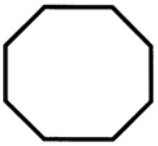

Write **o** or **j** to show the beginning sound for each picture: octopus, jar, ostrich, jam, jeep, octagon, olive, Jack-in-the-box.

© 2009 by Kathryn J. Davis

Beginning Sound Review - w, u, b, r, m, f, e, s, j, o



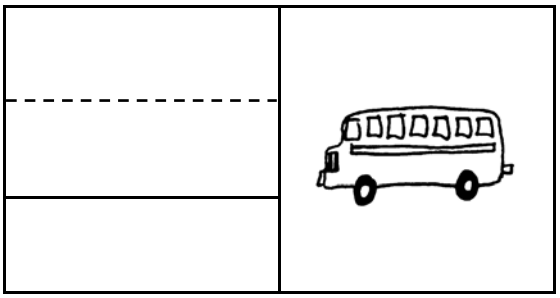

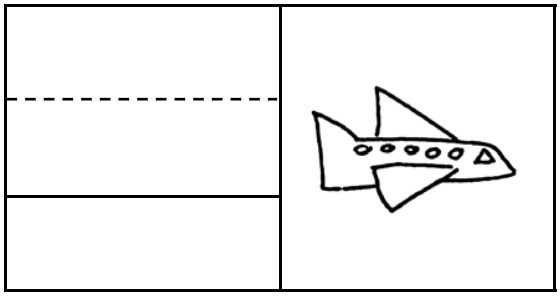

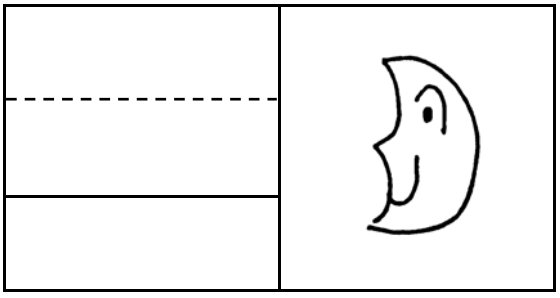

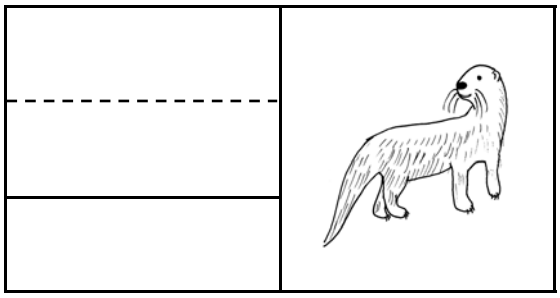

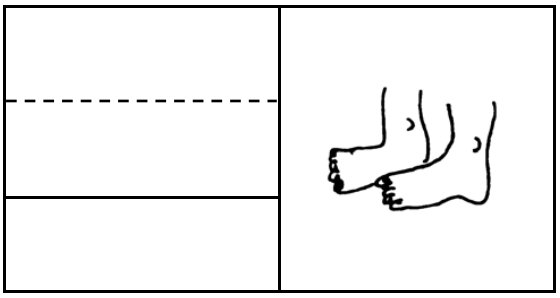

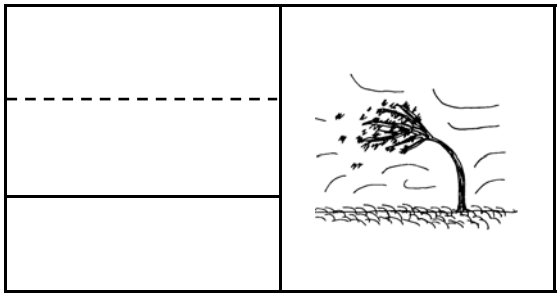

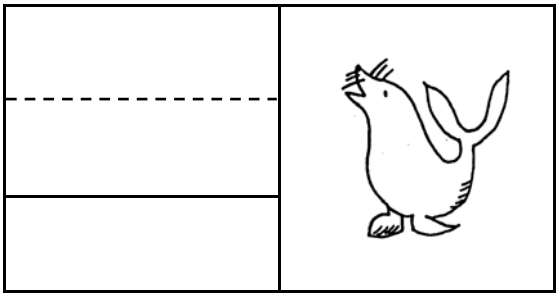



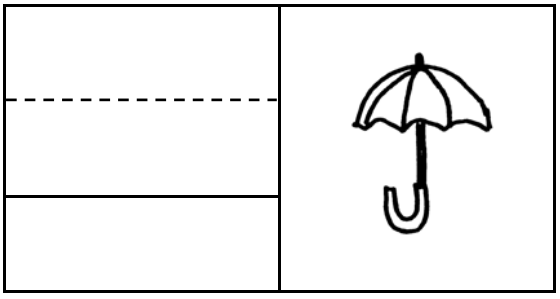

Write a letter to show the beginning sound for each picture: elf, jet, otter, wind, rabbit, bus, moon, feet, seal, umbrella.

© 2009 by Kathryn J. Davis

Beginning Sound - c

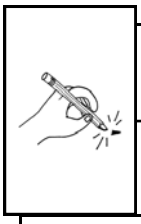

C

cat

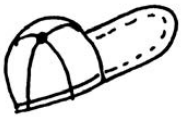



Trace the **c** and write more **c**'s to fill the line. Write **c** to show the beginning sound for each picture: car, carrot, castle, cut, cow, cap, candy, cage.

© 2009 by Kathryn J. Davis

Beginning Sound Discrimination - c, o

C	cat	O	 ox

	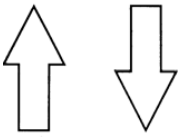
	

Write **c** or **j** to show the beginning sound for each picture: olive, cone, on, cot, candy, opposite, off, cap.

© 2009 by Kathryn J. Davis

Beginning Sound Review - u, b, r, m, f, e, s, j, o, c







Write a letter to show the beginning sound for each picture: mop, fish, boy, ring, cup, castle, under, edge, sock, jar.

© 2009 by Kathryn J. Davis

Beginning Sound - d

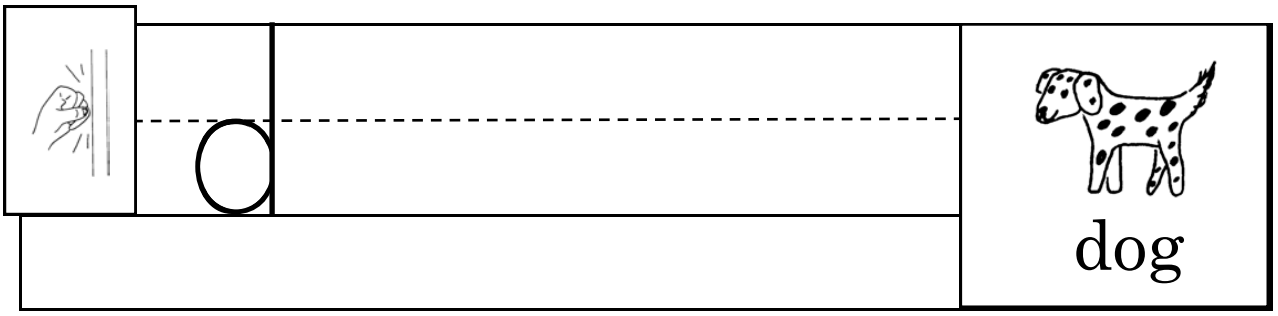

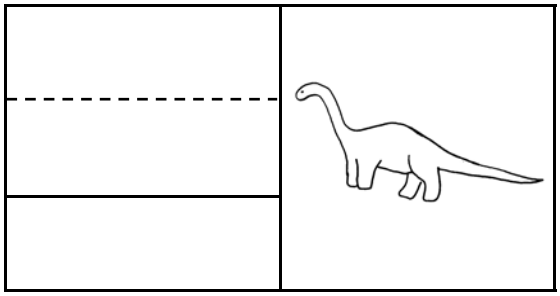

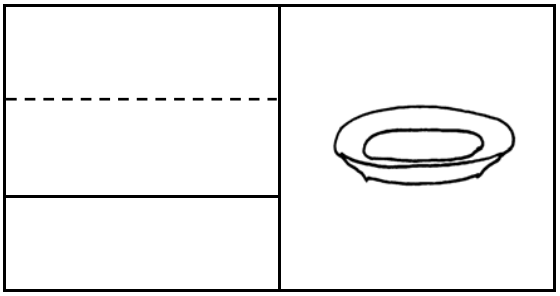

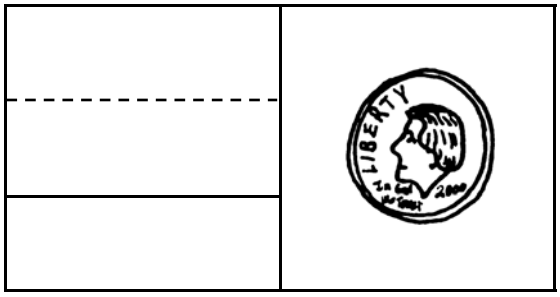

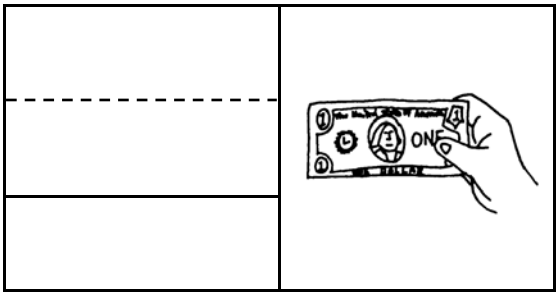

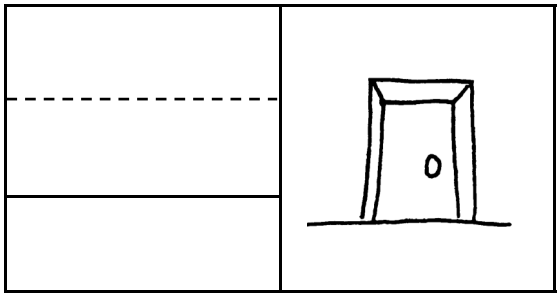

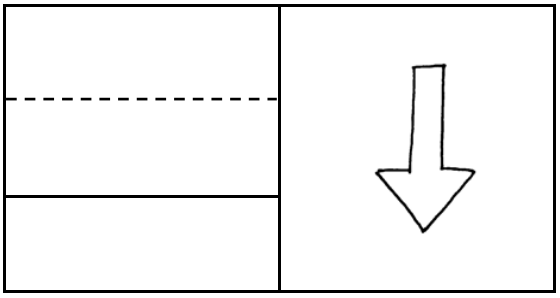

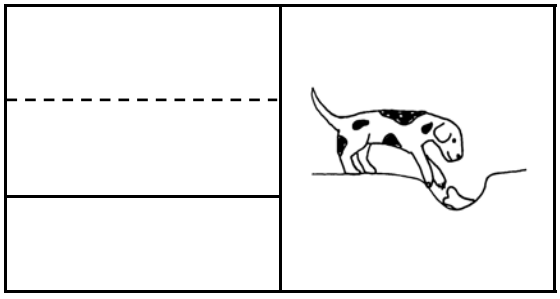

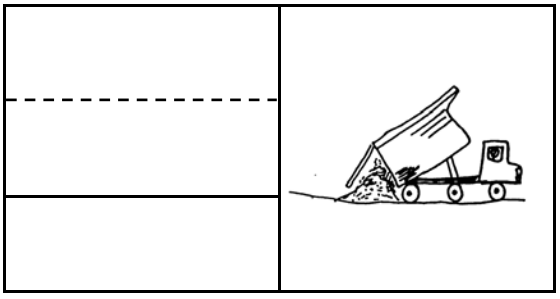

Trace the **d** and write more **d**'s to fill the line. Write **d** to show the beginning sound for each picture: dinosaur, dime, door, dig, dish, dollar, down, dump.

© 2009 by Kathryn J. Davis

d	dog	c	cat

	
	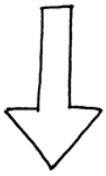

Write **d** or **c** to show the beginning sound for each picture: doll, dinosaur, car, down, cuff, cow, dad, cut.

© 2009 by Kathryn J. Davis

Beginning Sound Review - b, m, r, f, e, s, j, o, c, d



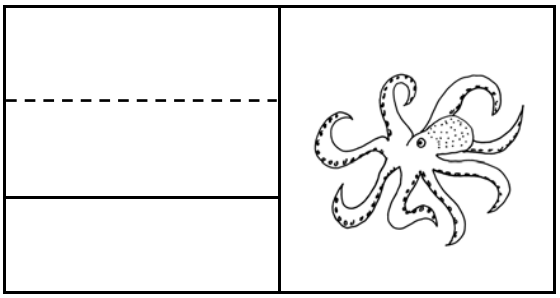

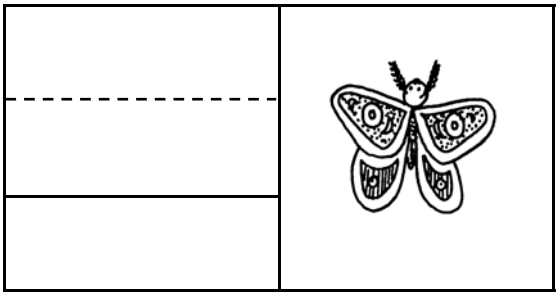

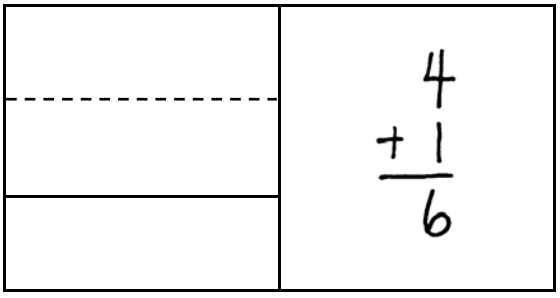

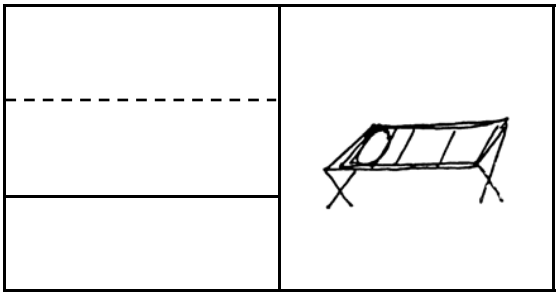

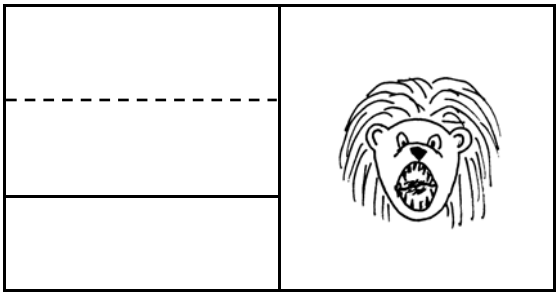

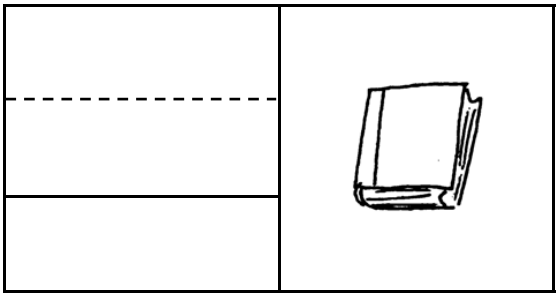

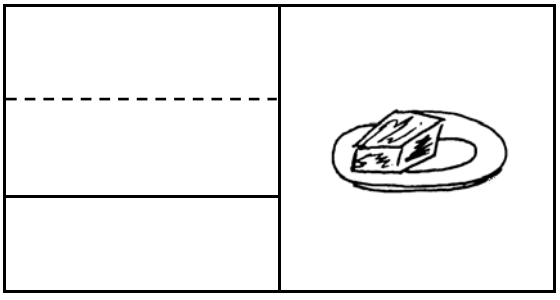

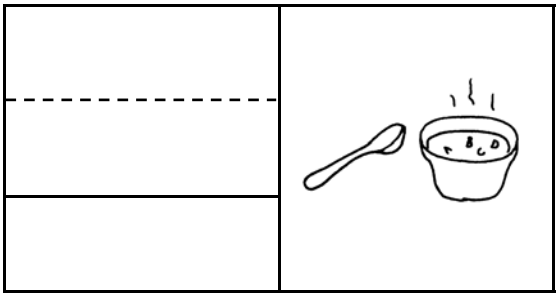

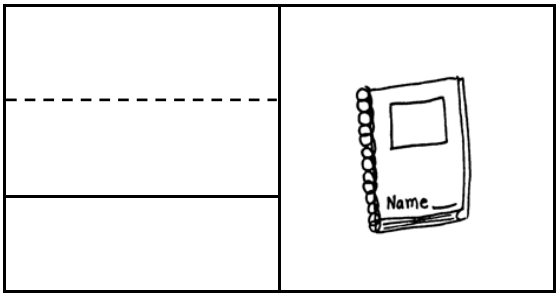

Write a letter to show the beginning sound for each picture: duck, moth, cot, book, soup, octopus, error, roar, fudge, journal.

© 2009 by Kathryn J. Davis

Ending Sound - d



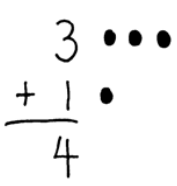

Write **d** to show the ending sound for each picture: mud, should, food, add, nod, head, bed, lid, pod, kid.

© 2009 by Kathryn J. Davis

Ending Sound Discrimination - d or s

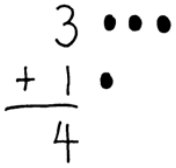



Write **s** or **d** to show the ending sound for each picture: bus, mouse, lid, gas, pod, add, mud, nod, vase, guess.

© 2009 by Kathryn J. Davis

Is the **d** sound at the beginning or the end?

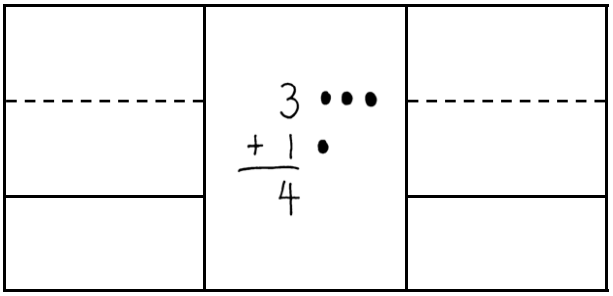

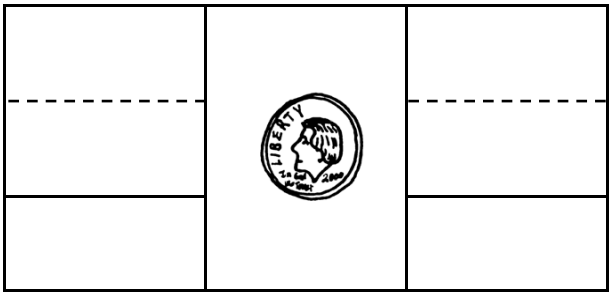

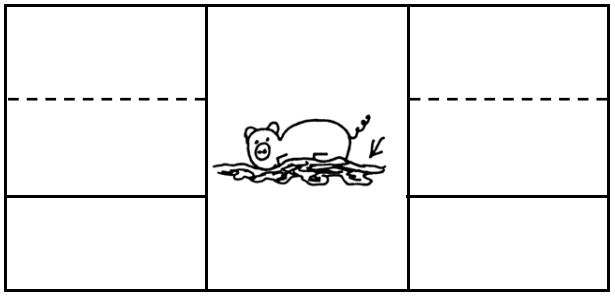

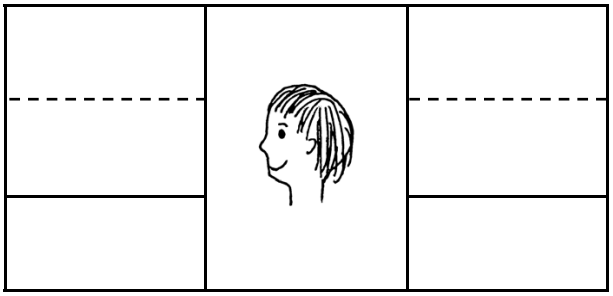

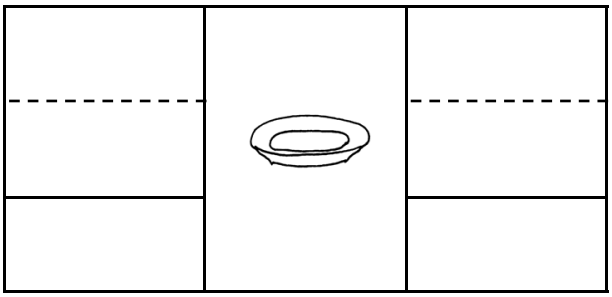



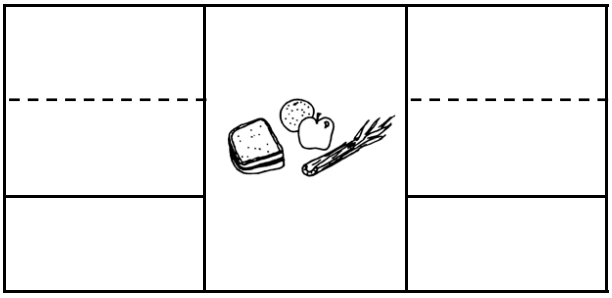

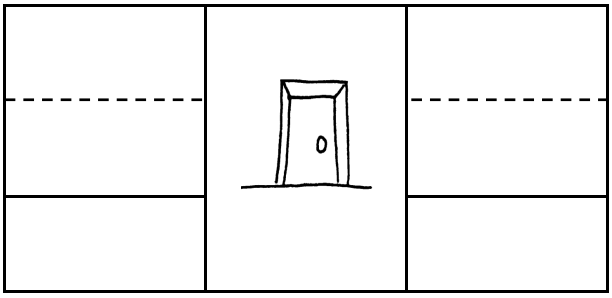



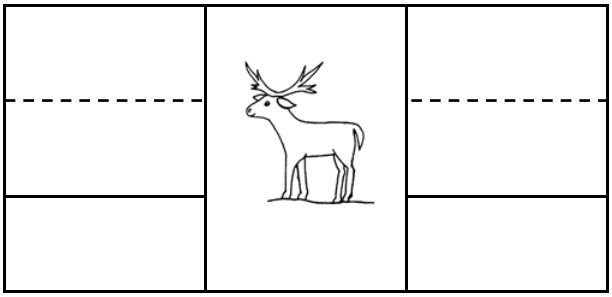

If **d** comes at the beginning, write it before the picture. If **d** comes at the end, write it after the picture: add, mud, dish, food, duck, dime, head, nod, door, deer.

© 2009 by Kathryn J. Davis

Ending Sound Review - t, l, n, b, m, r, f, x, s, d







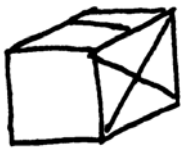

Write a letter to show the ending sound for each picture: bus, mouse, lid, gas, pod, add, mud, nod, vase, guess.

© 2009 by Kathryn J. Davis

Beginning **And** Ending Sounds

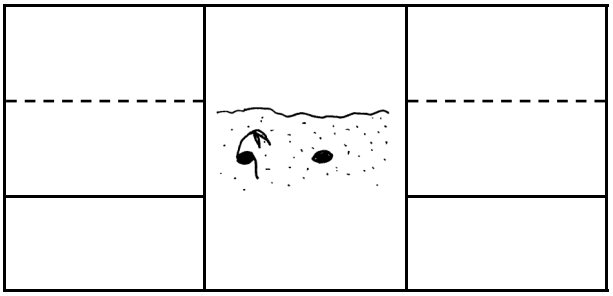

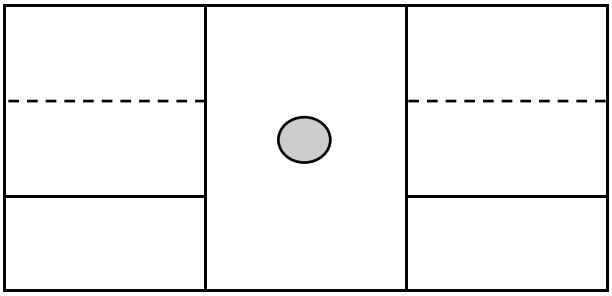

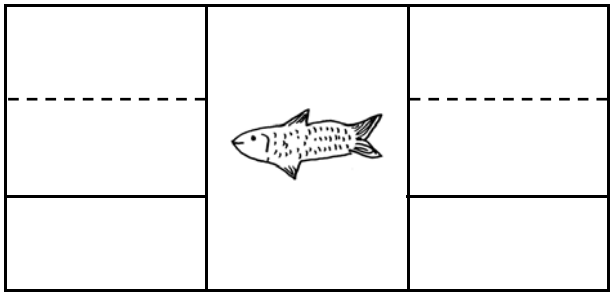

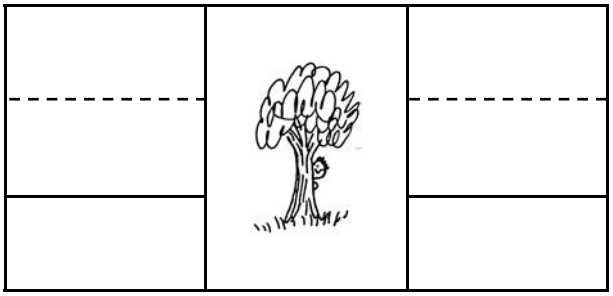

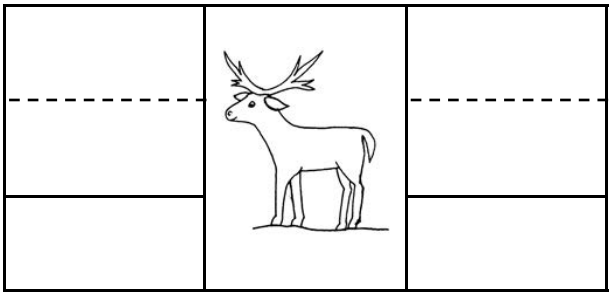

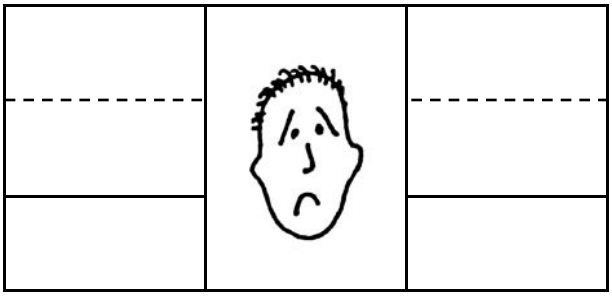

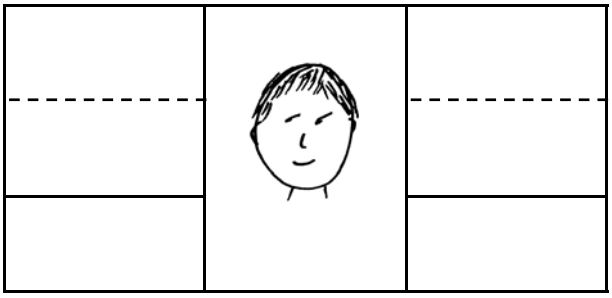



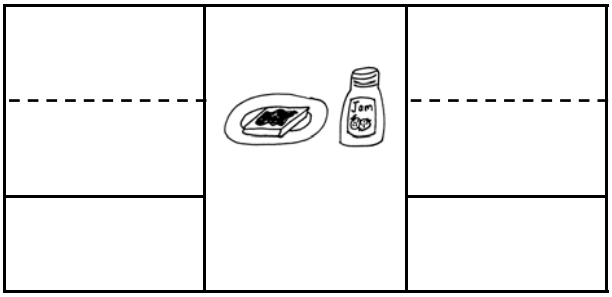

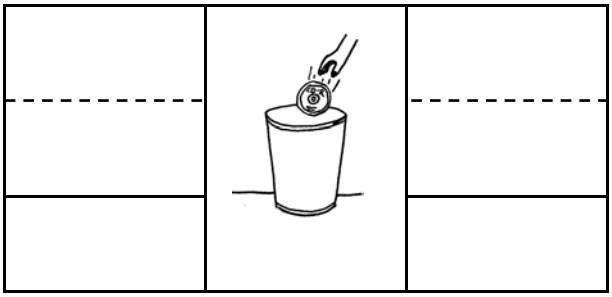

Write the beginning and ending sound for each picture: seed, cod, deer, tic, jam, dot, hid, sad, dad, rid.

© 2009 by Kathryn J. Davis

Medial Short Vowel - **o**

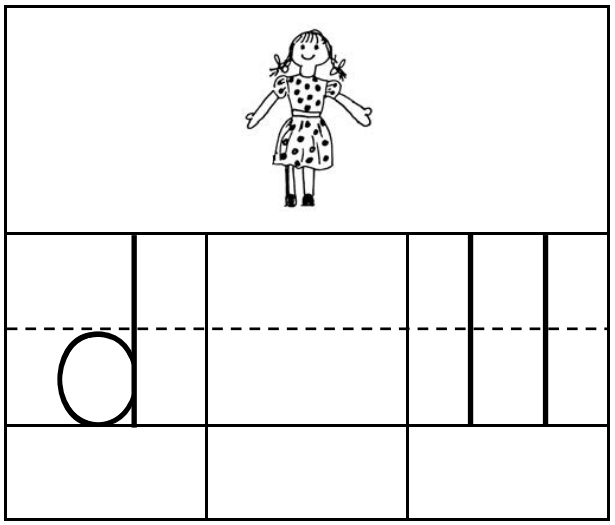

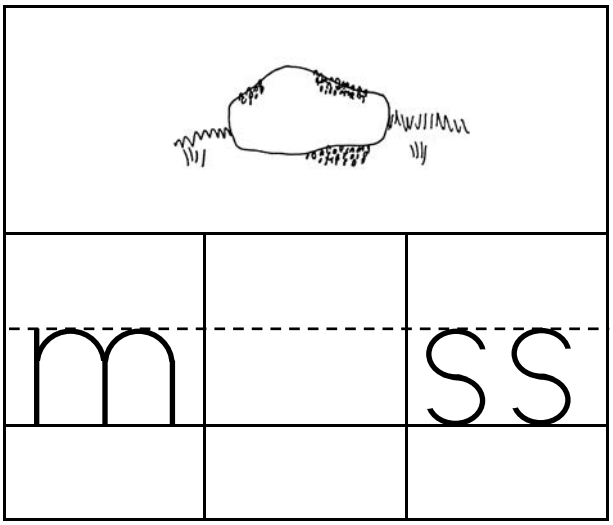





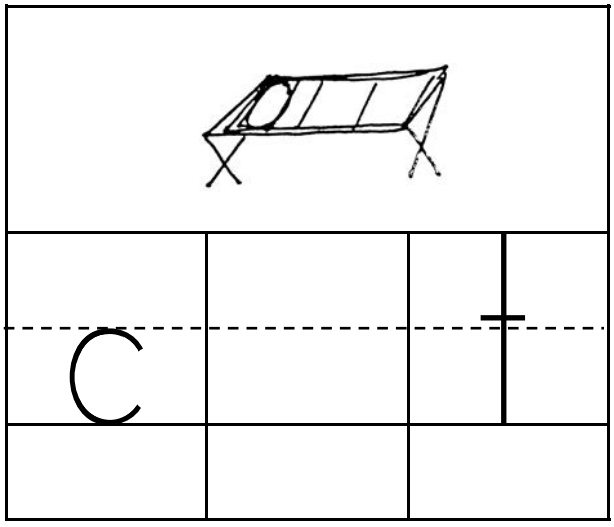

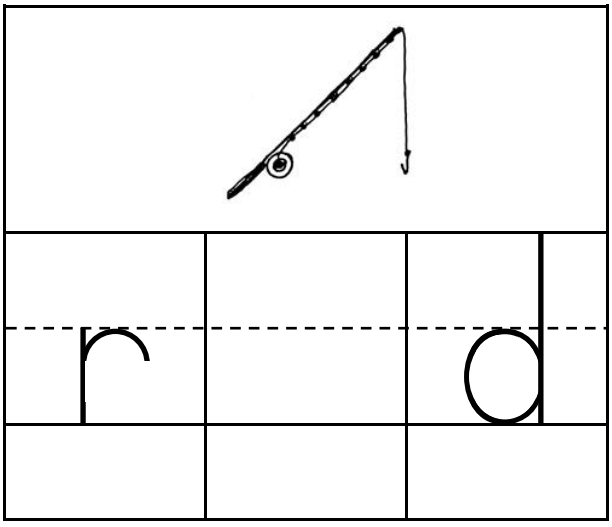

Look at the beginning and ending letters in each word. Listen for the **o/ox** sound in the middle of each word. Write **o** in the middle space under each picture: doll, sob, cot, moss, job, rod.

© 2009 by Kathryn J. Davis

Beginning, Middle, and Ending Sounds With Medial - **o**







Write the beginning, middle, and ending sound for each picture: dot, cob, nod, fox, hot, lot.

© 2009 by Kathryn J. Davis

Medial Short Vowel - **e**

m ss

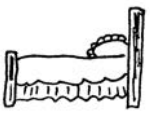

b d

s ll

m t

w ll

f d

Look at the beginning and ending letters in each word. Listen for the **e/egg** sound in the middle of each word. Write **e** in the middle space under each picture: mess, sell, well, bed, met, fed.

© 2009 by Kathryn J. Davis

Beginning, Middle, and Ending Sounds With Medial - **e**



Write the beginning, middle, and ending sound for each picture: jet, red, web, set, den, net.

© 2009 by Kathryn J. Davis

Beginning Sound - a

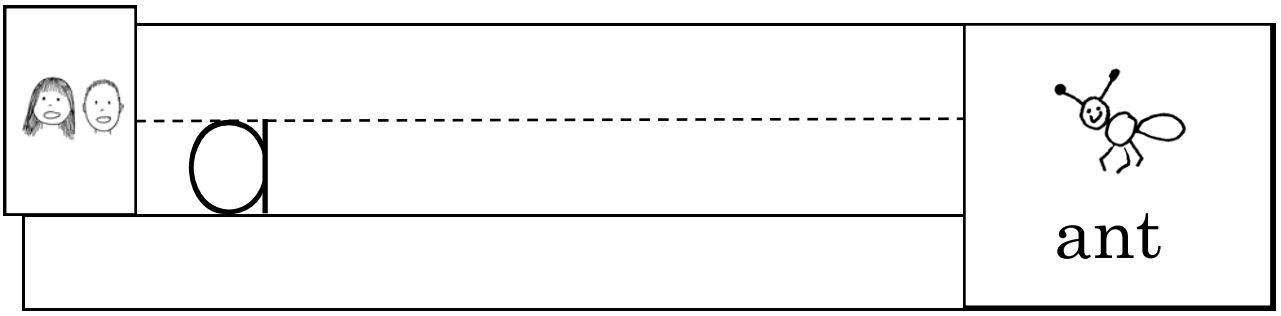

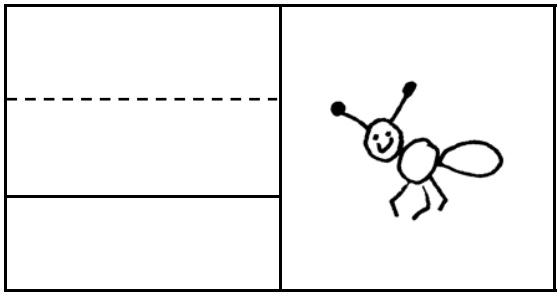

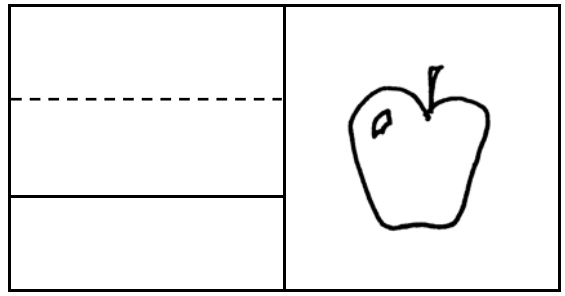

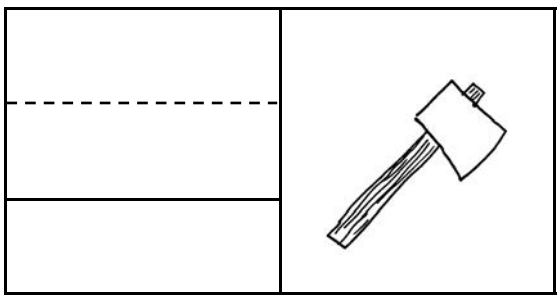

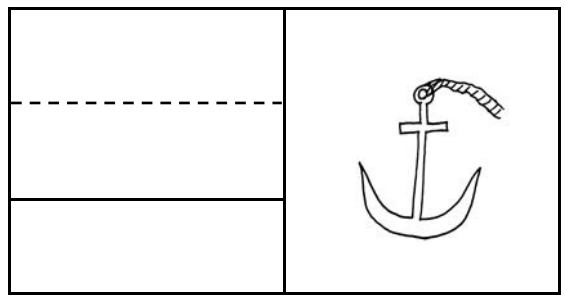

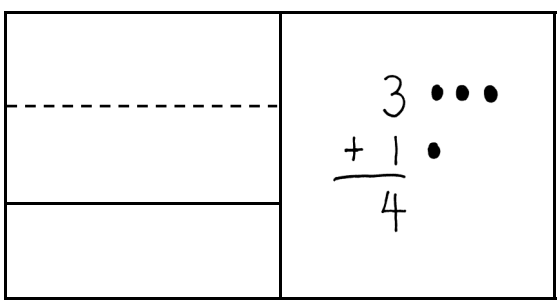

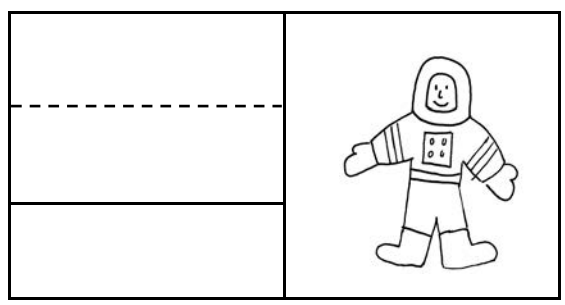

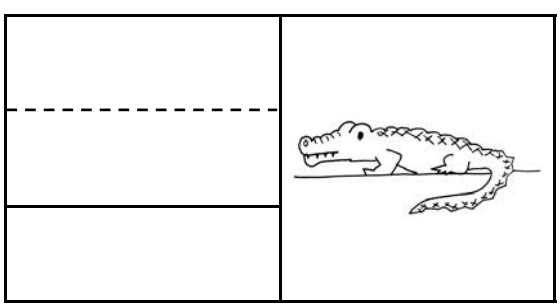

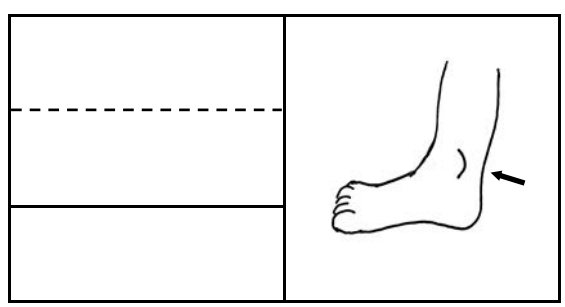

Trace the **a** and write more **a**'s to fill the line. Write **a** to show the beginning sound for each picture: ant, ax, add, alligator, apple, anchor, astronaut, ankle.

© 2009 by Kathryn J. Davis

Beginning Sound Discrimination - a, d

a	ant	d	dog

	
	
	
	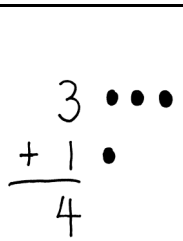 3 + 1 = 4

Write **a** or **d** to show the beginning sound for each picture: ax, dollar, deer, apple, dime, dad, astronaut, add.

© 2009 by Kathryn J. Davis

Beginning Sound Review - m, r, f, e, s, j, o, c, d, a



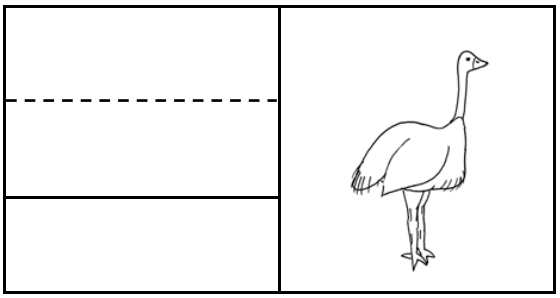

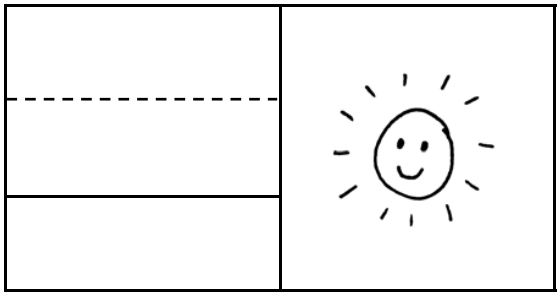

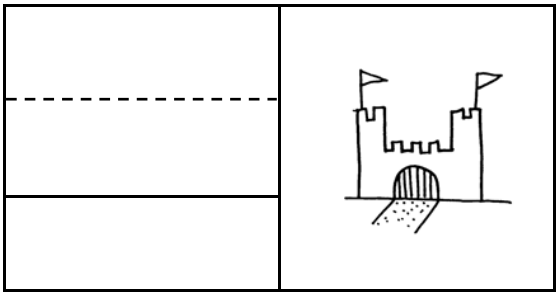

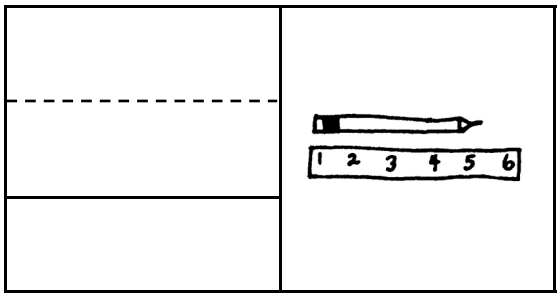

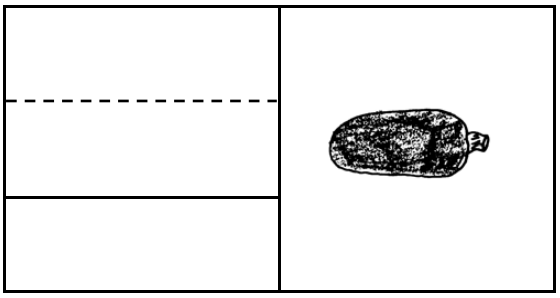

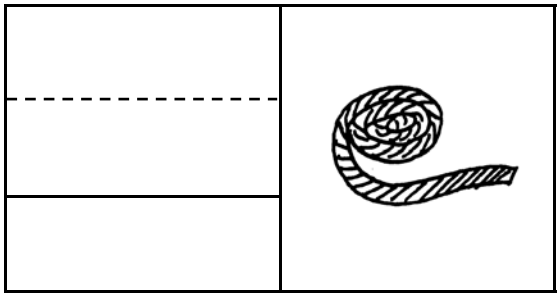

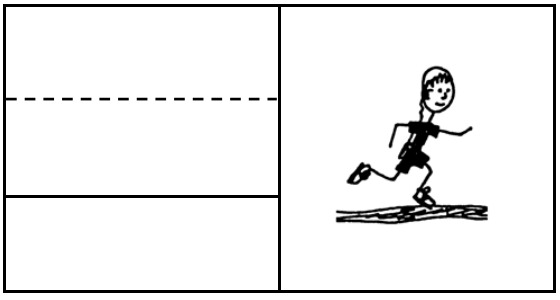

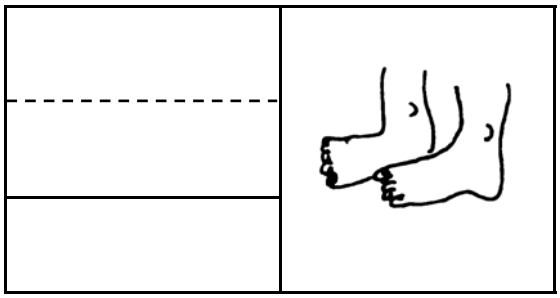

Write a letter to show the beginning sound for each picture: rabbit, sun, measure, rope, feet, ostrich, castle, eggplant, jog, ant.

© 2009 by Kathryn J. Davis

Beginning Sound - v

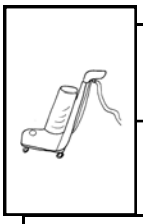

V

van

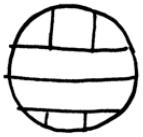

Trace the **v** and write more **v**'s to fill the line. Write **v** to show the beginning sound for each picture: volleyball, vase, vest, Valentine, vine, vulture, violin, volcano.

© 2009 by Kathryn J. Davis

v	van	a	ant

	
	

Write **a** or **v** to show the beginning sound for each picture: Valentine, apple, ax, vulture, anchor, vest, violin, astronaut.

© 2009 by Kathryn J. Davis

Beginning Sound Review - r, f, e, s, j, o, c, d, a, v



Write a letter to show the beginning sound for each picture: finger, elf, veil, jump, odd, soup, ring, dish, album, cut.

© 2009 by Kathryn J. Davis

Ending Sound - v

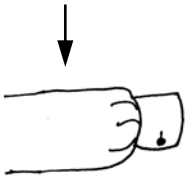

Write **v** to show the ending sound for each picture: dove, five, love, glove, stove, cave, give, wave, olive, sleeve.

© 2009 by Kathryn J. Davis

Ending Sound Discrimination - d or v

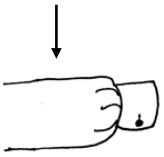



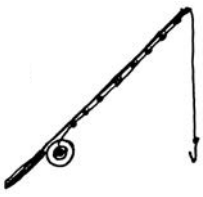



Write **v** or **d** to show the ending sound for each picture: cave, bed, wave, rod, five, sleeve, lid, sad, move, food.

© 2009 by Kathryn J. Davis

Is the **v** sound at the beginning or the end?

5

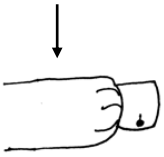

If **v** comes at the beginning, write it before the picture. If **v** comes at the end, write it after the picture: cave, vine, sleeve, van, wave, five, vat, vase, sleeve, veil.

© 2009 by Kathryn J. Davis

g

gum





Trace the **g** and write more g's to fill the line. Write **g** to show the beginning sound for each picture: ghost, gas, garage, goat, go, goal, goose, girl.

© 2009 by Kathryn J. Davis

g g	 gum	V	 van

	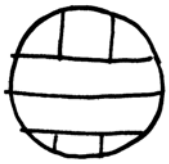

Write **g** or **v** to show the beginning sound for each picture: gold, gate, vest, vine, Valentine, guess, garbage, volleyball.

© 2009 by Kathryn J. Davis

Beginning Sound Review - f, e, s, j, o, c, d, a, v, g



Write a letter to show the beginning sound for each picture: alligator, vase, fork, sock, deer, egg, otter, goat, jeep, carrot.

© 2009 by Kathryn J. Davis

Ending Sound - g

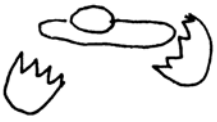

Write **g** to show the ending sound for each picture: jog, dig, leg, tag, pig, jug, bug, egg, wig, log.

© 2009 by Kathryn J. Davis

Ending Sound Discrimination - v or g





Write **g** or **z** to show the ending sound for each picture: jazz, dig, leg, tag, buzz, jug, maze, maize, wig, gauze.

© 2009 by Kathryn J. Davis

Is the **g** sound at the beginning or the end?

If **g** comes at the beginning, write it before the picture. If **g** comes at the end, write it after the picture: jog, goal, dog, gas, bug, gate, keg, egg, pig, gum.

© 2009 by Kathryn J. Davis

Beginning Sound - p

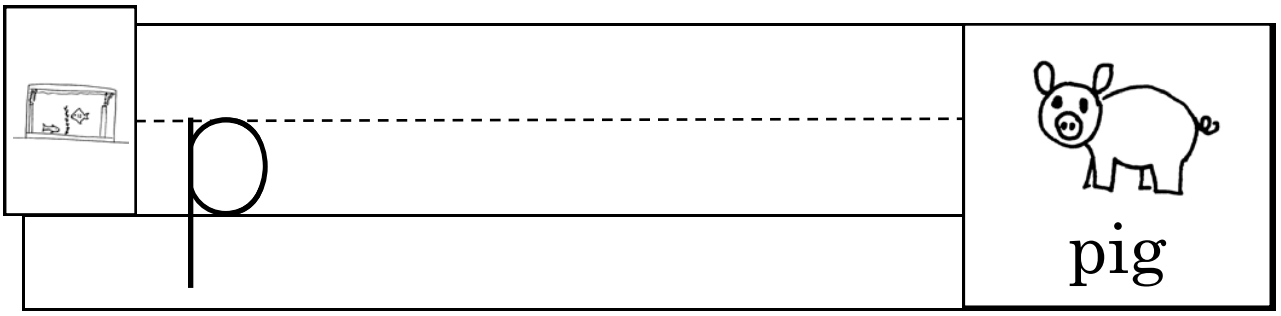

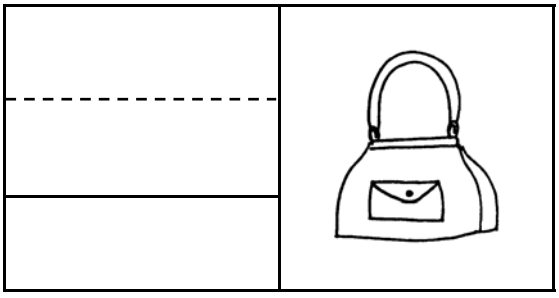

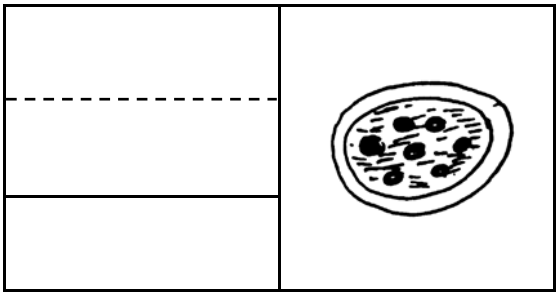

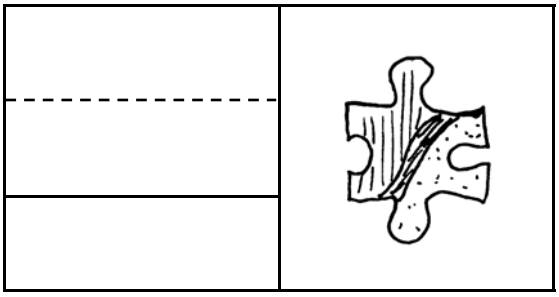



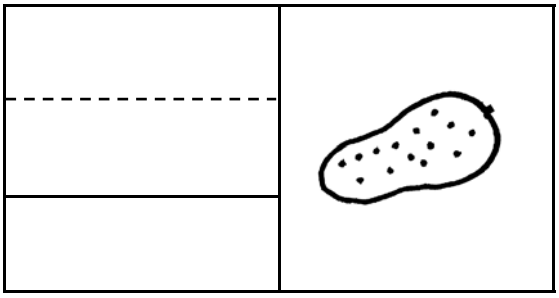

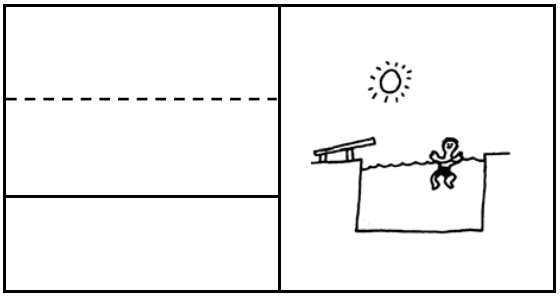

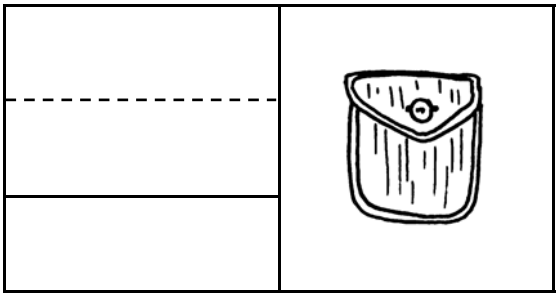

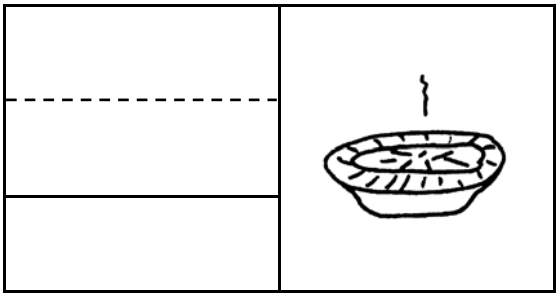

Trace the **p** and write more **p**'s to fill the line. Write **p** to show the beginning sound for each picture: purse, puzzle, pickle, pocket, pizza, push, pool, pie.

© 2009 by Kathryn J. Davis

Beginning Sound Discrimination - p, g

p	pig	g	gum

			

Write **p** or **o** to show the beginning sound for each picture: gold, push, girl, garbage, pizza, pool, gate, pickle.

Beginning Sound Review - e, s, j, o, c, d, a, v, g, p





Write a letter to show the beginning sound for each picture: garbage, voyage, elephant, on, jeep, door, pillow, astronaut, salt, carrot.

© 2009 by Kathryn J. Davis

Ending Sound - p

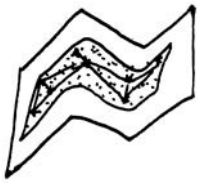

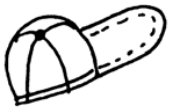

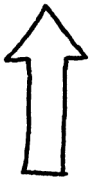



Write **p** to show the ending sound for each picture: map, hop, cap, cup, ship, jeep, soap, up, soup, mop.

© 2009 by Kathryn J. Davis

Ending Sound Discrimination - p or g

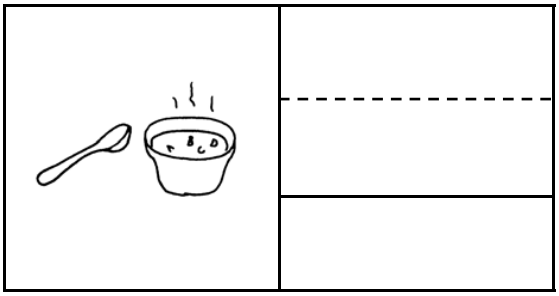

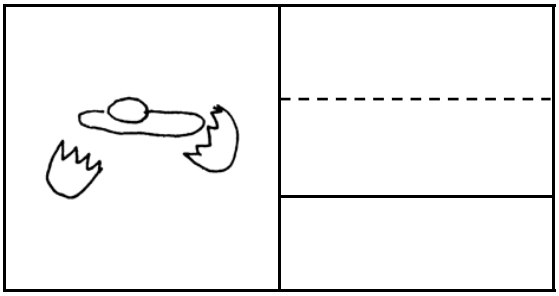

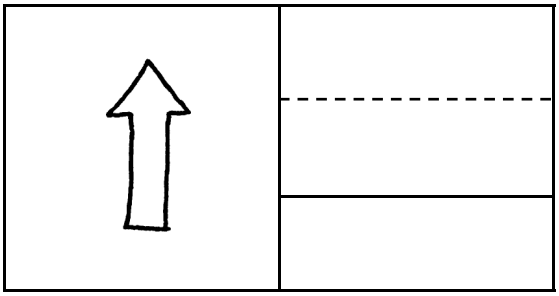



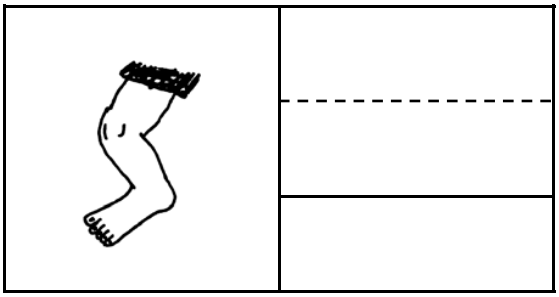

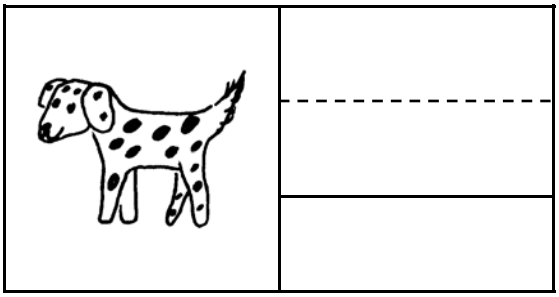

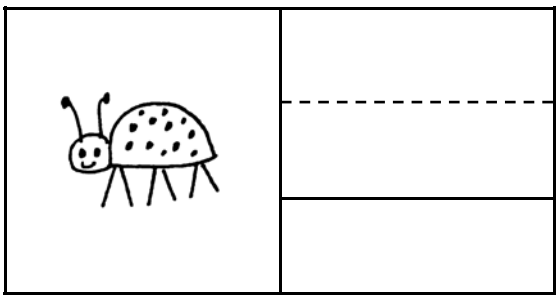

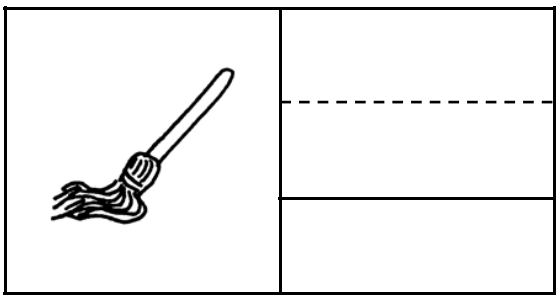

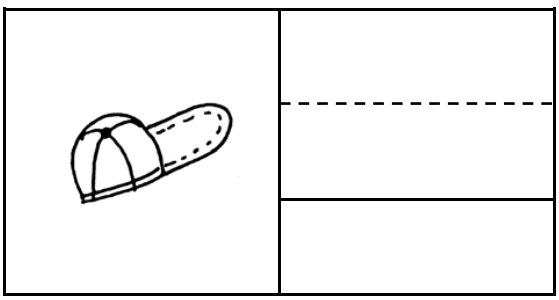

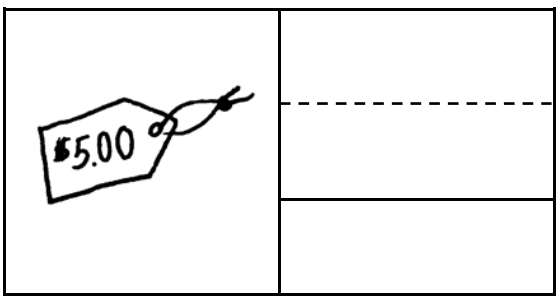

Write **p** or **g** to show the ending sound for each picture: soup, up, leg, bug, cap, egg, cup, dog, mop, tag.

© 2009 by Kathryn J. Davis

Is the **p** sound at the beginning or the end?

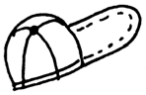





If **p** comes at the beginning, write it before the picture. If **p** comes at the end, write it after the picture: cap, pie, pool, mop, nap, pillow, cup, pine, push, jeep.

© 2009 by Kathryn J. Davis

Beginning Sound - k

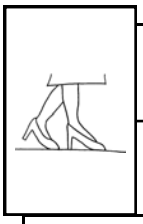

K

kick

Trace the **k** and write more **k**'s to fill the line. Write **k** to show the beginning sound for each picture: kangaroo, keg, kelp, kettle, key, kid, king, kiss.

Beginning Sound Discrimination - p, k

p	pig	k	kick

			

Write **p** or **k** to show the beginning sound for each picture: paint, key, pine, kettle, kite, pool, kiss, pocket.

© 2009 by Kathryn J. Davis

Beginning Sound Review - s, j, o, c, d, a, v, g, p, k

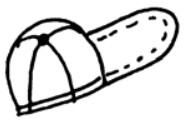

Write a letter to show the beginning sound for each picture: cap, ostrich, dog, jeans, ankle, soup, gold, kangaroo, pie, vest.

© 2009 by Kathryn J. Davis

Ending Sound - k



Write **k** to show the ending sound for each picture: sock, yolk, yak, talk, lock, neck, lake, hawk, book, duck.

© 2009 by Kathryn J. Davis

Ending Sound Discrimination - k or p

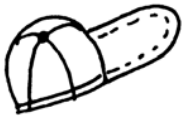



Write **k** or **p** to show the ending sound for each picture: zip, book, cap, lake, mop, yak, lock, yolk, cup, rope.

© 2009 by Kathryn J. Davis

Is the **k** sound at the beginning or the end?

If **k** comes at the beginning, write it before the picture. If **k** comes at the end, write it after the picture: book, kettle, sock, kiss, neck, key, duck, kilt, kelp, hawk.

© 2009 by Kathryn J. Davis

Beginning Sound - y



y y

yo-yo





Trace the **y** and write more **y**'s to fill the line. Write **y** to show the beginning sound for each picture: yarn, year, yacht, yell, yawn, yolk, yard, yak.

© 2009 by Kathryn J. Davis

Beginning Sound Discrimination - y or k

y	yo-yo	k	kick

	

Write **y** or **k** to show the beginning sound for each picture: yawn, kilt, kitten, yam, kit, yap, kangaroo, yell.

© 2009 by Kathryn J. Davis

Beginning Sound Review - j, o, c, d, a, v, g, p, k, y



Write a letter to show the beginning sound for each picture: yard, jam, car, vine, kangaroo, journal, apple, dig, off.

© 2009 by Kathryn J. Davis

Ending Sound Review - m, r, f, x, s, d, v, g, p, k



Write a letter to show the ending sound for each picture: pour, food, sock, roof, five, dog, fix, dime, rope, kiss.

© 2009 by Kathryn J. Davis

Beginning **And** Ending Sounds





Write the beginning and ending sound for each picture: yak, van, goat, mop, kid, give, pool, keg, yolk, vase.

© 2009 by Kathryn J. Davis

Medial Short Vowel - **a**

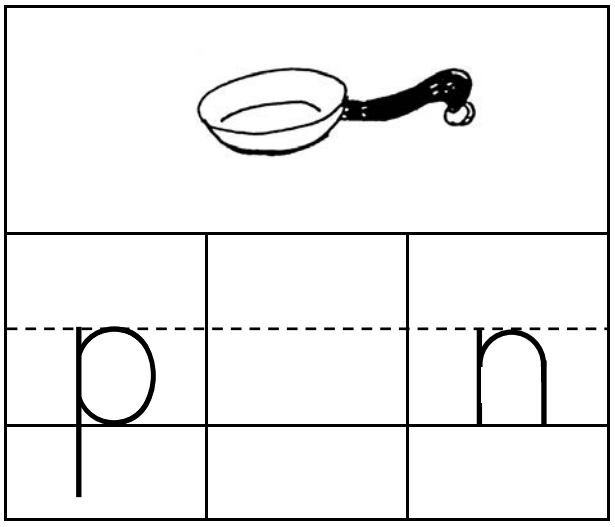



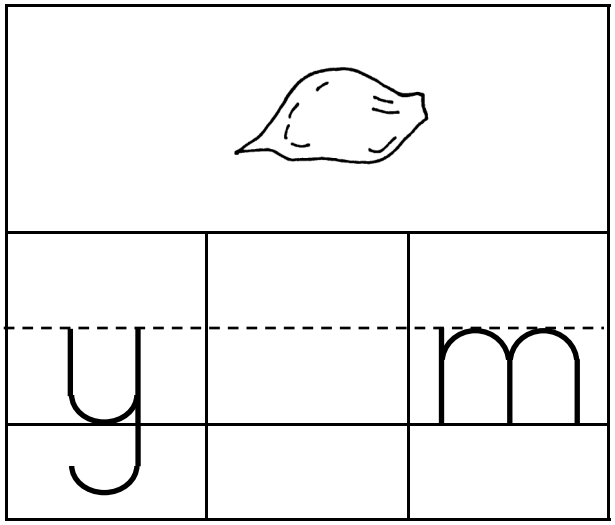

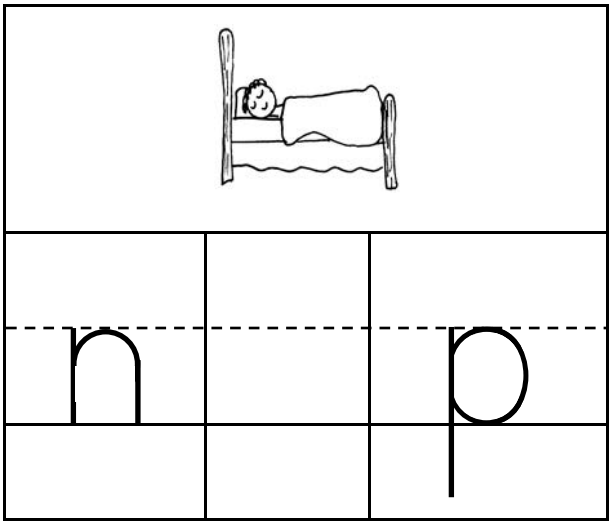

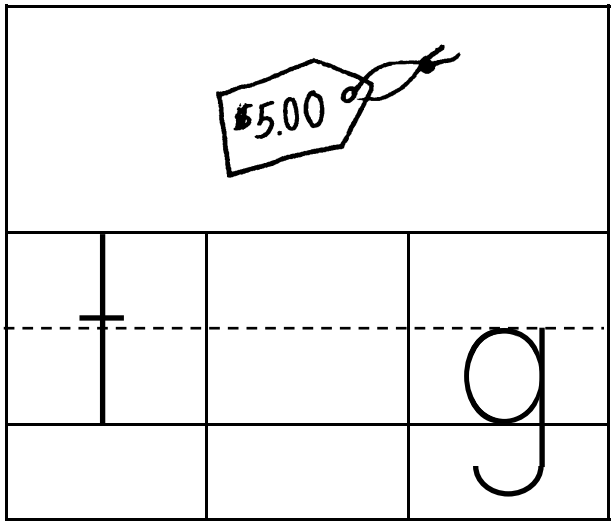

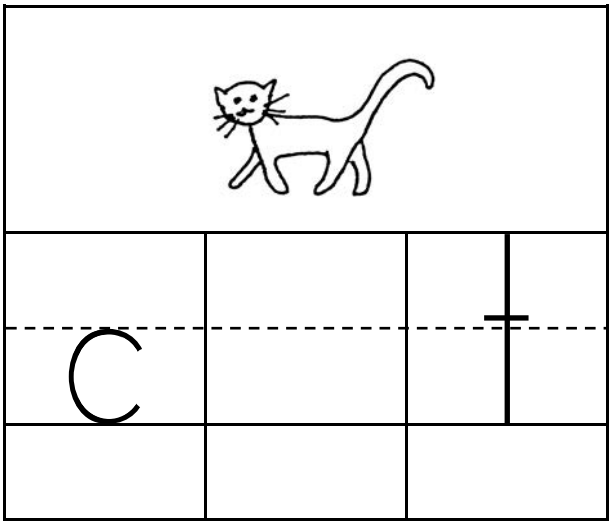

Look at the beginning and ending letters in each word. Listen for the **a/ant** sound in the middle of each word. Write **a** in the middle space under each picture: pan, yam, tag, van, nap, cat.

© 2009 by Kathryn J. Davis

Beginning, Middle, and Ending Sounds With Medial - **a**

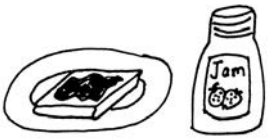







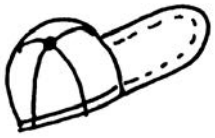

Write the beginning, middle, and ending sound for each picture: jam, bag, gas, wag, fan, cap.

© 2009 by Kathryn J. Davis

Beginning Sound - z



z

zip





Write **z** to show the beginning sound for each picture: zoo, zoom, zither, zone, zebra, zucchini, zinnia, zebu.

© 2009 by Kathryn J. Davis

Beginning Sound Discrimination - y or z

y	yo-yo	z	zip

	0
	
	
	

Write **y** or **z** to show the beginning sound for each picture: year, yacht, zap, zebu, zero, yolk, zigzag, yak.

© 2009 by Kathryn J. Davis

Beginning Sound Review - o, c, d, a, v, g, p, k, y, z



Write a letter to show the beginning sound for each picture: olive, zigzag, anchor, volcano, goal, cup, gum, kelp, yell, dinosaur.

© 2009 by Kathryn J. Davis

Ending Sound - z



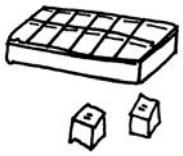

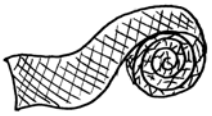

Write **z** to show the ending sound for each picture: buzz, fizz, freeze, jazz, maize, prize, snooze, gauze, maze.

© 2009 by Kathryn J. Davis

Ending Sound Discrimination - z or k

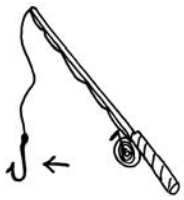



Write **z** or **k** to show the ending sound for each picture: prize, hook, fizz, book, buzz, cake, snooze, freeze, fez, hawk.

© 2009 by Kathryn J. Davis

Is the **z** sound at the beginning or the end?



If **z** comes at the beginning, write it before the picture. If **z** comes at the end, write it after the picture: freeze, zip, fez, zebu, zinnia, fizz, maize, zap, maze, zigzag.

© 2009 by Kathryn J. Davis

Beginning Sound - qu



qu

quilt

Trace the **qu** and write more **qu**'s to fill the line. Write **qu** to show the beginning sound for each picture: queen, quart, quiver, quack, quarter, quarrel, quail, quiet.

© 2009 by Kathryn J. Davis

Beginning Sound Discrimination - qu or z

qu	quilt	z	zip

	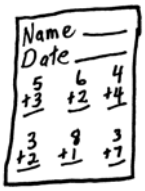
	

Write **qu** or **z** to show the beginning sound for each picture: quill, zucchini, quiz, zero, zoom, queen, zither, question.

© 2009 by Kathryn J. Davis

Beginning Sound Review - c, d, a, v, g, p, k, y, z, qu

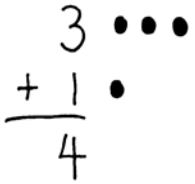

Write a letter to show the beginning sound for each picture: girl, add, veil, kick, yarn, quarter, cow, dollar, zebra, purse.

© 2009 by Kathryn J. Davis

Ending Sound Review - r, f, x, s, d, v, g, p, k, z

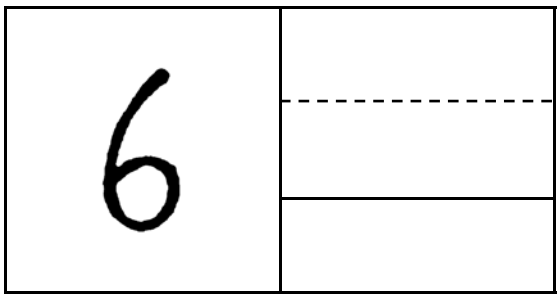



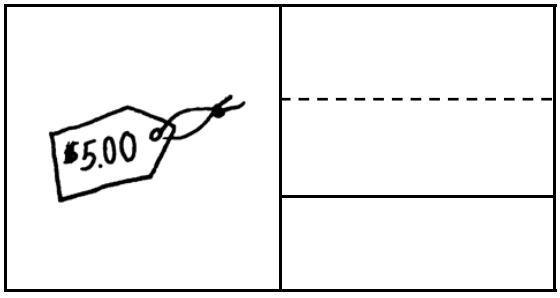

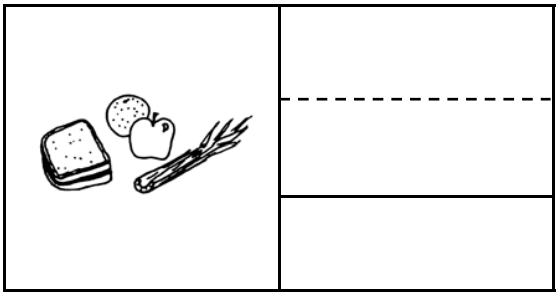

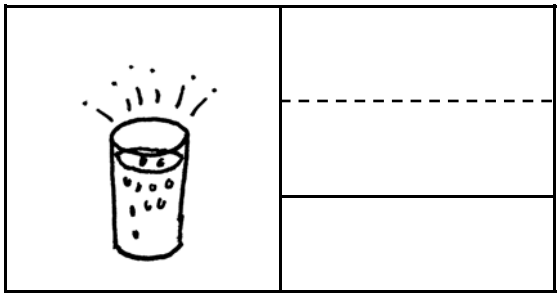

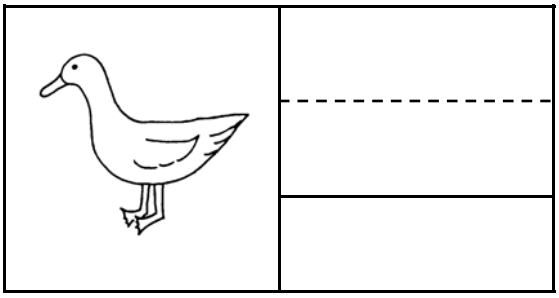

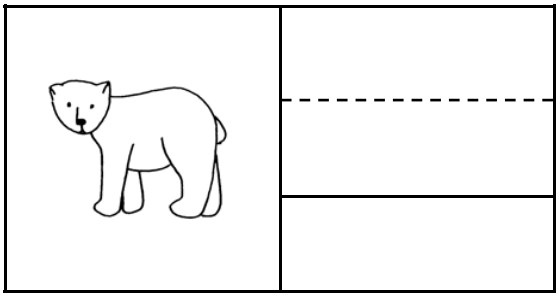

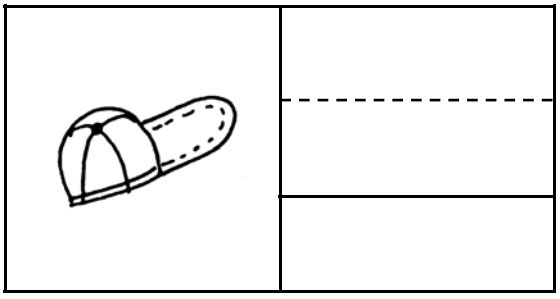



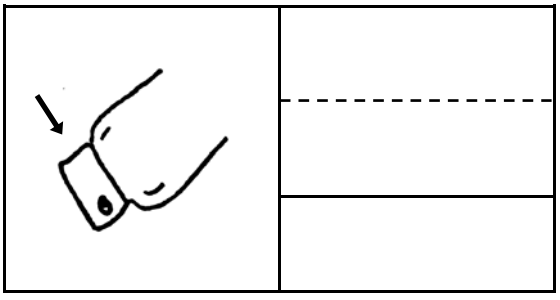

Write the letter to show the ending sound for each picture: six, tag, fizz, bear, give, yak, food, goose, cap, cuff.

© 2009 by Kathryn J. Davis

Beginning **And** Ending Sounds

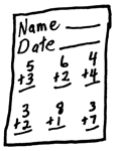

Write the beginning and ending sound for each picture: queen, zip, quail, quiz, zoom, buzz, quit, zap, fuzz, quill.

© 2009 by Kathryn J. Davis

Medial Short Vowel - **i**

f zz

k n

d p

qu ll

p t

k ll

Look at the beginning and ending letters in each word. Listen for the **i/in** sound in the middle of each word. Write **i** in the middle space under each picture: fizz, dip, pit, kin, quill, kill.

© 2009 by Kathryn J. Davis

Beginning, Middle, and Ending Sounds With Medial - **i**

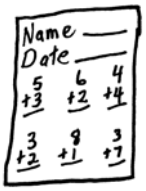

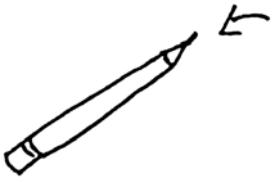

Write the beginning, middle, and ending sound for each picture: zip, quit, tip, quiz, wig, quip.

© 2009 by Kathryn J. Davis