



Beyond The Alphabet Sound Cards

From Part 2 Of The Sound Story


© 2022 by Kathryn J. Davis



Beyond The Alphabet Sound Cards

From Part 2 Of The Sound Story


© 2022 by Kathryn J. Davis



Beyond The Alphabet Sound Cards

From Part 2 Of The Sound Story

© 2022 by Kathryn J. Davis



Beyond The Alphabet Sound Cards

From Part 2 Of The Sound Story

© 2022 by Kathryn J. Davis

Instructions - Beyond The Alphabet Cards

1. Print these cards on light blue cardstock. The patterns are shown in two fonts.
2. If you wish, you can use this set of cards to introduce the part two patterns from the sound story while students are completing the *Rhyming Short Vowel Words And Sentences* book in kindergarten or the *Mixed Short Vowel Words And Sentences* book in first grade. If you prefer, you can wait until students study *Phonetic Words And Stories, Book 1*, or *Basic Phonics Patterns, Book 1* to teach the part two patterns. If you choose the second option, you won't need this set of cards because the the part two patterns are included in the level four phonics patterns cards.
3. This set includes long vowel sounds ā, ē, ō, ū, dotted vowel sounds ä, ö, ü, consonant digraphs sh, th, ch, ng, and vowel patterns oi /oy, and ou /ow. Although long ī is introduced in part one of the sound story it is also included in this set of cards. The last sound from part two does not have a specific letter symbol. It can be heard in the words *measure, vision, azure, and garage*. Students are not expected to read these words. The teacher should show the card, say the words, and have the students repeat them.
4. To introduce each new pattern, read a new section of the sound story aloud. Model the sound for the new sound picture and letter pattern. Students repeat.
5. Review the part two sound cards daily. Students should look at each letter pattern and say the sound. Then they should copy the pattern on lined paper while repeating the sound. This can be done during the spelling dictation period.
6. Put the cards for the part two patterns that have been taught and the corresponding sound picture cards in a pocket chart or on a table. Have students match the letter patterns with the associated picture cards.

Instructions - Beyond The Alphabet Cards

1. Print these cards on light blue cardstock. The patterns are shown in two fonts.
2. If you wish, you can use this set of cards to introduce the part two patterns from the sound story while students are completing the *Rhyming Short Vowel Words And Sentences* book in kindergarten or the *Mixed Short Vowel Words And Sentences* book in first grade. If you prefer, you can wait until students study *Phonetic Words And Stories, Book 1*, or *Basic Phonics Patterns, Book 1* to teach the part two patterns. If you choose the second option, you won't need this set of cards because the the part two patterns are included in the level four phonics patterns cards.
3. This set includes long vowel sounds ā, ē, ō, ū, dotted vowel sounds ä, ö, ü, consonant digraphs sh, th, ch, ng, and vowel patterns oi /oy, and ou /ow. Although long ī is introduced in part one of the sound story it is also included in this set of cards. The last sound from part two does not have a specific letter symbol. It can be heard in the words *measure, vision, azure, and garage*. Students are not expected to read these words. The teacher should show the card, say the words, and have the students repeat them.
4. To introduce each new pattern, read a new section of the sound story aloud. Model the sound for the new sound picture and letter pattern. Students repeat.
5. Review the part two sound cards daily. Students should look at each letter pattern and say the sound. Then they should copy the pattern on lined paper while repeating the sound. This can be done during the spelling dictation period.
6. Put the cards for the part two patterns that have been taught and the corresponding sound picture cards in a pocket chart or on a table. Have students match the letter patterns with the associated picture cards.

Instructions - Beyond The Alphabet Cards

1. Print these cards on light blue cardstock. The patterns are shown in two fonts.
2. If you wish, you can use this set of cards to introduce the part two patterns from the sound story while students are completing the *Rhyming Short Vowel Words And Sentences* book in kindergarten or the *Mixed Short Vowel Words And Sentences* book in first grade. If you prefer, you can wait until students study *Phonetic Words And Stories, Book 1*, or *Basic Phonics Patterns, Book 1* to teach the part two patterns. If you choose the second option, you won't need this set of cards because the the part two patterns are included in the level four phonics patterns cards.
3. This set includes long vowel sounds ā, ē, ō, ū, dotted vowel sounds ä, ö, ü, consonant digraphs sh, th, ch, ng, and vowel patterns oi /oy, and ou /ow. Although long ī is introduced in part one of the sound story it is also included in this set of cards. The last sound from part two does not have a specific letter symbol. It can be heard in the words *measure, vision, azure, and garage*. Students are not expected to read these words. The teacher should show the card, say the words, and have the students repeat them.
4. To introduce each new pattern, read a new section of the sound story aloud. Model the sound for the new sound picture and letter pattern. Students repeat.
5. Review the part two sound cards daily. Students should look at each letter pattern and say the sound. Then they should copy the pattern on lined paper while repeating the sound. This can be done during the spelling dictation period.
6. Put the cards for the part two patterns that have been taught and the corresponding sound picture cards in a pocket chart or on a table. Have students match the letter patterns with the associated picture cards.

Instructions - Beyond The Alphabet Cards

1. Print these cards on light blue cardstock. The patterns are shown in two fonts.
2. If you wish, you can use this set of cards to introduce the part two patterns from the sound story while students are completing the *Rhyming Short Vowel Words And Sentences* book in kindergarten or the *Mixed Short Vowel Words And Sentences* book in first grade. If you prefer, you can wait until students study *Phonetic Words And Stories, Book 1*, or *Basic Phonics Patterns, Book 1* to teach the part two patterns. If you choose the second option, you won't need this set of cards because the the part two patterns are included in the level four phonics patterns cards.
3. This set includes long vowel sounds ā, ē, ō, ū, dotted vowel sounds ä, ö, ü, consonant digraphs sh, th, ch, ng, and vowel patterns oi /oy, and ou /ow. Although long ī is introduced in part one of the sound story it is also included in this set of cards. The last sound from part two does not have a specific letter symbol. It can be heard in the words *measure, vision, azure, and garage*. Students are not expected to read these words. The teacher should show the card, say the words, and have the students repeat them.
4. To introduce each new pattern, read a new section of the sound story aloud. Model the sound for the new sound picture and letter pattern. Students repeat.
5. Review the part two sound cards daily. Students should look at each letter pattern and say the sound. Then they should copy the pattern on lined paper while repeating the sound. This can be done during the spelling dictation period.
6. Put the cards for the part two patterns that have been taught and the corresponding sound picture cards in a pocket chart or on a table. Have students match the letter patterns with the associated picture cards.

Beyond The Alphabet Sounds

- | | | |
|---------------|--------------|--|
| 1. ī/bison | 11. oi/coins | These two patterns show the same sound. |
| 2. sh/ship | 12. oy/boy | |
| 3. ē/secret | 13. ou/ouch | These two patterns show the same sound. |
| 4. ō/robot | 14. ow/cow | |
| 5. th/thumb | 15. ü/push | This list uses key words to illustrate to the teacher the correct sound for each pattern. Students will be introduced to these sounds using sound pictures from the sound story. |
| th/this | 16. ä/all | |
| 6. ö/to | 17. measure | |
| 7. ā/raven | vision | |
| 8. ch/chicken | azure | |
| 9. ng/ring | garage | |
| 10. ū/tulip | | |
| ū/music | | |

Beyond The Alphabet Sounds

- | | | |
|---------------|--------------|--|
| 1. ī/bison | 11. oi/coins | These two patterns show the same sound. |
| 2. sh/ship | 12. oy/boy | |
| 3. ē/secret | 13. ou/ouch | These two patterns show the same sound. |
| 4. ō/robot | 14. ow/cow | |
| 5. th/thumb | 15. ü/push | This list uses key words to illustrate to the teacher the correct sound for each pattern. Students will be introduced to these sounds using sound pictures from the sound story. |
| th/this | 16. ä/all | |
| 6. ö/to | 17. measure | |
| 7. ā/raven | vision | |
| 8. ch/chicken | azure | |
| 9. ng/ring | garage | |
| 10. ū/tulip | | |
| ū/music | | |

Beyond The Alphabet Sounds

- | | | |
|---------------|--------------|--|
| 1. ī/bison | 11. oi/coins | These two patterns show the same sound. |
| 2. sh/ship | 12. oy/boy | |
| 3. ē/secret | 13. ou/ouch | These two patterns show the same sound. |
| 4. ō/robot | 14. ow/cow | |
| 5. th/thumb | 15. ü/push | This list uses key words to illustrate to the teacher the correct sound for each pattern. Students will be introduced to these sounds using sound pictures from the sound story. |
| th/this | 16. ä/all | |
| 6. ö/to | 17. measure | |
| 7. ā/raven | vision | |
| 8. ch/chicken | azure | |
| 9. ng/ring | garage | |
| 10. ū/tulip | | |
| ū/music | | |

Beyond The Alphabet Sounds

- | | | |
|---------------|--------------|--|
| 1. ī/bison | 11. oi/coins | These two patterns show the same sound. |
| 2. sh/ship | 12. oy/boy | |
| 3. ē/secret | 13. ou/ouch | These two patterns show the same sound. |
| 4. ō/robot | 14. ow/cow | |
| 5. th/thumb | 15. ü/push | This list uses key words to illustrate to the teacher the correct sound for each pattern. Students will be introduced to these sounds using sound pictures from the sound story. |
| th/this | 16. ä/all | |
| 6. ö/to | 17. measure | |
| 7. ā/raven | vision | |
| 8. ch/chicken | azure | |
| 9. ng/ring | garage | |
| 10. ū/tulip | | |
| ū/music | | |

i

1

i

1

i

1

i

1

sh

2

sh

2

sh

2

sh

2

è

3

è

3

è

3

è

3

ō

4

ō

4

Ō

4

Ō

4

t h

5

t h

5

th

5

th

5

Ö

6

Ö

6

Ö

6

Ö

6

ā

7

ā

7

ā

7

ā

7

ch

8

ch

8

ch

8

ch

8

ng

9

ng

9

ng

9

ng

9

ū

10

ū

10

ū

10

ū

10

oi

11

oi

11

oi

11

oi

11

oy

12

oy

12

oy

12

oy

12

ou

13

ou

13

ou

13

ou

13

ow

14

ow

14

ow

14

ow

14

ü

15

ü

15

ü

15

ü

15

ö

16

ö

16

ä

16

ä

16

measure

vision

azure

garage

17

measure

vision

azure

garage

17

measure

vision

azure

garage

17

measure

vision

azure

garage

17



Fantastic!

You know all of
the Beyond The
Alphabet Sounds.



Fantastic!

You know all of
the Beyond The
Alphabet Sounds.



Fantastic!

You know all of
the Beyond The
Alphabet Sounds.



Fantastic!

You know all of
the Beyond The
Alphabet Sounds.