

# Large Picture-Word Pages

From

*Phonetic Words And Stories,  
Books 1 And 2*

Phonetic Words And Stories

Book 1


Basic Vowels

ā ē ī ō ū

ō ōr ö

Consonant Digraphs

Consonant Blends



Sound City Reading

Phonetic Words And Stories

Book 2


Syllable Study

Long Vowel Patterns

ee e\_e ei ey ea ea y


ai ay a\_e

i\_e ie igh ind ild y




Sound City Reading

A.




B.

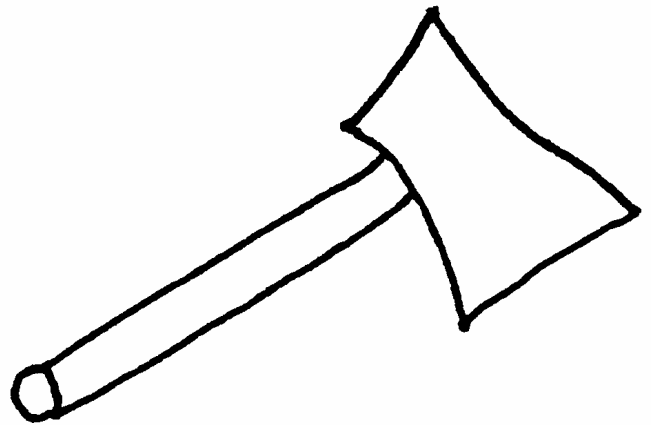
Bk 1 - # 1



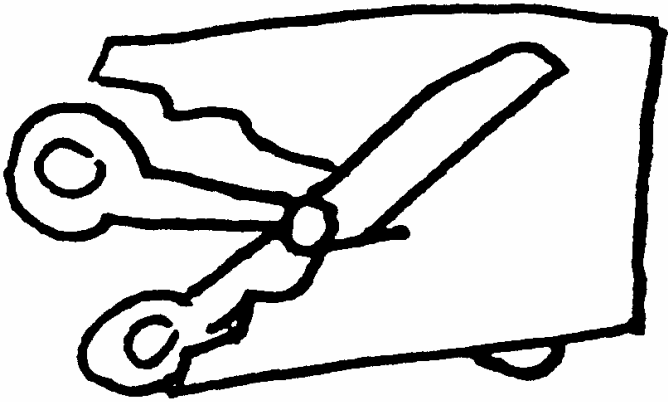
C.




D.




E.




F.



G.



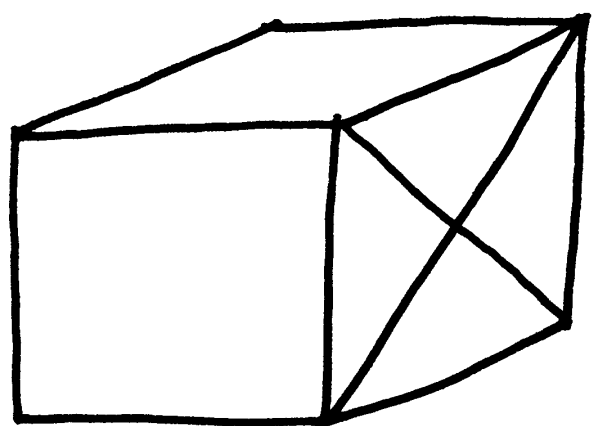
H.



I.

10

J.



1.

ax

2.

Bk 1 - # 1

ill

3.

off

4.

egg

5.

us

6.

fin

7.

ran

8.

cut


9.

ten

10.


box

A.

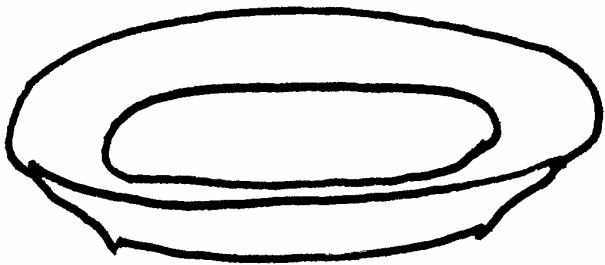


B.


Bk 1 - # 2



C.



D.




E.



F.




G.




H.



I.



J.





1.

ship

2.

Bk 1 - # 2

shop

3.

shot

4.

shell

5.

shut

6.

fish

7.

dish

8.







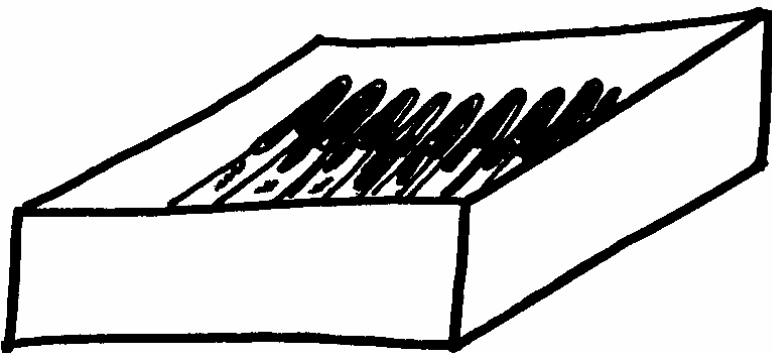


cash

9.

mash

10.

rush

<p>A.</p> 	<p>B.</p> <p>Bk 1 - # 3</p> 
<p>C.</p> 	<p>D.</p> 
<p>E.</p> 	<p>F.</p> 
<p>G.</p>  <p>A box <u>of</u> pens.</p>	<p>40-41</p>
<p>A.</p> 	<p>B.</p>  <p>The plant <u>was</u> small and then it grew larger.</p>

1.



son

2.

Bk 1 - # 3

won

3.

ton

4.

of

5.

from

6.

front

7.

oven

1.




z

was

2.


what

A.



B.


Bk 1 - # 4, 5



MAY						
		1	2	3	4	5
6	7	8	9	10	11	12
13	14	15	16	17	18	19
20	21	22	23	24	25	26
27	28	29	30			

She will be six on her birthday

C.



D.




E.




45


A.



B.




C.



D.

She is so hot.



47

1.

he

2.

Bk 1 - # 4, 5

she

3.

we

4.

me

5.

be

45

1.

go

2.

no

3.

so

4.

yo-yo

47

A.


$$\begin{array}{r} 5 \\ +5 \\ \hline 10 \end{array}$$

B.


Bk 1 - # 6




C.




D.



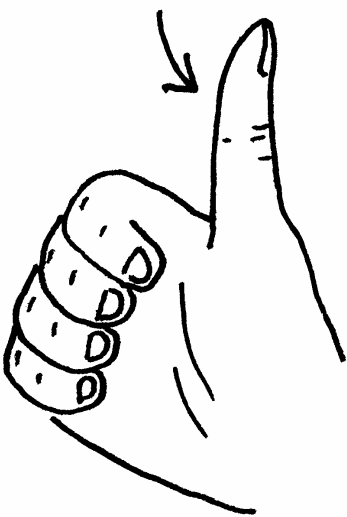
E.




F.




G.




H.



I.



J.



52-53

1.

thin

2.

Bk 1 - # 6

thud

3.

thumb

4.

Beth

5.

Seth

6.

bath

7.

math

8.

path


9.

moth

10.


with

A.



B.



Bk 1 - # 7





C.




D.



  
the bug



the dog



the moth



1.

this

2.

Bk 1 - # 7


that

3.


them

4.


then



the cat



the bell




the fish

A.

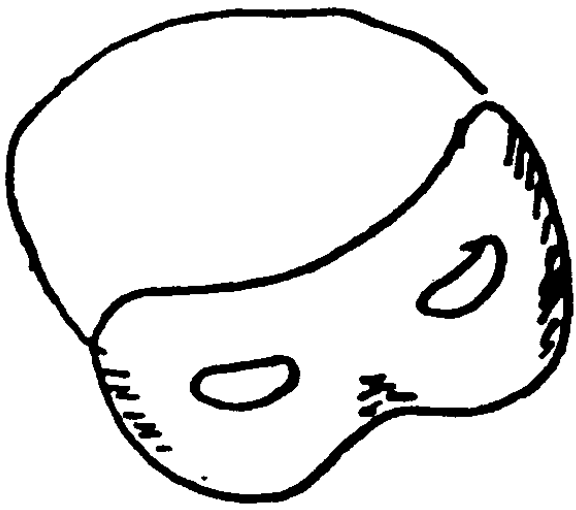


B.


Bk 1 - # 8



C.




D.




E.




F.




G.




H.



I.



J.



60-61

1.

fast

2.

Bk 1 - # 8

last

3.

raft

4.

hand

5.

sand

6.

land

7.

lamp

8.

camp


9.

mask

10.

ask

A.




B.

Bk 1 - # 9



C.



D.




E.




F.




G.




H.



I.



J.



1.

fist

2.

Bk 1 - # 9

list

3.

mist

4.

milk

5.

silk

6.

gift

7.

lift

8.

risk


9.

disk

10.


wind

A.




B.

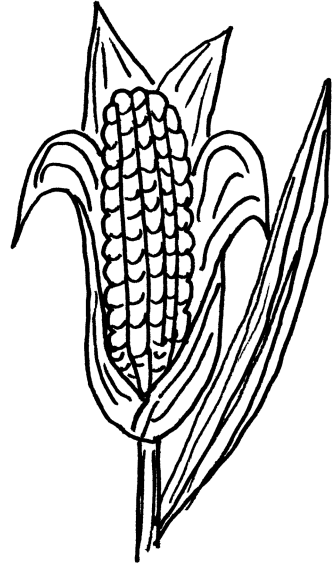
Bk 1 - # 10




C.




D.



E.



F.



1.

or

2.

Bk 1 - # 10

for

3.

corn

4.

torn


5.

horn

6.

horse<sup>x</sup>

A.

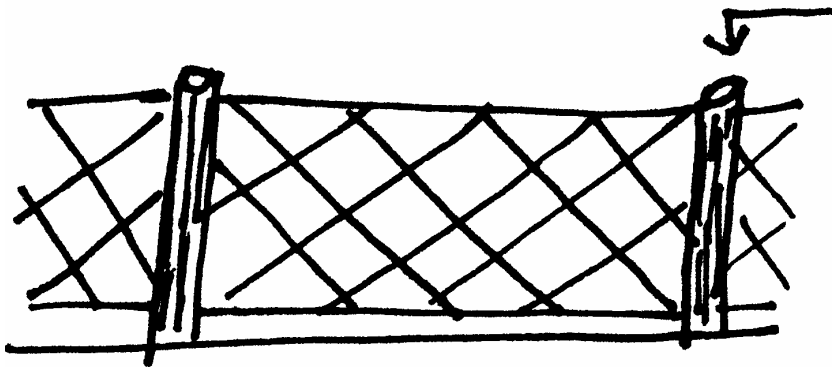


B.


Bk 1 - # 11




C.




D.




E.



F.




G.




H.



I.



J.



76-77



1.

pond

2.

Bk 1 - # 11

fond

3.

soft

4.

romp

5.

golf

6.

cost

7.

lost

8.

most



9.

post




10.

x  
ghost

76-77



A.

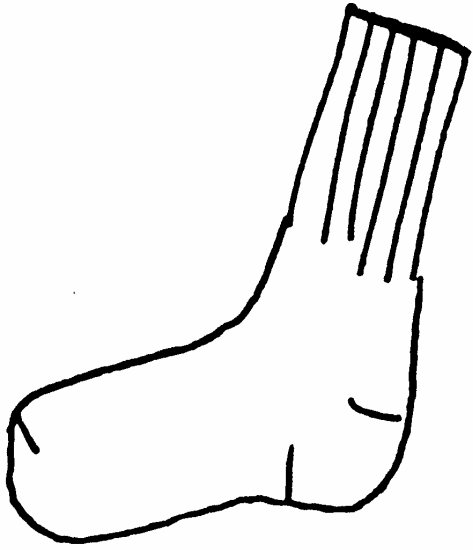


B.


Bk 1 - # 12




C.




D.




E.



F.



G.



H.



I.



J.



80-81

1.

rock

2.

Bk 1 - # 12

sock

3.

back

4.

sack

5.

duck

6.

luck

7.

neck

8.

peck


9.

kick

10.


sick

A.




B.

Bk 1 - # 13



C.



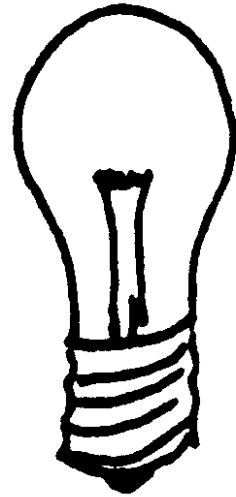
D.




E.



F.




G.




H.



I.



J



1.

jump

2.

Bk 1 - # 13

dump

3.

pump

4.

punt

5.

bulb

6.

must

7.

dust

8.

gust


9.

dusk

10.

tusk

A.




B.

Bk 1 - # 14, 15


2

C.




He can do this job.

D.



E.



88

A.




B.




I have a dog.

C.



I live in a nest.

D.



89

1.

to

2.

Bk 1 - # 14, 15

do

3.

two



4.

into

5.

onto

88

1.

give

2.

live

3.


have

4.

move


89

A.




B.

Bk 1 - # 16




C.




D.




E.



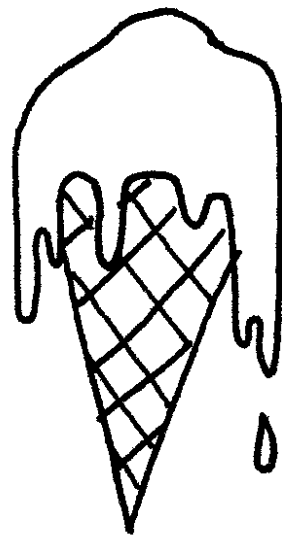
F.




G.



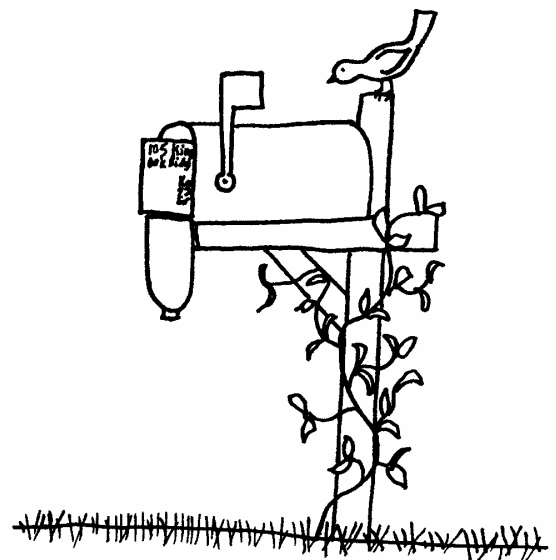
H.



I.



J.



94-95



1.

nest

2.

Bk 1 - # 16

held

3.

tent

4.

send

5.

help

6.

melt

7.

self

8.

desk

9.

next

10.


wept

A.




B.


Bk 1 - # 17




C.




D.




E.




F.




G.




H.



I.



J.



102-103

1.

ch*i*ck

2.

Bk 1 - # 17

ch*i*n

3.

ch*i*ll

4.

ch*i*mp

5.

ch*i*ps

6.

ch*e*ss

7.

ch*e*ck

8.

ch*e*st

9.

ch*o*p

10.

ch*u*m

A.




B.

Bk 1 - # 18



C.




D.




E.




F.



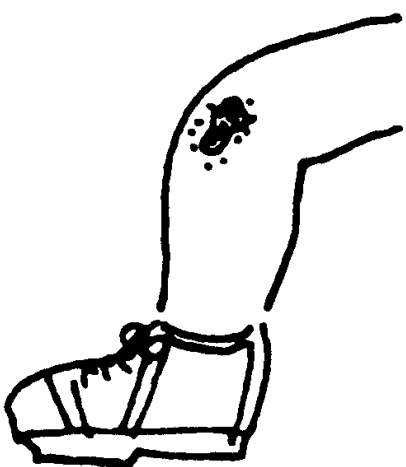
G.



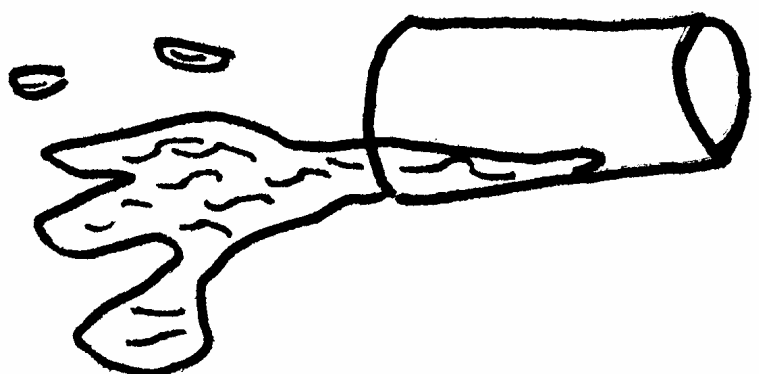
H.



I.



J.



1.

spill

2.

Bk 1 - # 18

snap

3.

skip

4.

smell

5.

stop

6.

squid

7.

scab

8.

swim

9.

dwelling

10.


twig

A.




B

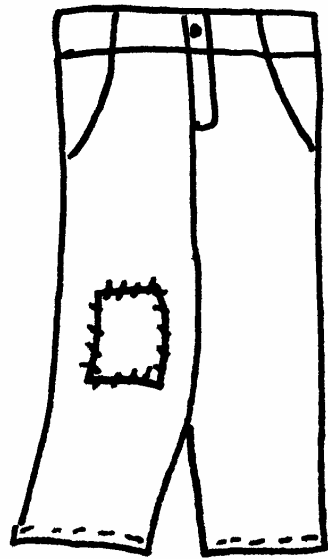
Bk 1 - # 19




C.



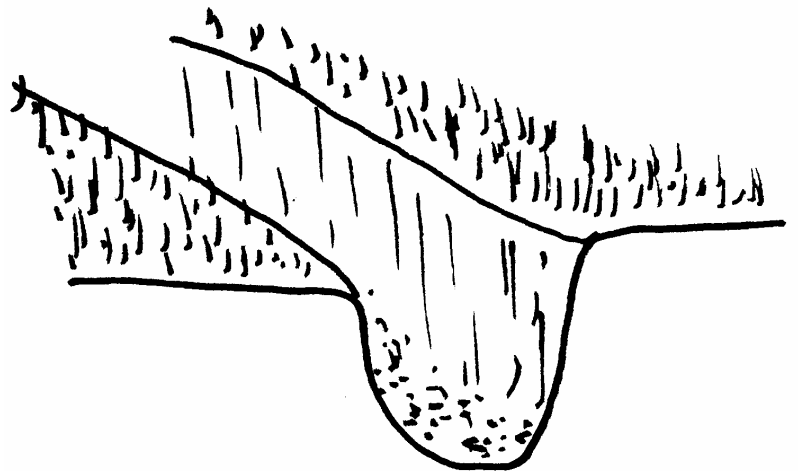
D.




E.




F.




G.




H.



I.



J.



1.

match

2.

Bk 1 - # 19

hatch

3.

patch

4.

catch

5.

batch

6.

pitch

7.

ditch

8.

Dutch


9.

fetch

10.

notch

A.




B.


Bk 1 - # 20




C.



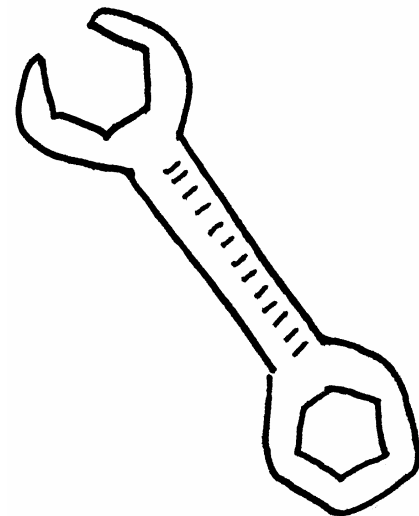
D.




E.




F.



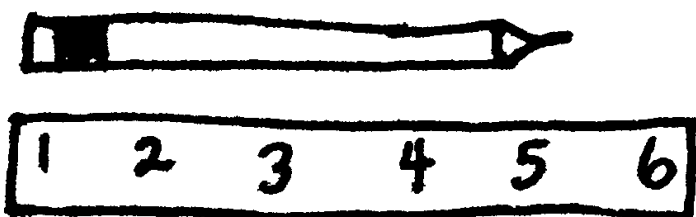
G.




H.



I.



J.



110-111



1.

lunch

2.

Bk 1 - # 20

bunch

3.

munch

4.

punch

5.

bench

6.

×  
wrench

7.

ranch

8.

inch

9.


finch

10.

pinch

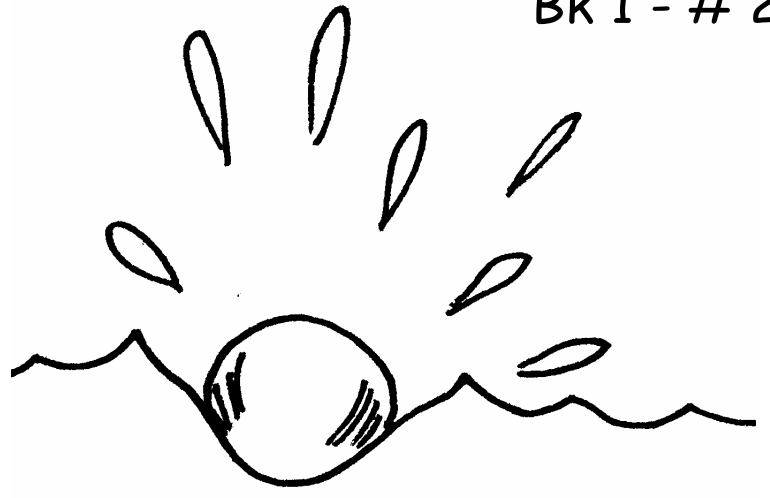
110-111

A.




B.


Bk 1 - # 21




C.




D.




E.



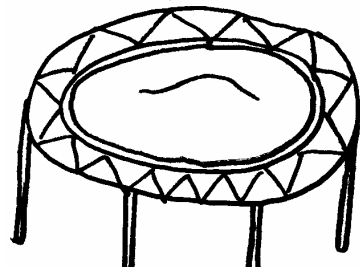
F.




G.




H.



I.



J.



1.

flag

2.

Bk 1 - # 21

flip

3.

plug

4.

clock

5.

cliff

6.

block

7.

sled

8.


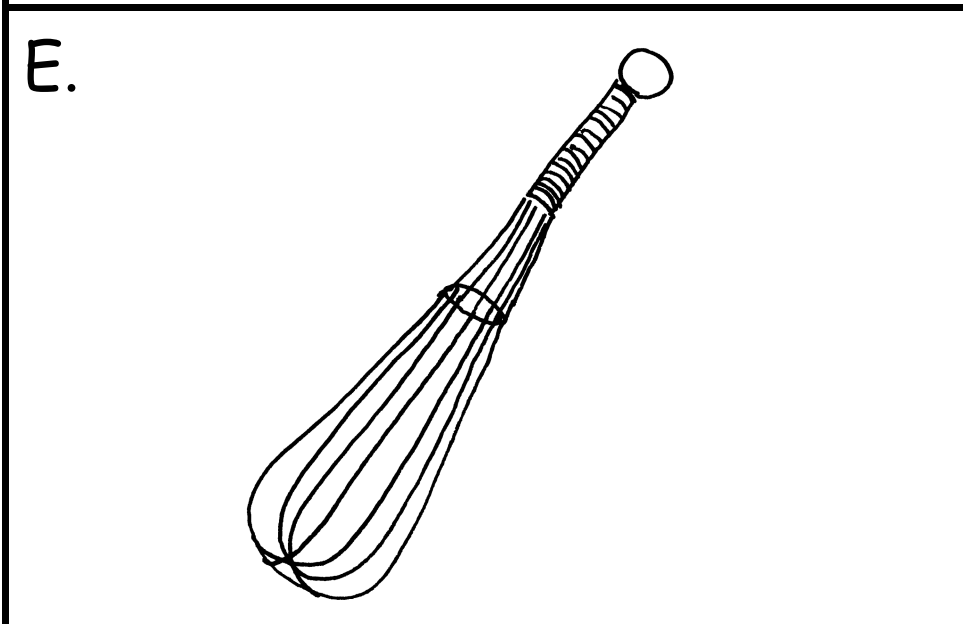
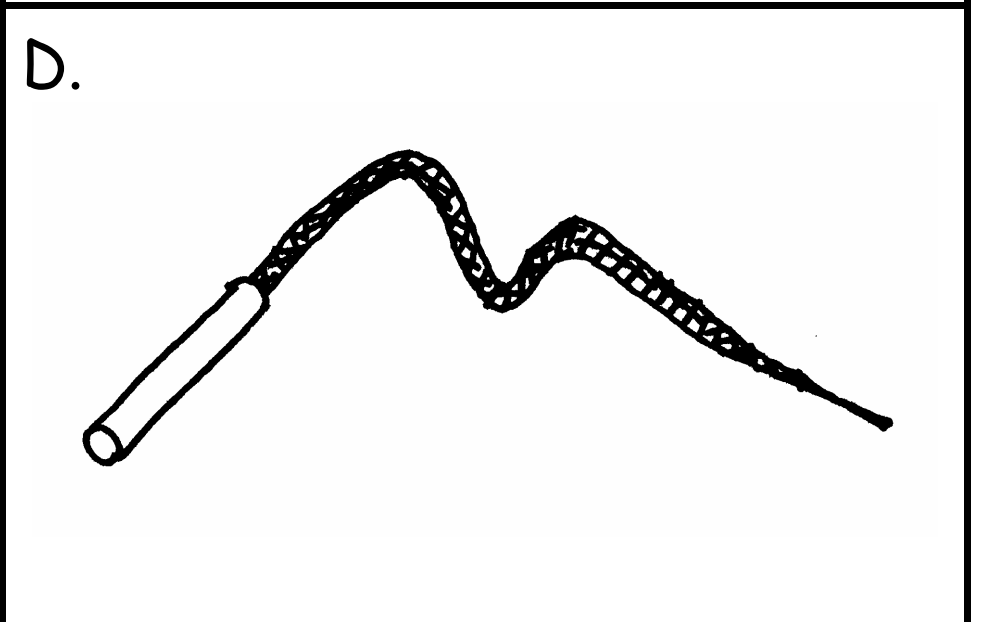



glass

9.


split

10.

splash



118-119



121

1.

when

2.

Bk 1 - # 22, 23



what

3.

whip

4.

which

5.

whisk

6.

whiz

7.

whiff

8.

whippet



118-119


1.

who

2.

whose

A.

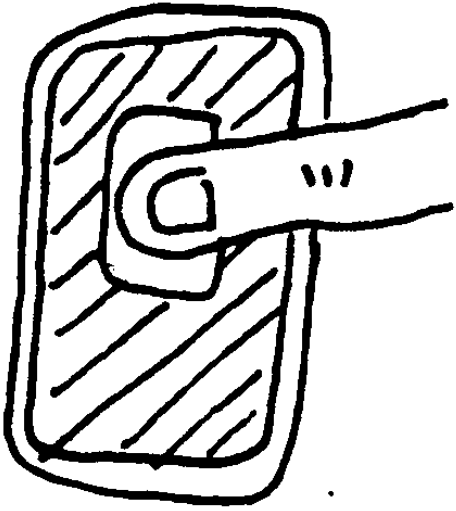


B.

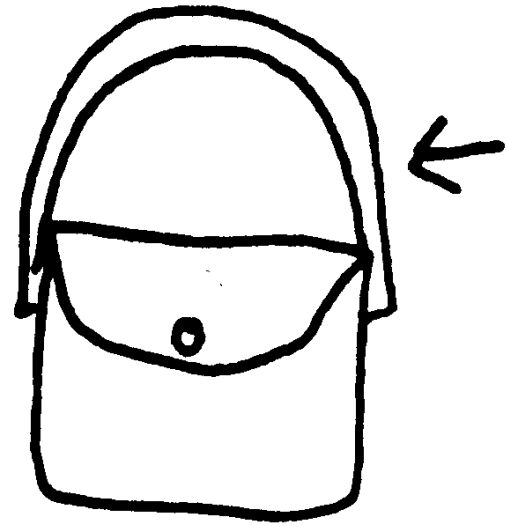
Bk 1 - # 24




C.




D.



E.




F.




G.



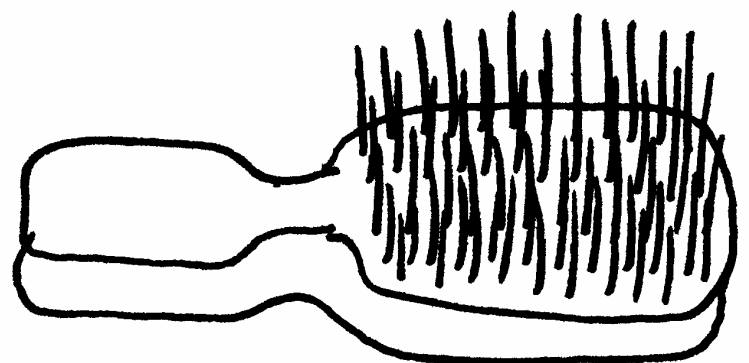
H.



I.



J.



1.

press

2.

Bk 1 - # 24

frog

3.

brush

4.

crab

5.

grill

6.

truck

7.

drop

8.

sprig

9.


strap

10.

scrub

124-125

A.




B.


Bk 1 - # 25



C.




D.




E.




F.



G.




H.



I.



J.



132-133



1.

sang

2.

Bk 1 - # 25

rang

3.

wing

4.

king

5.

bring

6.

spring

7.

strong

8.

long

9.

stung

10.

hung


132-133

A.




B.


Bk 1 - # 26




C.



D.




E.




F.




G.



H.



I.



J.



140-142

1.

bank

2.

Bk 1 - # 26

thank

3.

wink

4.

think

5.

drink

6.

honk

7.

junk

8.

skunk


9.

trunk

10.

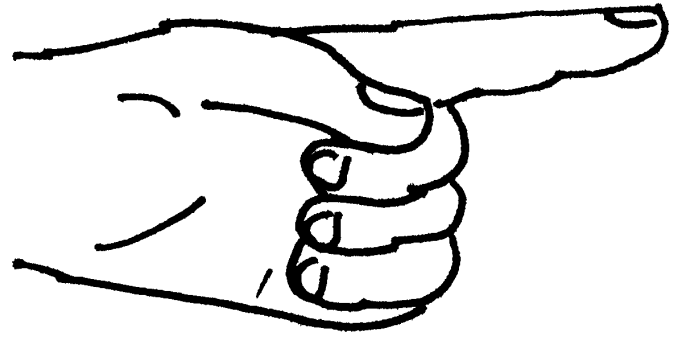
chunk

A.

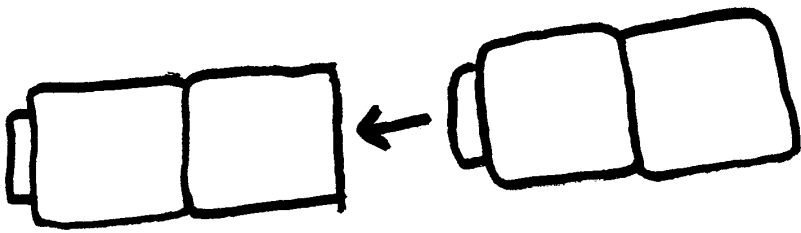


B.


Bk 1 - # 27




C.



D.




E.



F.




G.




H.



I.



J.



1.

oil

2.

Bk 1 - # 27

boil

3.

soil

4.

coin

5.

join

6.

point

7.

boy

8.

joy

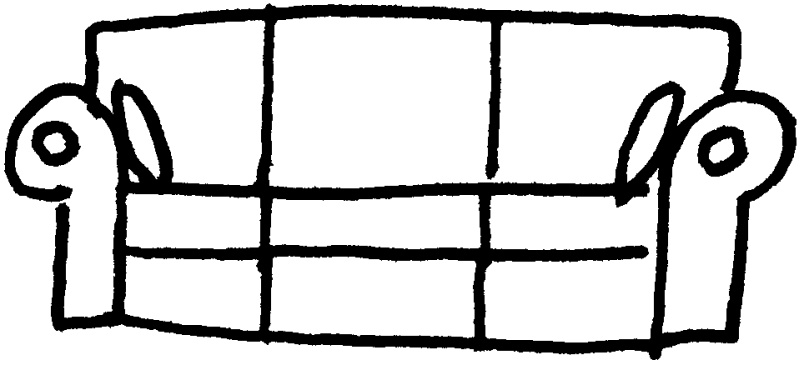
9.

toy

10.


soy

A.




B.


Bk 1 - # 28




C.



D.



E.



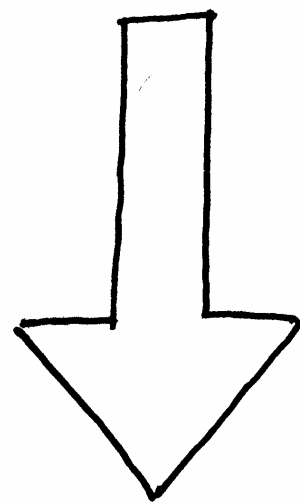
F.




G.




H.



I.



J.



148-149

1.

out

2.

Bk 1 - # 28

loud

3.

shout

4.

couch

5.

mouth

6.

cow

7.

bow

8.

down

9.


town

10.

owl


148-149

A.




B.


Bk 1 - # 29




C.




D.



E.



F.





1.

put

2.

Bk 1 - # 29

push

3.

bush

4.

pull


5.

full

6.

bull

A.




B.

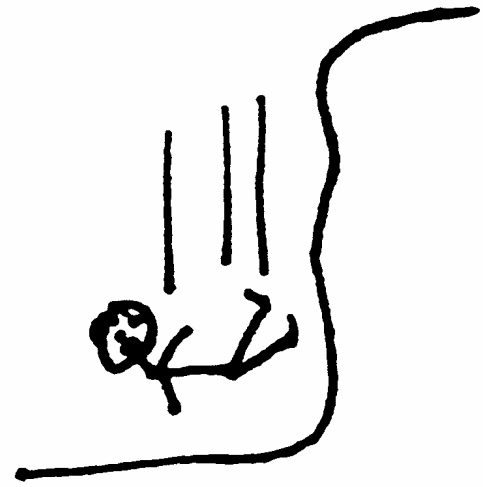
Bk 1 - # 30




C.




D.



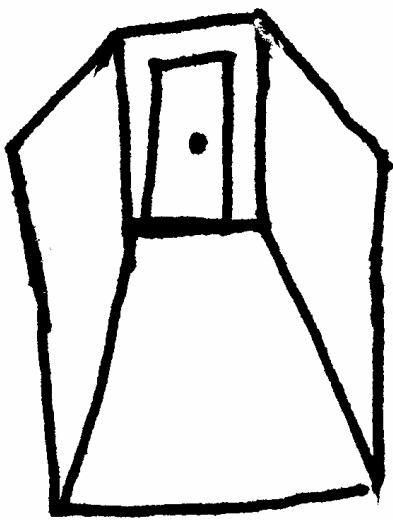
E.



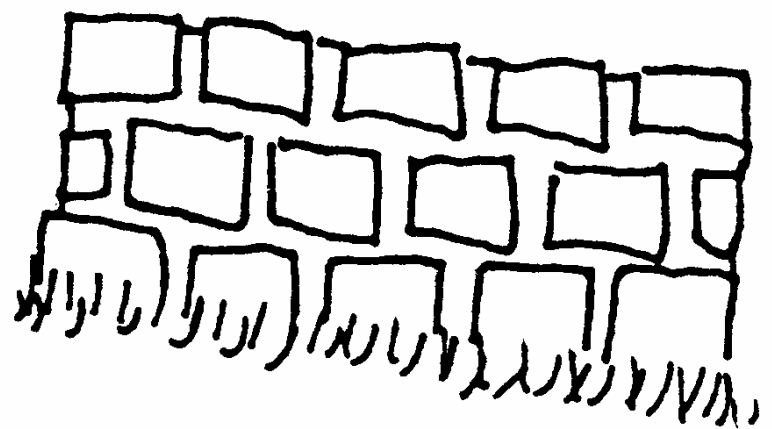
F.



G.



H.



1.

all

2.

Bk 1 - # 30

call

3.

ball

4.

tall

5.

wall

6.

fall


7.

hall

8.


mall

A.




B.


Bk 2 - # 1




C.




D.




E.




F.




G.



H.



I.



J.



1.

mit ten

2.

Bk 2- # 1

kit ten

3.

muf fin

4.

pup pet

5.

rab bit

6.

bas set

7.

bon net

8.

bob bin

9.

hid den

10.


ten nis

A.

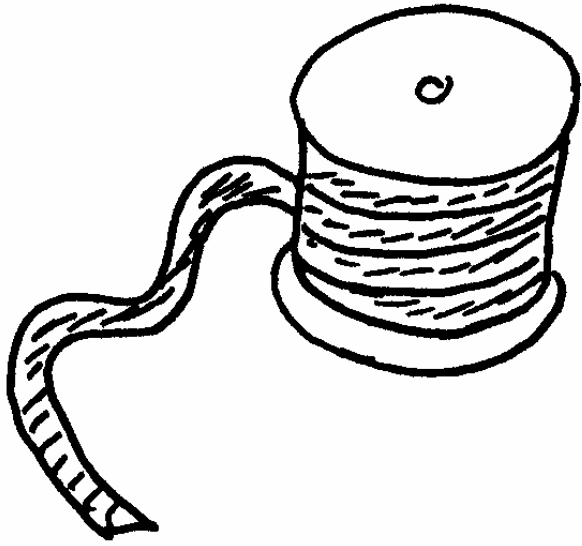


B.


Bk 2 - # 2




C.




D.



E.



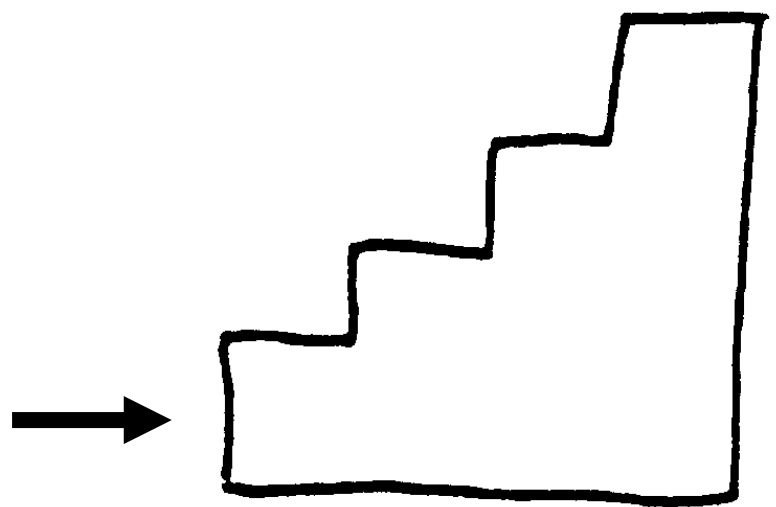
F.



G.



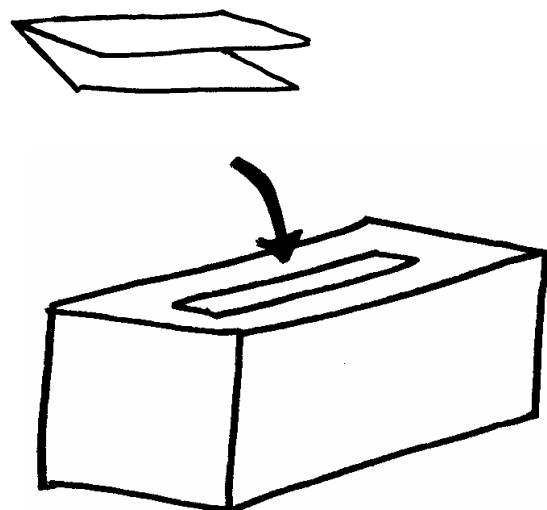
H.




I.



J.




1.


ri**b** bon  


2.


Bk 2- # 2

le**s** son  


3.

ca**n** non  


4.

ga**l** lop  



5.

ga**l** lon  


6.

ba**l** lot  



7.

bu**t** ton  



8.

su**m** mon  


9.


bo**t** tom  


10.

co**t** ton  



42-43

A.




B.

Bk 2 - # 3




Napkin - Something you use when you eat.


C.



D.




E.



Fabric - Cloth

F.




G.



H.



I.



J.



44-45



1.

basket

2.

Bk 2- # 3

picnic

3.

cactus

4.

hot dog

5.

zigzag

6.

napkin

7.

helmet

8.

upset


9.

fabric

10.

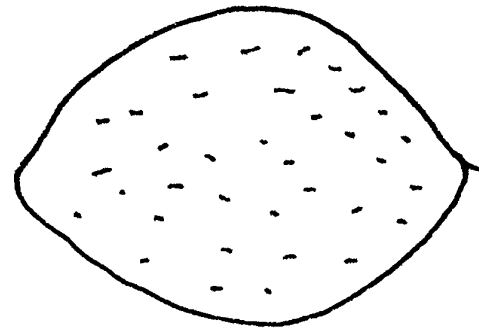
album

A.




B.


Bk 2 - # 4




C.




D.



E.



F.




G.




H.



I.



J.



1.

cab in

2.

Bk 2- # 4

seven

3.

robin

4.

exit

5.

closet

6.

present

7.

wagon

8.

lemon


9.

petal

10.


salad

A.




B.


Bk 2 - # 5



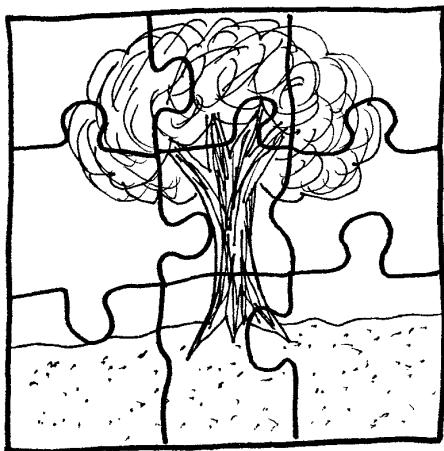
C.




D.



E.




F.




G.



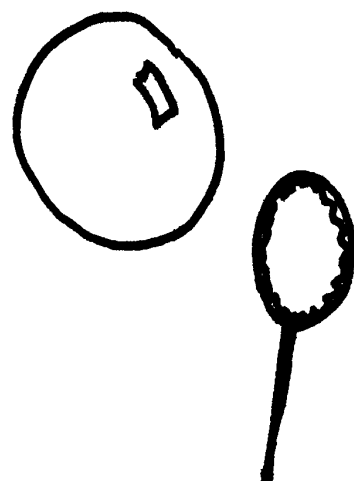
H.



I.



J.



1.

bubbl<sup>x</sup>ē

2.

Bk 2- # 5

puzzl<sup>x</sup>ē

3.

ruffl<sup>e</sup>

4.

tussl<sup>e</sup>

5.

uncl<sup>e</sup>

6.

gigg<sup>i</sup>le

7.

twinkl<sup>i</sup>e

8.

toppl<sup>e</sup>

9.

kettl<sup>e</sup>

10.

candl<sup>e</sup>

Vowel Pair Introduction - Long A Sound

Explain to the students: When two vowels go walking, the first one does the talking. The first vowel gets to say its name. The second vowel has to be quiet. Point to each vowel pair and have students say the sound.






Split-Vowel Pair Introduction - Long A Sound

Explain to the students: Sometimes two vowels go walking, but a consonant squeezes between the vowels. It wants to go for a walk, too. Still, when two vowels go walking, the first one does the talking. The first vowel says its name, and the second vowel has to be quiet. Point to the split-vowel pair and have students say the sound. Explain that the line shows where the consonant will be. The consonant isn't shown because any consonant could be between the vowels.



Vowel Pair Introduction - Long E Sound






Explain to the students: When two vowels go walking, the first one does the talking. The first vowel gets to say its name. The second vowel has to be quiet. Point to each vowel pair and have students say the sound.



Split-Vowel Pair Introduction - Long E Sound

Explain to the students: Sometimes two vowels go walking, but a consonant squeezes between the vowels. It wants to go for a walk, too. Still, when two vowels go walking, the first one does the talking. The first vowel says its name, and the second vowel has to be quiet. Point to the split-vowel pair and have students say the sound. Explain that the line shows where the consonant will be. The consonant isn't shown because any consonant could be between the vowels.



Vowel Pair Introduction	Split-Vowel Pair Introduction
<p>Explain to the students: When two vowels go walking, the first one does the talking. The first vowel gets to say its name. The second vowel has to be quiet. Point to each vowel pair and have students say the sound.</p>	<p>Explain to the students: Sometimes two vowels go walking, but a consonant squeezes between the vowels. It wants to go for a walk, too. Still, when two vowels go walking, the first one does the talking. The first vowel says its name, and the second vowel has to be quiet. Point to the split-vowel pair and have students say the sound. Explain that the line shows where the consonant will be. The consonant isn't shown because any consonant could be between the vowels.</p>
	
Follow The Leader Introduction	
<p>Explain: These letters are playing "follow the leader." The vowel is the leader, and gets to say its name. The two consonants that follow say their regular sound. But watch out! Letters with an x above them are silent. Have students say the sound for each pattern.</p>	
	
	



Long Vowel Patterns


<div><div>ā</div><div><div>Name Brad</div><div>Spelling A</div><div>ground out</div><div>mouth couch</div><div>flour shout</div><div>mountain loud</div></div></div>	<div><div>ē</div><div></div></div>	<div><div>ī</div><div></div></div>
--	---	---

<div>ai rain</div>	<div>ee feet</div>	<div>ie pie</div>
<div>ay play</div>	<div>ei weird</div>	
	<div>ey key</div>	
	<div>ea eat</div>	

<div>a_e safe</div>	<div>e_e these</div>	<div>i_e pine</div>
---------------------	----------------------	---------------------


<div><p>Before looking at this chart, go over the three Vowel Introduction Pages to introduce these new types of vowel patterns.</p><p>On this chart, point out that the top part of the chart shows vowel pairs, the middle part shows split-vowel pairs with a place for a consonant to squeeze in between the vowels, and the bottom part shows "follow the leader" patterns.</p></div>	<div><p>Point to the vowels with the sound pictures on the top row of this page; have students say the sounds. If needed, model the sounds and have the students repeat.</p><p>Going down each column, have students say the sound and key word as you point to each pattern. At first, model the sounds and keywords and have the students repeat.</p><p>Continue to practice in the same way daily. As soon as possible students should say the sounds and key words on their own.</p></div>	<div><div>igh<sup>x</sup> night</div><div>ind find</div><div>ild child</div><div>The x's over the g and the h tell us not to pronounce those letters.</div></div>
--	--	---

A.




B.


Bk 2 - # 6




C.



D.



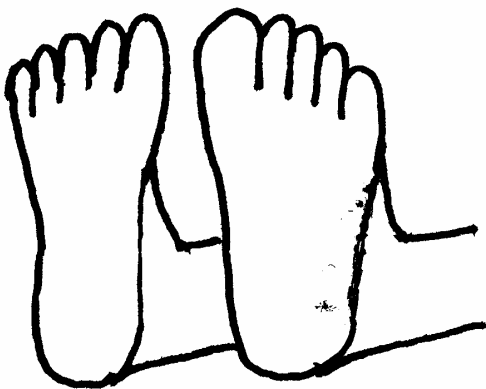
E.




F.




G.




H.



I.



J.



52-53

1.

see

2.

Bk 2- # 6

seed

3.

feet

4.

deer

5.

tree

6.

three

7.

sheep

8.

green


9.

sleep

10.

street


A.



Eve

B.

Bk 2 - # 7




You are here.

C.



Pete

D.



E.

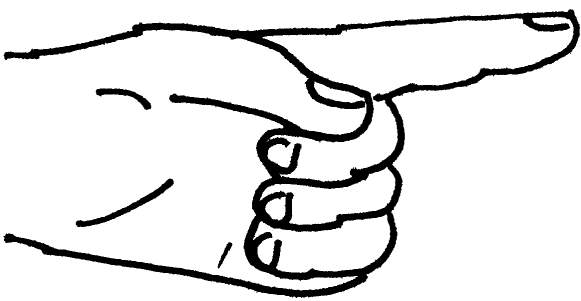


F.




Steve

G.



It is over there.

H.



Where is my sock?

1.

here

2.

Bk 2- # 7

Pete

3.

these

4.

Eve


5.

grebe

6.

Steve

7.




where<sup>x</sup>

8.



there<sup>x</sup>





In some words, the letter e at the end does not do its job of making the first vowel say its name. It is too lazy to do its job. It falls asleep instead. In this program we call it a "lazy e." It is not pronounced.

A.




B.

Bk 2 - # 8

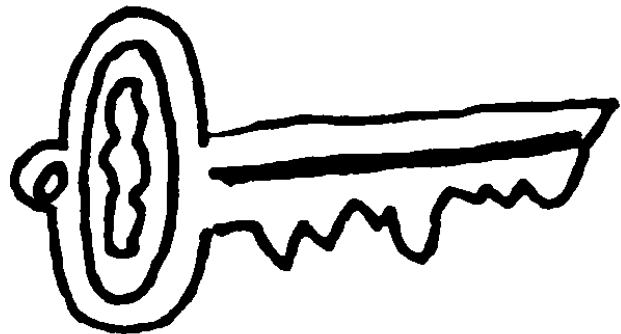


Weird: Strange, unusual


C.




D.




E.



F.

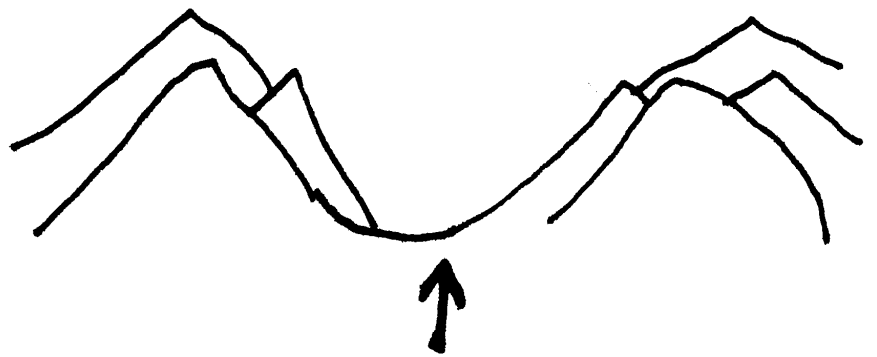


G.




Seize: Take


H.



I.



J.



68-69

1.

weird

2.

Bk 2- # 8

seize

3.

key

4.

valley

5.

trolley

6.

donkey

7.

chimney

8.

honey


9.

money

10.


monkey

A.




B.

Bk 2 - # 9




C.




D.




E.




F.




G.




H.



I.



J.





1.

eat

2.

Bk 2- # 9

meat

3.

ear

4.

year

5.

read

6.

beak

7.

beach

8.

leaf


9.

least

10.

team

A.



B.


Bk 2 - # 10




C.



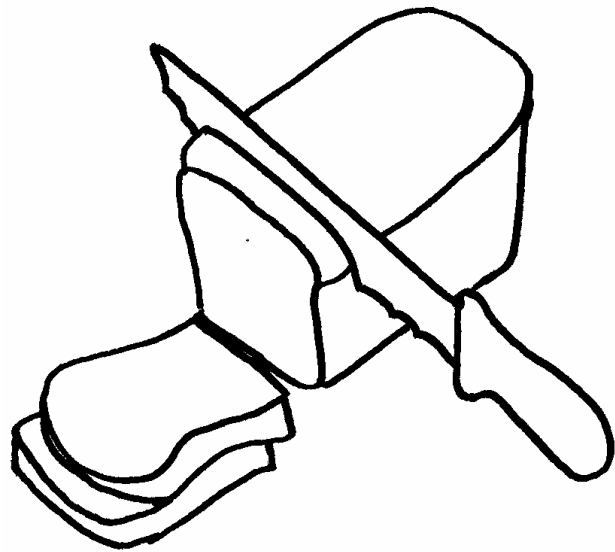
D.




E.



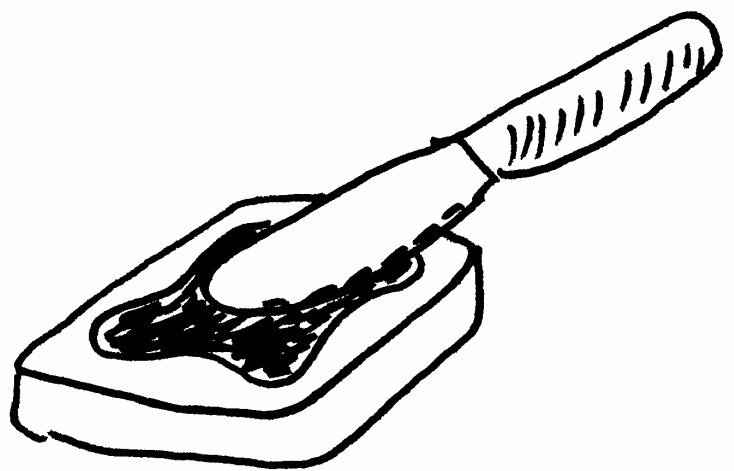
F.




G.




H.



I.



J.



72-73

1.

head

2.

Bk 2- # 10

lead

3.

dead

4.

bread

5.

spread

6.

thread

7.

sweat

8.

wealth

9.

health

10.

deaf

A.




B.


Bk 2 - # 11




C.




D.




E.




F.




G.




H.



I.



J.



82-83

1.

sail

2.

Bk 2- # 11

tail

3.

nail

4.

snail

5.

hair

6.

chair

7.

wait

8.

rain

9.

train

10.

paint


82-83

A.




B.


Bk 2 - # 12




C.



D.



E.




F.



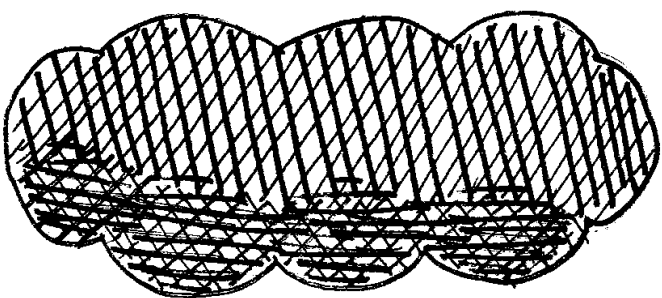
G.



H.



I.



J.



1.

pay

2.

Bk 2- # 12

hay

3.

day

4.

say

5.

lay

6.

way

7.

play

8.

gray

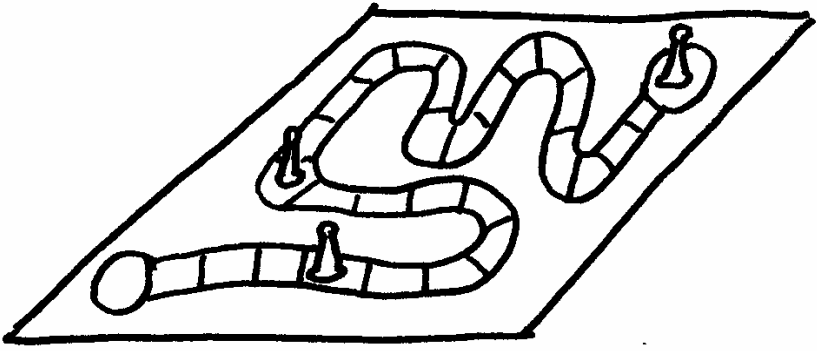
9.

tray

10.


spray

A.

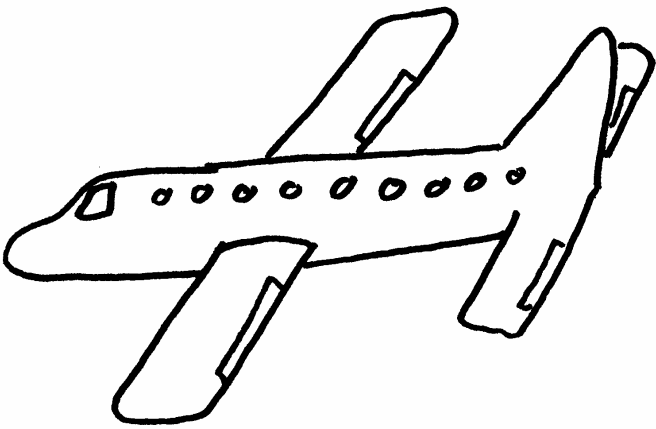


B.


Bk 2 - # 13




C.



D.




E.



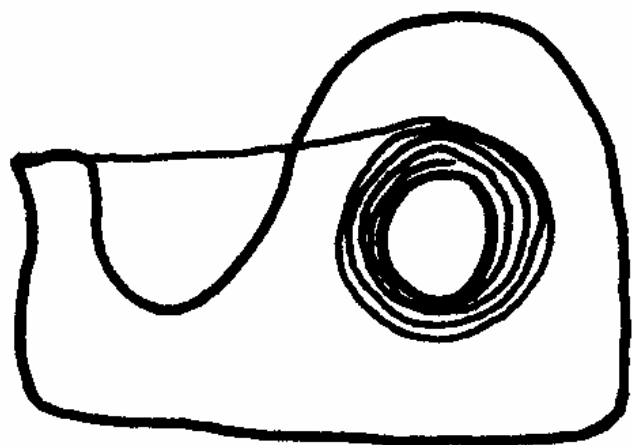
F.




G.




H.



I.



J.





1.

lake

2.

Bk 2- # 13

bake

3.

save

4.

cave

5.

game

6.

tape

7.

vase

8.

gate


9.

skate

10.


plane

A.




B.

Bk 2 - # 14



C.



D.



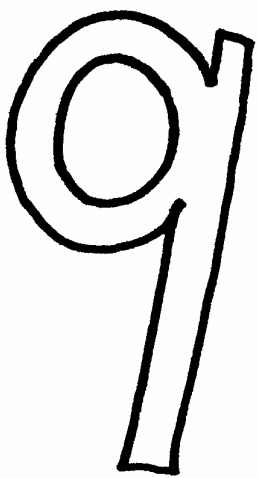
E.



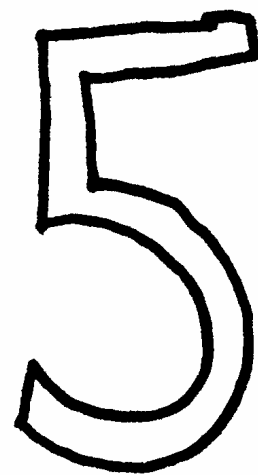
F.




G.



H.



I.



J.



100-101

1.

nine

2.

Bk 2- # 14

line

3.

five

4.

fire

5.

dime

6.

time

7.

bike

8.

ride

9.


slide

10.

smile

100-101

A.




B.


Bk 2 - # 15




C.




D.



E.



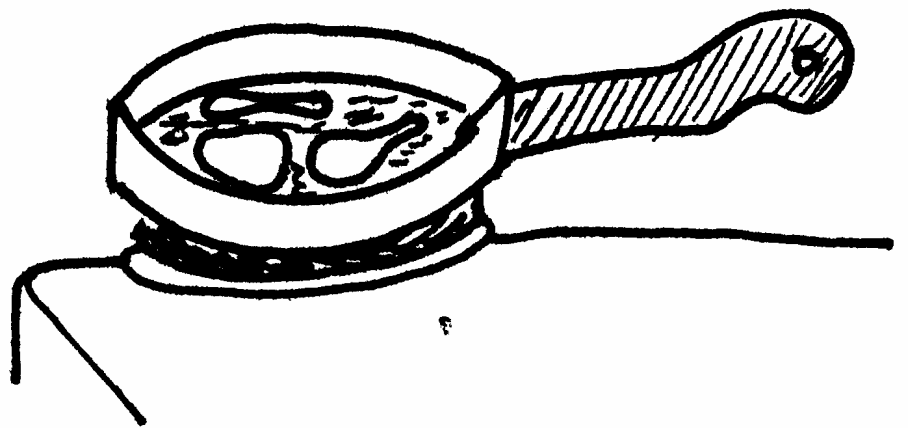
F.




G.



H.



I.



1.

tie

2.

Bk 2- # 15

pie

3.

lie

4.

die

5.

cries

6.

flies

7.

fries

8.


necktie

9.



friend

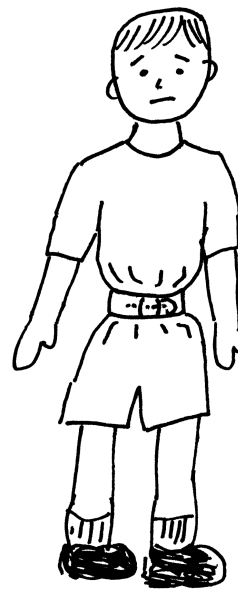
A.




$$\begin{array}{r} 2 \\ + 2 \\ \hline 4 \end{array}$$

B.


Bk 2 - # 16




C.



D.




E.




F.




G.




H.



I.



J.



104-105

1.

night

2.

Bk 2- # 16

fight

3.

light

4.

right

5.

tight

6.

bright

7.

flight

8.

frighten

9.

high

10.

×  
knight

104-105

A.




Be kind to the cat.

B.

Bk 2 - # 17

72°


C.



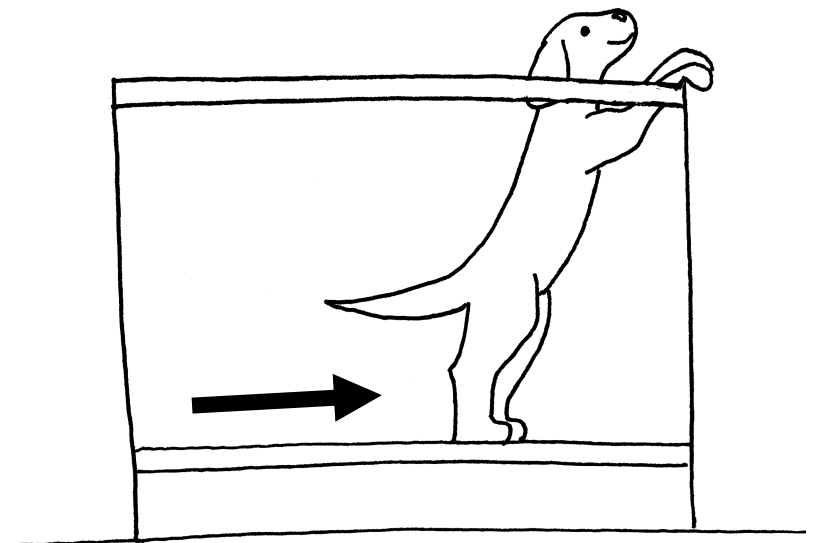
D.



E.




F.




G.

Pick up Brad  
at airport  
8:30 a.m.

H.



I.



J.



106-107



1.

find

2.

Bk 2- # 17

blind

3.

grind

4.

hind

5.

kind

6.

bēhind

7.

rēmind

8.

child


9.

wild

10.


mild

A.




B.


Bk 2 - # 18



C.



D.



E.



F.




G.



H.



I.



J.



1.

bun ny

2.

Bk 2- # 18

pup py

3.

hap py

4.

dad dy

5.

pen ny

6.

jelly

7.

hol ly

8.

silly

9.


can dy

10.

windy

124-125

A.




B.

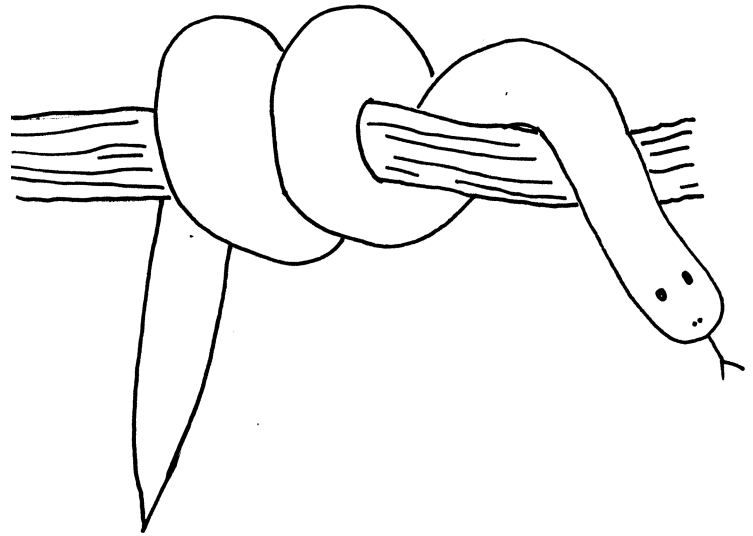
Bk 2 - # 19



C.




D.



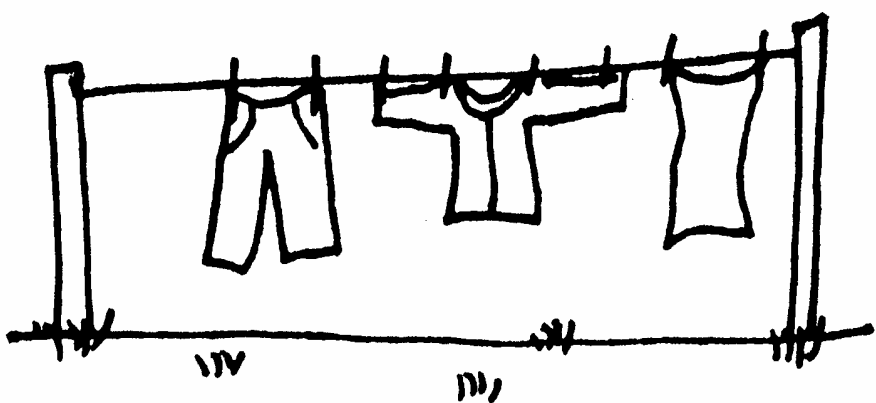
E.




F.



G.



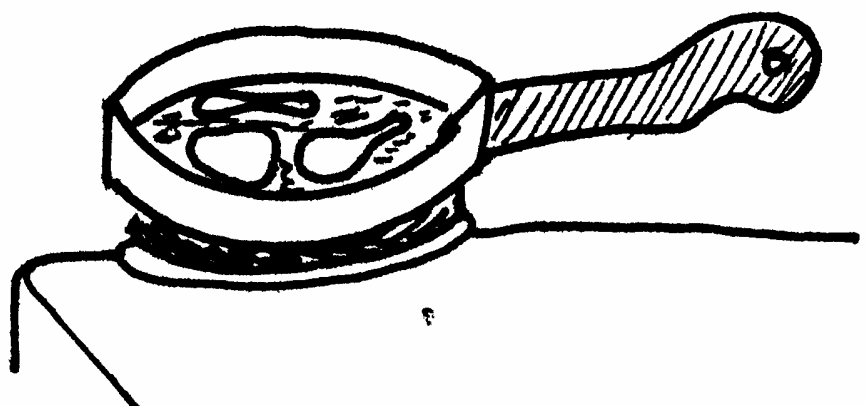
H.



I.



J.



1.

my

2.

Bk 2- # 19

by

3.

fry

4.

cry

5.

fly

6.

sky

7.

dry

8.

why

9.

python

10.

reply