

## Oral Blending Set 12

### 3-Sound Words

b-u-s	k-i-ck
j-e-t	c-a-t
f-a-n	b-e-d
d-o-g	s-u-n

Lay out all eight pictures face up. Say the name of one picture, pausing between every sound. The student finds that picture, removes it, and repeats the word without the pause. Continue until all the pictures have been removed. If the student is not familiar with any of the pictures, name each picture before beginning the game.

© 2016 by Kathryn J. Davis

## Oral Blending Set 13

### 3-Sound Words

v-a-n	g-u-m
l-e-g	f-i-re
k-i-ss	s-a-fe
p-o-t	z-o-ne

Lay out all eight pictures face up. Say the name of one picture, pausing between every sound. The student finds that picture, removes it, and repeats the word without the pause. Continue until all the pictures have been removed. If the student is not familiar with any of the pictures, name each picture before beginning the game.

© 2016 by Kathryn J. Davis

## Oral Blending Set 14

### 3-Sound Words

h-a-t	c-u-ff
w-e-b	d-ee-r
f-i-zz	v-a-se
h-o-p	h-o-me

Lay out all eight pictures face up. Say the name of one picture, pausing between every sound. The student finds that picture, removes it, and repeats the word without the pause. Continue until all the pictures have been removed. If the student is not familiar with any of the pictures, name each picture before beginning the game.

© 2016 by Kathryn J. Davis

## Oral Blending Set 15

### 3-Sound Words

y-a-k	m-u-d
n-e-t	f-i-ve
l-i-ck	w-a-ve
l-o-g	f-ee-t

Lay out all eight pictures face up. Say the name of one picture, pausing between every sound. The student finds that picture, removes it, and repeats the word without the pause. Continue until all the pictures have been removed. If the student is not familiar with any of the pictures, name each picture before beginning the game.

© 2016 by Kathryn J. Davis

## Oral Blending Set 16

### 3-Sound Words

t-a-g	m-a-ze
p-i-g	c-o-ne
m-o-p	d-ee-r
n-u-t	t-ai-l

Lay out all eight pictures face up. Say the name of one picture, pausing between every sound. The student finds that picture, removes it, and repeats the word without the pause. Continue until all the pictures have been removed. If the student is not familiar with any of the pictures, name each picture before beginning the game.

© 2016 by Kathryn J. Davis

## Oral Blending Set 17

### 3-Sound Words

g-a-s	m-ai-l
qu-i-ll	h-aw-k
r-o-d	b-oo-t
r-u-n	w-oo-d

Lay out all eight pictures face up. Say the name of one picture, pausing between every sound. The student finds that picture, removes it, and repeats the word without the pause. Continue until all the pictures have been removed. If the student is not familiar with any of the pictures, name each picture before beginning the game.

© 2016 by Kathryn J. Davis

## Oral Blending Set 18

### 3-Sound Words

j-a-m	sh-i-p
z-i-p	f-i-sh
d-o-ll	w-i-g
sh-e-ll	r-a-m

Lay out all eight pictures face up. Say the name of one picture, pausing between every sound. The student finds that picture, removes it, and repeats the word without the pause. Continue until all the pictures have been removed. If the student is not familiar with any of the pictures, name each picture before beginning the game.

© 2016 by Kathryn J. Davis

## Oral Blending Set 19

### 3-Sound Words

m-o-th	th-a-t
th-u-mb	qu-a-ck
b-a-th	t-a-b
th-i-s	ch-o-p

Lay out all eight pictures face up. Say the name of one picture, pausing between every sound. The student finds that picture, removes it, and repeats the word without the pause. Continue until all the pictures have been removed. If the student is not familiar with any of the pictures, name each picture before beginning the game.

© 2016 by Kathryn J. Davis

## Oral Blending Set 20

### 3-Sound Words

ch-i-ck  
ch-e-ss  
r-i-ch  
y-a-m

n-a-p  
g-oo-se  
b-oo-k  
s-ea-l

Lay out all eight pictures face up. Say the name of one picture, pausing between every sound. The student finds that picture, removes it, and repeats the word without the pause. Continue until all the pictures have been removed. If the student is not familiar with any of the pictures, name each picture before beginning the game.

© 2016 by Kathryn J. Davis

## Oral Blending Set 21

### 3-Sound Words

h-ou-se  
b-ow-l  
t-ow-n  
h-au-l


b-a-ll  
sh-ou-t  
w-a-sh  
s-ou-p

Lay out all eight pictures face up. Say the name of one picture, pausing between every sound. The student finds that picture, removes it, and repeats the word without the pause. Continue until all the pictures have been removed. If the student is not familiar with any of the pictures, name each picture before beginning the game.

© 2016 by Kathryn J. Davis

## Sets 12 - 22

### Three-Sound Words



## Oral Blending Set 22

### 3-Sound Words

b-u-sh  
w-a-ll  
p-u-ll  
p-u-t

b-oi-l  
c-oi-n  
s-oi-l  
s-oa-p

Lay out all eight pictures face up. Say the name of one picture, pausing between every sound. The student finds that picture, removes it, and repeats the word without the pause. Continue until all the pictures have been removed. If the student is not familiar with any of the pictures, name each picture before beginning the game.


© 2016 by Kathryn J. Davis

# *Intermediate*

# Picture Cards

# For Oral Blending


© 2016 by Kathryn J. Davis




3-Sound  
Words Set 12




3-Sound  
Words Set 12



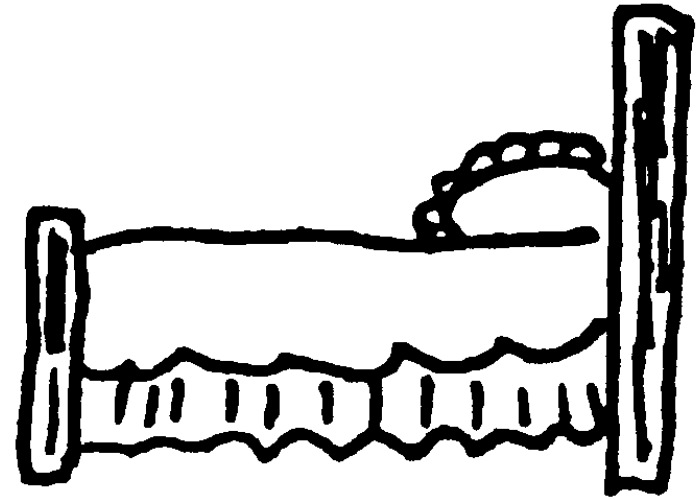
3-Sound  
Words Set 12




3-Sound  
Words Set 12




3-Sound  
Words Set 12




3-Sound  
Words Set 12




3-Sound  
Words Set 12



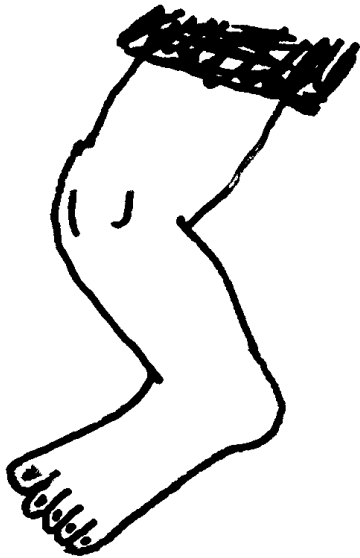
3-Sound  
Words Set 12



3-Sound  
Words Set 13



3-Sound  
Words Set 13




3-Sound  
Words Set 13




3-Sound  
Words Set 13




3-Sound  
Words Set 13




3-Sound  
Words Set 13




3-Sound  
Words Set 13




3-Sound  
Words Set 13




3-Sound  
Words Set 14



3-Sound  
Words Set 14




3-Sound  
Words Set 14



3-Sound  
Words Set 14







3-Sound  
Words Set 14




3-Sound  
Words Set 14




3-Sound  
Words Set 14



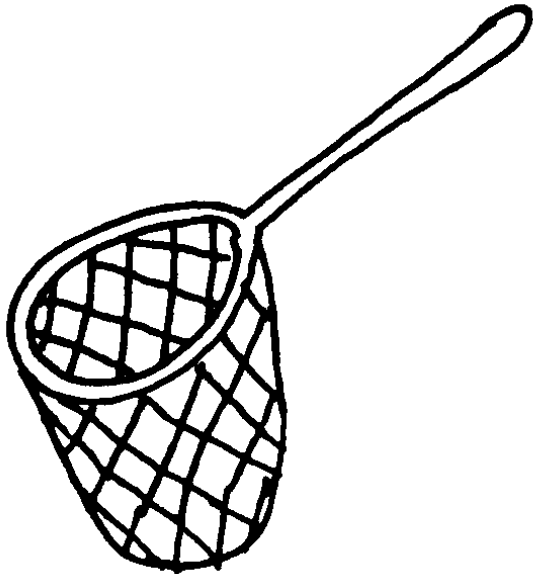
3-Sound  
Words Set 14



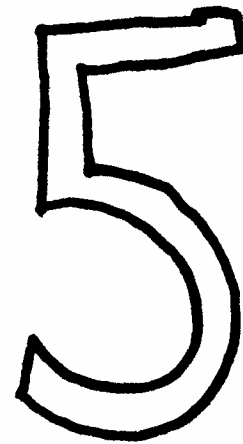
3-Sound  
Words Set 15



3-Sound  
Words Set 15



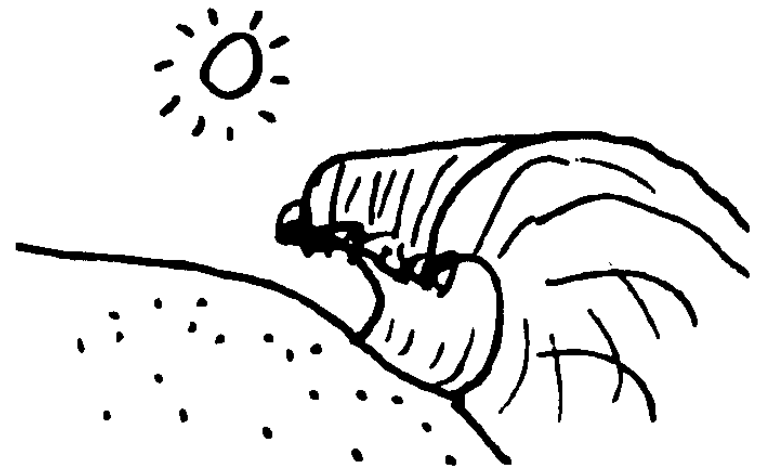
3-Sound  
Words Set 15




3-Sound  
Words Set 15



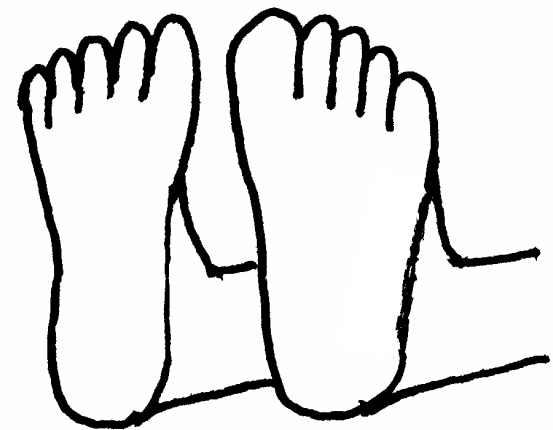
3-Sound  
Words Set 15




3-Sound  
Words Set 15




3-Sound  
Words Set 15




3-Sound  
Words Set 15



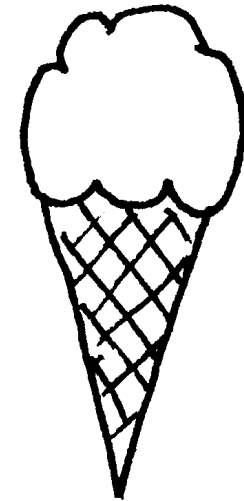
3-Sound  
Words Set 16




3-Sound  
Words Set 16




3-Sound  
Words Set 16




3-Sound  
Words Set 16




3-Sound  
Words Set 16




3-Sound  
Words Set 16



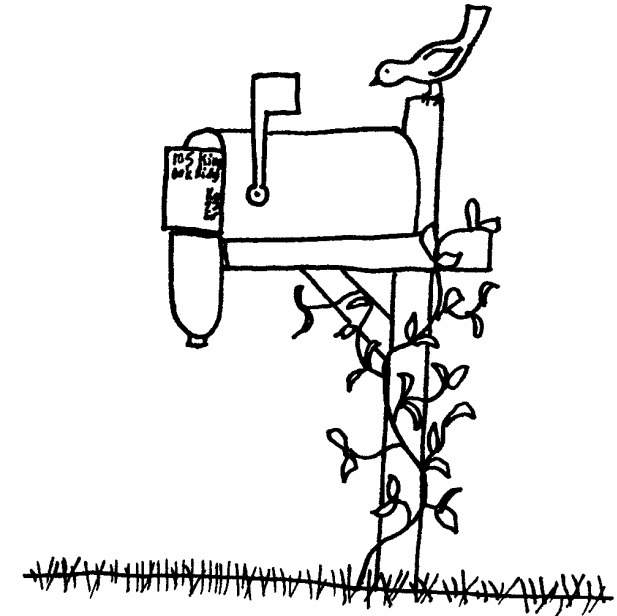
3-Sound  
Words Set 16




3-Sound  
Words Set 16




3-Sound  
Words Set 17



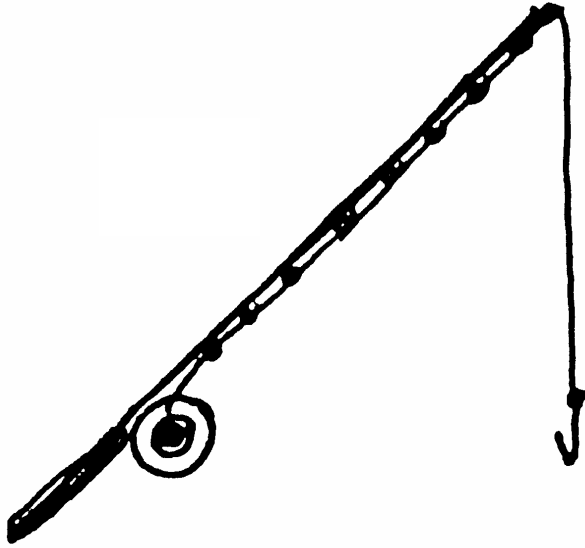
3-Sound  
Words Set 17



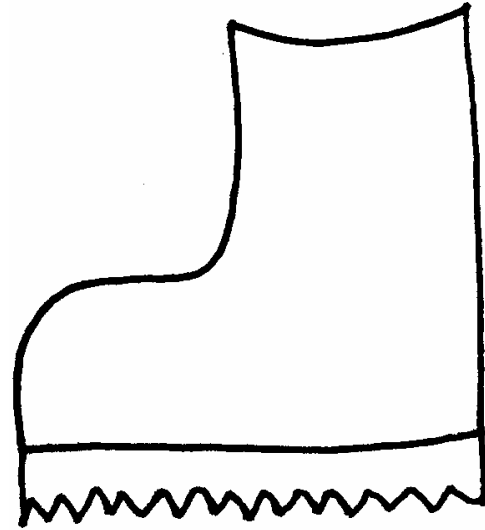
3-Sound  
Words Set 17



3-Sound  
Words Set 17



3-Sound  
Words Set 17




3-Sound  
Words Set 17




3-Sound  
Words Set 17



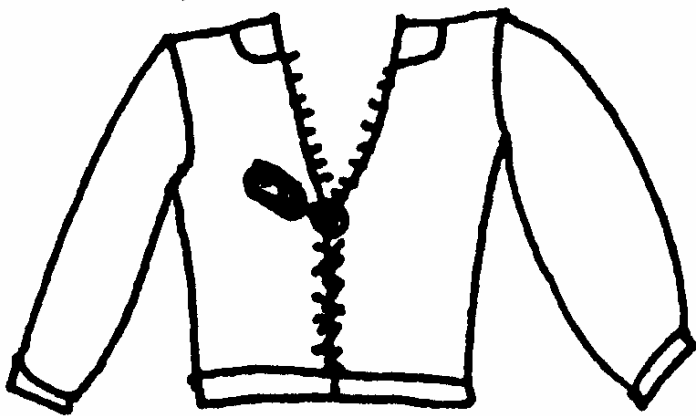
3-Sound  
Words Set 17




3-Sound  
Words Set 18



3-Sound  
Words Set 18



3-Sound  
Words Set 18



3-Sound  
Words Set 18







3-Sound  
Words Set 18




3-Sound  
Words Set 18




3-Sound  
Words Set 18



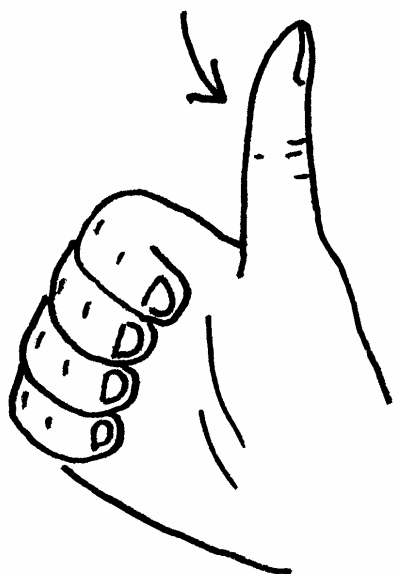
3-Sound  
Words Set 18




3-Sound  
Words Set 19




3-Sound  
Words Set 19




3-Sound  
Words Set 19




3-Sound  
Words Set 19



3-Sound  
Words Set 19




3-Sound  
Words Set 19




3-Sound  
Words Set 19




3-Sound  
Words Set 19




3-Sound  
Words Set 20



3-Sound  
Words Set 20




3-Sound  
Words Set 20



3-Sound  
Words Set 20




3-Sound  
Words Set 20




3-Sound  
Words Set 20




3-Sound  
Words Set 20




3-Sound  
Words Set 20




3-Sound  
Words Set 21




3-Sound  
Words Set 21




3-Sound  
Words Set 21




3-Sound  
Words Set 21




3-Sound  
Words Set 21




3-Sound  
Words Set 21




3-Sound  
Words Set 21



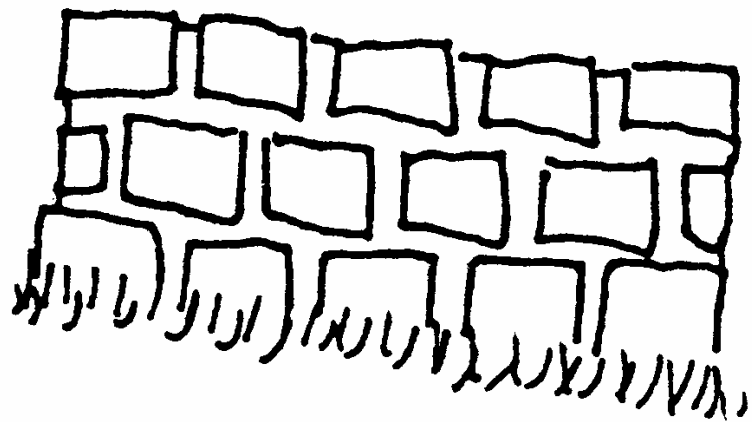
3-Sound  
Words Set 21



3-Sound  
Words Set 22



3-Sound  
Words Set 22




3-Sound  
Words Set 22




3-Sound  
Words Set 22







3-Sound  
Words Set 22



3-Sound  
Words Set 22



3-Sound  
Words Set 22



3-Sound  
Words Set 22