

Use With Any Of These Books

Phonetic Words And Stories, Books 5-8

Basic Phonics Patterns, Books 5-8


Know The Phonetic Code, Volumes 2-3

Updated 2023

Decoding And Comprehension Tests




For Books 5 - 8




Name _____

Decoding And Comprehension Tests For Books 5-8



Kathryn J. Davis



Entire contents copyright © 2023 By Kathryn J. Davis
7223 Cedar Lane Drive
Germantown, TN 38138
(901) 737-4466
All rights reserved.

Permission is hereby granted to teachers, parents, and
tutors to reproduce student materials in this book
for individual or classroom use. Permission is granted
for school-wide reproduction of materials.
Commercial reproduction and
any other use is prohibited.

Printed in the United States of America

The handwriting fonts used in this book are available from
Educational Fontware, Inc, 1-800-806-2155,
<http://www.educationalfontware.com>


Table of Contents

Information For The Teacher	5
-----------------------------------	---

Book 5

ce/cent, ci/city, cy/cycle.....	7
_ace/face, _ice/mice, _use/spruce	8
_ce/fence	9
ir/bird	10
Comprehension Test - <i>A Bird</i>	11
ge/gem, gi/giant, gy/gym	14
_ge/hinge	15
Comprehension Test - <i>Jake's Magic Show</i>	16
ar/car	18
Comprehension Test - <i>Mark's Car</i>	19
er/her	21
er/her, two-syllable words	22
er/her, more two-syllable words	23
Comprehension Test - <i>Oil</i>	24
ur/turtle.....	26
Comprehension Test - <i>The Life Of A Turtle</i>	27
_se/mouse	29
_se/cheese, _ze/freeze	30
Comprehension Test - <i>A Trip To The Farm</i>	31

Book 6

ā/raven.....	33
ē/begin	34
ī/lilac	35
ō/robot.....	36
ō/oval	37
ū/tulip, ū/music	38
Comprehension Test - <i>Baby Sally</i>	39
Syllable Study - cup-cake, bon-fire	42
Syllable Study - trap-eze, cos-tume, flag-pole	43
Syllable Study - shov-el, moth-er, two-syllable umbrella  words.....	44
Syllable Study - con-fess, com-pare, unaccented first syllables with o	45

ëi/veil	46
ëy/they	47
Comprehension Test - <i>The Flagpole</i>	48
ëa/steak	51
Comprehension Test - <i>I Like To Eat</i>	52
ëigh/sleigh, ë/ballet	54
Comprehension Test - <i>A Birthday Treat</i>	55
eū/neutron, eū/Europe	57
ï/pizza	58
ïe/shield	59
Comprehension Test - <i>Two Sleuths</i>	60
Unaccented Middle Syllables - as-tro-naut, di-no-saur	63
Adjacent Vowels In Separate Syllables - re-act, po-em.....	64

Book 7

wor/worm	65
er/heron	66
Comprehension Test - <i>A Good Book</i>	67
or/horse, expanded review	69
Comprehension Test - <i>At The River</i>	70
or/tractor	73
or/sorry	74
Comprehension Test - <i>A Night Visit</i>	75
ar/dollar	77
ar/carrot	78
Comprehension Test - <i>Luke And The Lizard</i>	79
ear/early	81
our/journal	82
Comprehension Test - <i>Rude June</i>	83

Book 8

a/father.....	85
Syllable Study - hel-lo, ze-ro, Open Ending Syllables.....	86
Syllable Study - men-u, tu-tu, Open Ending Syllables	87

Comprehension Test - <i>My Family</i>	88
kn/knife	91
wr/wren	92
gh/ghost, gh/straight	93
Comprehension Test - <i>On The Lawn</i>	94
ought/bought	97
ph/phone.....	98
ugh/laugh	99
Comprehension Test - <i>A Day At The Park</i>	100
ye/rye, y_e/type	103
y/gymnastics	104
qua/quarrel, squa/squash	105
Comprehension Test - <i>Dolphins</i>	106
Comprehension Test - <i>Which One?</i>	108
Answer Key.....	111
Handwriting Models.....	116
Phonics Patterns Sequence	Back Cover

Information For The Teacher

These decoding and comprehension tests can be used with the following books.

- *Phonetic Words And Stories, Books 5, 6, 7, 8*
- *Basic Phonics Patterns, Books 5-6 And 7-8*
- *Know The Phonetic Code, Volumes 2 And 3*

This book can be used along with the *Phonics Patterns Workbook For Books 5-8*, which provides practice reading and spelling the ten new words for each phonetic pattern taught in the *Phonetic Words And Stories* books.

Answer keys are provided at the end of this book.

Provide guidance, modeling, and assistance to students as needed when they are learning how to complete the pages in this book. When students are able to complete the pages independently, follow up by checking the answers as a group. This allows you and the students to discover any problem areas that need support and further explanation.

Work with the students as a whole group when they begin completing the written comprehension questions for the stories. Have students read each question aloud. Invite students to provide oral answers. Record several answers for each question on the board, discussing spelling, word spacing, capitalization, and punctuation as needed. Help students elaborate on their answers by having them discuss the story in response to your prompts. For each question, you can proceed using one or more of the choices below.

- Students choose their favorite answer and copy it onto their papers.
- Students choose to write their own answer, which may be different from the choices shown on the board.
- Students can combine two or more of the answers on the board and write them on their papers.

After students have practiced in this way for a period of time, you can alter this sequence. Have students read the written comprehension questions on their own and write their responses independently. When students have completed this section, work with them as a group to review their answers. Call on volunteers to read their answers aloud. Write some of the responses on the board. Use these to discuss how well the question has been answered. Is there a way to clarify the answer or expand on it? Elicit answers from the students and model the editing process on the board. Also have students check their work to make sure they have correct spelling, capitalization, and punctuation, providing guidance as needed.

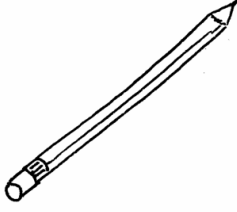


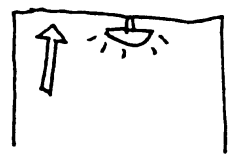

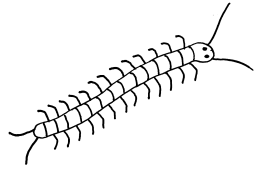




An Alternate Testing Approach

You could also use these pages as both a teaching tool and a testing tool.

1. Teach the new pattern and cover the teaching pages in the student book and phonics workbook.
2. Do the pages in this decoding and comprehension book as a group, doing one item at a time, working together. Ask for students' responses and provide feedback, clarification, and assistance as needed. Monitor the students to be sure they understand each item and have it filled in correctly. Have students complete the written comprehension questions as described on the previous page, working with you as a group.
3. The next day, give students a fresh copy of the decoding, comprehension, and written comprehension pages that were done together. This time, students complete the pages independently, without any help.

Name _____ Date _____






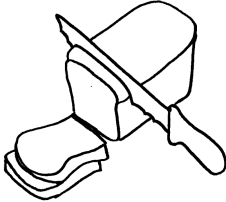




Decoding Test - ce/cent, ci/city, cy/cycle Look at each picture. Fill in the bubble by the correct word.

<p>1.</p>  <p> ① cent ② pen ③ pencil ④ princess </p>	<p>2.</p>  <p> ① city ② cycle ③ cent ④ ceiling </p>
<p>3.</p>  <p> ① centipede ② deceive ③ receive ④ princess </p>	<p>4.</p>  <p> ① fancy ② cycle ③ ceiling ④ princess </p>
<p>5.</p>  <p> ① city ② pencil ③ cycle ④ receive </p>	<p>6.</p>  <p> ① deceive ② centipede ③ city ④ cycle </p>
<p>7.</p>  <p> ① cent ② city ③ fancy ④ pencil </p>	<p>8.</p>  <p> ① cent ② cycle ③ pencil ④ deceive </p>
<p>9.</p>  <p> ① receive ② centipede ③ princess ④ cycle </p>	<p>10.</p>  <p> ① receive ② princess ③ deceive ④ cent </p>

Name _____ Date _____

Decoding Test - _ace/face, _ice/mice, _uce/spruce











Fill in the bubble by the correct word.

<p>1.</p>  <p> ① race ② price ③ spruce ④ face </p>	<p>2.</p>  <p> ① ace ② mice ③ space ④ price </p>
<p>3.</p>  <p> ① rice ② slice ③ ace ④ face </p>	<p>4.</p>  <p> ① race ② ace ③ mice ④ dice </p>
<p>5.</p>  <p> ① spruce ② dice ③ ice ④ mice </p>	<p>6.</p>  <p> ① price ② spruce ③ slide ④ slice </p>
<p>7.</p>  <p> ① price ② pride ③ slice ④ race </p>	<p>8.</p>  <p> ① space ② spruce ③ sprint ④ price </p>
<p>9.</p>  <p> ① rice ② ice ③ mile ④ mice </p>	<p>10.</p>  <p> ① dice ② price ③ rice ④ race </p>

Name _____ Date _____

Decoding Test - _ce/fence









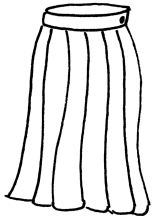

Look at each picture. Fill in the bubble by the correct word.

<p>1.</p>  <p>① fence ② juice ③ lance ④ dance</p>	<p>2.</p>  <p>① prance ② prince ③ fence ④ bounce</p>
<p>3.</p>  <p>① force ② voice ③ prance ④ choice</p>	<p>4.</p>  <p>① lance ② dance ③ land ④ fence</p>
<p>5.</p>  <p>① prince ② fell ③ fence ④ force</p>	<p>6.</p>  <p>① force ② bounce ③ dance ④ fort</p>
<p>7.</p>  <p>① voice ② choice ③ juice ④ dance</p>	<p>8.</p>  <p>① bounce ② fence ③ voice ④ choice</p>
<p>9.</p>  <p>① voice ② juice ③ prance ④ fence</p>	<p>10.</p>  <p>① prince ② couch ③ bounce ④ lance</p>

Name _____ Date _____

Decoding Test - ir/bird

Look at each picture. Fill in the bubble by the correct word.

<p>1.</p>  <p> ① bird ② third ③ dirt ④ squirrel </p>	<p>2.</p>  <p> ① skirt ② girl ③ shirt ④ first </p>
<p>3.</p>  <p> ① fir ② stir ③ bird ④ third </p>	<p>4.</p>  <p> ① squirrel ② bird ③ third ④ girl </p>
<p>5.</p>  <p> ① stir ② skirt ③ dirt ④ third </p>	<p>6.</p>  <p> ① for ② fir ③ first ④ shirt </p>
<p>7.</p>  <p> ① first ② third ③ bird ④ fir </p>	<p>8.</p>  <p> ① bird ② first ③ third ④ skirt </p>
<p>9.</p>  <p> ① skin ② girl ③ shirt ④ skirt </p>	<p>10.</p>  <p> ① squirrel ② squirt ③ skirt ④ girl </p>

Name _____ Date _____

Comprehension Test - A *Bird*

Fill in the bubble to show the correct answer.

1. This girl has a _____ .



- ① dog ② cat ③ bird ④ bud

2. The girl's pet is _____ .

- ① black ② white ③ red ④ while

3. The bird can pick up a _____ .

- ① fence ② city ③ squirrel ④ pencil

4. The pet can _____ .

- ① float ② cook ③ dance ④ race

5. The bird _____ at the girl.

- ① chirps ② spits ③ yells ④ hits

Name _____ Date _____

Comprehension Test - *A Bird*

Fill in the bubble to show the correct answer.

6. The bird likes to sit on the girl's _____ .

- ① leg ② face ③ sleeve ④ skirt

7. The bird _____ the girl.

- ① limes ② kites ③ fights ④ likes

8. The _____ is glad to have a bird.

- ① girl ② shirt ③ dirt ④ stir

9. The girl has a lot of _____ with the bird.

- ① fan ② fin ③ fun ④ run

10. The girl is _____ to the bird.

- ① bad ② rice ③ nice ④ no

Name _____ Date _____

Comprehension Test - *A Bird*

Write the answer.











11. What can the bird do ?

12. What does the girl feed the bird ?

Name _____ Date _____

Decoding Test - ge/gem, gi/giant, gy/gym

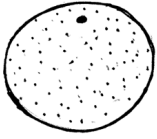


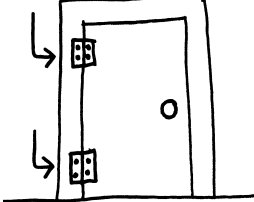



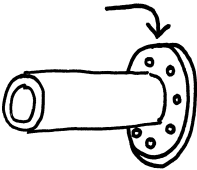


Fill in the bubble by the correct word.

<p>1.</p>  <p>① ace ② page ③ stage ④ age</p>	<p>2.</p>  <p>① gentle ② gel ③ giraffe ④ gem</p>
<p>3.</p>  <p>① giant ② giraffe ③ page ④ squeegee</p>	<p>4.</p>  <p>① gem ② huge ③ hug ④ stage</p>
<p>5.</p>  <p>① gentle ② stage ③ gel ④ gem</p>	<p>6.</p>  <p>① magic ② huge ③ giraffe ④ giant</p>
<p>7.</p>  <p>① magic ② gem ③ gel ④ gentle</p>	<p>8.</p>  <p>① age ② paint ③ page ④ stage</p>
<p>9.</p>  <p>① squeegee ② tepee ③ queen ④ huge</p>	<p>10.</p>  <p>① giraffe ② gel ③ gentle ④ gem</p>

Name _____ Date _____

Decoding Test - _ge/hinge

Look at each picture. Fill in the bubble by the correct word.

<p>1.</p>  <p> ① orange ② revenge ③ hinge ④ gorge </p>	<p>2.</p>  <p> ① hinge ② fringe ③ sting ④ flange </p>
<p>3.</p>  <p> ① orange ② sponge ③ change ④ strange </p>	<p>4.</p>  <p> ① hinge ② plunge ③ fringe ④ thing </p>
<p>5.</p>  <p> ① flange ② change ③ fringe ④ strange </p>	<p>6.</p>  <p> ① orange ② plunge ③ revenge ④ change </p>
<p>7.</p>  <p> ① hinge ② gorge ③ sponge ④ strange </p>	<p>8.</p>  <p> ① flange ② fringe ③ flap ④ sponge </p>
<p>9.</p>  <p> ① orange ② gorge ③ change ④ hinge </p>	<p>10.</p>  <p> ① plum ② sponge ③ flange ④ plunge </p>

Name _____ Date _____

Comprehension Test - *Jake's Magic Show*

Fill in the bubble to show the correct answer.

1. This is _____ .



- ① Jack ② Jill ③ cake ④ Jake

2. He can do _____ tricks .

- ① fringe ② wish ③ magic ④ gem

3. He can get a rabbit out of a _____ .

- ① hat ② hut ③ hot ④ ham

4. He can get a bird out of a _____ .

- ① catch ② cane ③ cage ④ box

5. He can _____ an orange into an apple.

- ① chance ② stage ③ check ④ change

Name _____ Date _____

Comprehension Test - *Jake's Magic Show*

Write the answer.











6. Where does Jake do his magic tricks ?

7. Does Jake change an orange into a plum ?

Name _____ Date _____

Decoding Test - ar/car

Look at each picture. Fill in the bubble by the correct word.

<p>1.</p>  <p> ① car ② jar ③ star ④ park </p>	<p>2.</p>  <p> ① far ② bar ③ card ④ car </p>
<p>3.</p>  <p> ① shark ② dark ③ art ④ share </p>	<p>4.</p>  <p> ① chart ② barn ③ arm ④ star </p>
<p>5.</p>  <p> ① arm ② shark ③ farm ④ far </p>	<p>6.</p>  <p> ① arm ② farm ③ bark ④ march </p>
<p>7.</p>  <p> ① star ② large ③ chart ④ barn </p>	<p>8.</p>  <p> ① hard ② dark ③ garden ④ car </p>
<p>9.</p>  <p> ① chat ② charm ③ farm ④ chart </p>	<p>10.</p>  <p> ① cart ② art ③ arm ④ shark </p>

Name _____ Date _____

Comprehension Test - *Mark's Car*

Fill in the bubble to show the correct answer.

1. Mark has a _____ .

- ① jeep ② truck ③ bus ④ car

2. It is _____ .

- ① red ② white ③ black ④ gray

3. Mark is _____ when he drives.

- ① third ② soft ③ first ④ safe

4. Mark drives to _____ .

- ① his job ② a barn ③ a farm ④ the park

5. When it is dark, Mark drives _____ .

- ① into a ditch ② in a wild way
③ like a jet plane ④ with the lights on

Name _____ Date _____

Comprehension Test - *Mark's Car*

Write the answer.








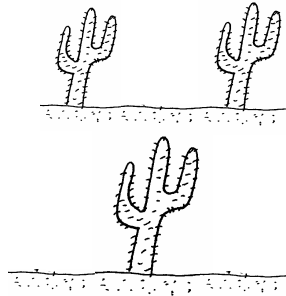

6. What size is Mark's car ?

7. When he gets to his job, what does Mark
do with his car ?

Name _____ Date _____

Decoding Test - er/her



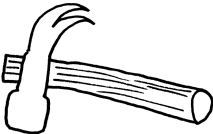







Look at each picture. Fill in the bubble by the correct word.

<p>1.</p>  <p>① herd ② her ③ fern ④ help</p>	<p>2.</p>  <p>① perch ② desert ③ verb ④ clerk</p>
<p>3.</p>  <p>① serve ② verse ③ her ④ herd</p>	<p>4.</p>  <p>① fern ② serve ③ perch ④ seven</p>
<p>5.</p>  <p>① dessert ② herd ③ perch ④ verse</p>	<p>6.</p>  <p>① desert ② clerk ③ perch ④ peach</p>
<p>7.</p>  <p>① verb ② herd ③ fern ④ feet</p>	<p>8.</p>  <p>① her ② desert ③ dress ④ serve</p>
<p>9.</p>  <p>① verb ② verse ③ vest ④ serve</p>	<p>10.</p> <p>Roses are red Violets are blue</p> <p>① dessert ② perch ③ verse ④ verb</p>

Name _____ Date _____

Decoding Test - er/her, two-syllable words


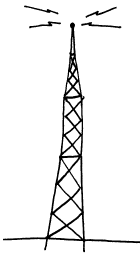


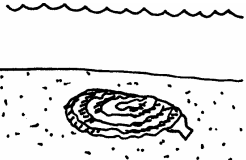
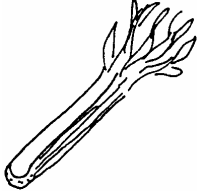

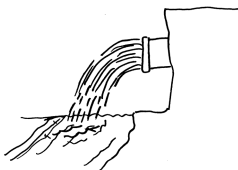


Fill in the bubble by the correct word.

<p>1.</p>  <p>① hammer ② ladder ③ letter ④ under</p>	<p>2.</p>  <p>① number ② dinner ③ butter ④ river</p>
<p>3.</p>  <p>① hamper ② summer ③ after ④ hammer</p>	<p>4.</p>  <p>① center ② better ③ letter ④ pepper</p>
<p>5.</p>  <p>① thunder ② under ③ number ④ after</p>	<p>6.</p>  <p>① supper ② buzzer ③ gutter ④ butter</p>
<p>7.</p>  <p>① locker ② copper ③ soccer ④ zipper</p>	<p>8.</p>  <p>① river ② winter ③ sister ④ litter</p>
<p>9.</p>  <p>① hammer ② ever ③ mister ④ river</p>	<p>10.</p>  <p>① slipper ② zipper ③ ladder ④ dinner</p>

Name _____ Date _____

Decoding Test - er/her, more two-syllable words

Fill in the bubble by the correct word.

<p>1.</p>  <p> ① oyster ② feather ③ water ④ flower </p>	<p>2.</p>  <p> ① celery ② sweater ③ tower ④ either </p>
<p>3.</p>  <p> ① feather ② weather ③ neither ④ either </p>	<p>4.</p>  <p> ① sweater ② weather ③ flower ④ celery </p>
<p>5.</p>  <p> ① boy ② toys ③ oyster ④ enjoy </p>	<p>6.</p>  <p> ① cent ② princess ③ dessert ④ celery </p>
<p>7.</p>  <p> ① water ② sweater ③ feather ④ weather </p>	<p>8.</p>  <p> ① wasp ② watch ③ water ④ waffle </p>
<p>9.</p>  <p> ① either ② weird ③ seize ④ neither </p>	<p>10.</p>  <p> ① weather ② flower ③ oyster ④ neither </p>

Name _____ Date _____

Comprehension Test - *Oil*

Fill in the bubble to show the correct answer.

1. Oil comes from plants and animals from _____.

- ① a farm ② a city
③ long ago ④ last week

2. People dig deep holes called _____
to pump up the oil.

- ① ditches ② oil wells ③ sharks ④ ladders

3. Gas made from oil will run _____ .

- ① cars and trucks ② goats and sheep ③ clocks

4. _____ can be made from oil.

- ① Water ② Grass ③ Plastic ④ Air

5. _____ can be made from plastic.

- ① Light ② Toys ③ Bread ④ Milk

Name _____ Date _____

Comprehension Test - *Oil*

Write the answer.

6. How do people get oil out of the ground ?

A series of horizontal lines for handwriting practice. Each set consists of a solid top line, a dashed midline, and a solid bottom line. There are three such sets stacked vertically, providing a template for practicing letter height and placement.




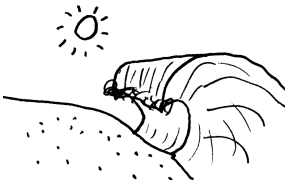






7. What can be made from oil?

A series of horizontal lines for handwriting practice. Each set consists of a solid top line, a dashed midline, and a solid bottom line. There are three such sets stacked vertically.

Name _____ Date _____

Decoding Test - ur/turtle

Look at each picture. Fill in the bubble by the correct word.

<p>1.</p>  <p>① turn ② turnip ③ turtle ④ turkey</p>	<p>2.</p>  <p>① surf ② hurt ③ turtle ④ purple</p>
<p>3.</p>  <p>① burn ② churn ③ curve ④ church</p>	<p>4.</p>  <p>① turnip ② surf ③ church ④ hurt</p>
<p>5.</p>  <p>① curve ② turkey ③ hurt ④ turtle</p>	<p>6.</p>  <p>① churn ② burn ③ curve ④ church</p>
<p>7.</p>  <p>① turkey ② turnip ③ turtle ④ turn</p>	<p>8.</p>  <p>① churn ② burn ③ curve ④ surf</p>
<p>9.</p>  <p>① hurt ② purple ③ turtle ④ turnip</p>	<p>10.</p>  <p>① church ② churn ③ curve ④ purple</p>

Name _____ Date _____

Comprehension Test - *The Life Of A Turtle*

Fill in the bubble to show the correct answer.

1. A turtle has a _____ to keep it safe.

- ① hat ② shed ③ sell ④ shell

2. A turtle can swim well.

- ① Yes ② No

3. In the winter, a turtle _____ .

- ① jumps ② sleeps ③ plays ④ floats

4. When it gets warm a turtle _____ .

- ① lays eggs on the land ② stays in the lake
③ runs a race ④ sits in a tree

5. Little _____ hatch from the eggs .

- ① fish ② turtles ③ birds ④ chickens

Name _____ Date _____

Comprehension Test - *The Life Of A Turtle*

Write the answer.










6. Where do turtles live ?

7. What do turtles do in the winter ?

Name _____ Date _____

Decoding Test - _se/mouse











Look at each picture. Fill in the bubble by the correct word.

<p>1.</p>  <p>① horn ② horse ③ house ④ false</p>	<p>2.</p>  <p>① purse ② purr ③ nurse ④ purple</p>
<p>3.</p>  <p>① horse ② mouse ③ goose ④ cow</p>	<p>4.</p>  <p>① keys ② rinse ③ tense ④ geese</p>
<p>5.</p>  <p>① purse ② mouth ③ house ④ mouse</p>	<p>6.</p>  <p>① bounce ② house ③ goose ④ horse</p>
<p>7.</p>  <p>① rinse ② nurse ③ false ④ purse</p>	<p>8.</p>  <p>① mouse ② geese ③ tense ④ verse</p>
<p>9.</p>  <p>① rinse ② tense ③ goose ④ horse</p>	<p>10.</p> <p>The sun is cold.</p> <p>① house ② face ③ false ④ fence</p>

Name _____ Date _____

Decoding Test - _se/cheese, _ze/freeze

Look at each picture. Fill in the bubble by the correct word.

<p>1.</p>  <p>① rain ② race ③ raise ④ maize</p>	<p>2.</p>  <p>① choose ② juice ③ gauze ④ cruise</p>
<p>3.</p>  <p>① freeze ② cheese ③ choose ④ snooze</p>	<p>4.</p>  <p>① noise ② nose ③ oyster ④ nurse</p>
<p>5.</p>  <p>① purse ② gauze ③ cause ④ pause</p>	<p>6.</p>  <p>① snooze ② choose ③ loose ④ goose</p>
<p>7.</p>  <p>① raise ② cruise ③ snooze ④ zoo</p>	<p>8.</p>  <p>① freeze ② breeze ③ sneeze ④ cruise</p>
<p>9.</p>  <p>① pause ② gauze ③ fault ④ moise</p>	<p>10.</p>  <p>① noise ② snooze ③ maize ④ freeze</p>

Name _____ Date _____

Comprehension Test - *A Trip To The Farm*

Fill in the bubble to show the correct answer.

1. Walter and his mom went to a _____ .

① pet shop ② mall ③ farm ④ park

2. Walter's mom packed lunch in _____ .

① a box ② a bag ③ a basket ④ a big sack

3. Walter saw _____ .

① pigs and chickens ② race cars
③ dogs and cats ④ a bald man

4. Walter saw tall stalks of _____
in the garden.

① pumpkins ② corn ③ grapes ④ rice

5. Walter got to ride on a _____ .

① train ② hawk ③ small pig ④ horse

Name _____ Date _____

Comprehension Test - *A Trip To The Farm*

Write the answer.







6. What did Walter and his mom see at the farm ?

7. Where did Walter and his mom have lunch ?

Name _____ Date _____

Decoding Test - ā/ra-ven




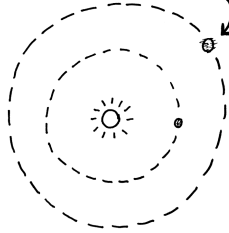





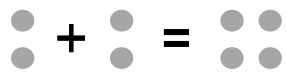
Look at each picture. Fill in the bubble by the correct word.

<p>1.</p>  <p>① lady ② label ③ table ④ baby</p>	<p>2.</p>  <p>① paper ② saber ③ baby ④ lady</p>
<p>3.</p>  <p>① apron ② label ③ saber ④ raven</p>	<p>4.</p>  <p>① acorn ② paper ③ tasty ④ table</p>
<p>5.</p>  <p>① tasty ② label ③ table ④ able</p>	<p>6.</p>  <p>① acorn ② apron ③ saber ④ baby</p>
<p>7.</p>  <p>① baby ② label ③ lady ④ lazy</p>	<p>8.</p>  <p>① later ② paper ③ saber ④ raven</p>
<p>9.</p>  <p>① apron ② acorn ③ baby ④ table</p>	<p>10.</p>  <p>① baby ② tasty ③ lady ④ gravy</p>

Name _____ Date _____

Decoding Test - ē/be-gin


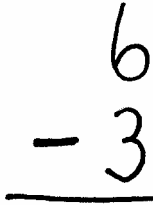







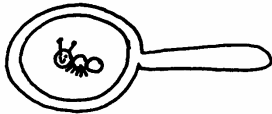
Look at each picture. Fill in the bubble by the correct word.

<p>1.</p>  <p> ① begin ② zebra ③ beside ④ tepee </p>	<p>2.</p>  <p> ① refund ② below ③ secret ④ begin </p>
<p>3.</p>  <p> ① beside ② below ③ equal ④ begin </p>	<p>4.</p>  <p> ① Venus ② refund ③ fever ④ zebra </p>
<p>5.</p>  <p> ① begin ② beside ③ below ④ refund </p>	<p>6.</p>  <p> ① tepee ② equal ③ secret ④ fever </p>
<p>7.</p>  <p> ① refund ② tepee ③ zebra ④ below </p>	<p>8.</p>  <p> ① below ② beside ③ begin ④ Venus </p>
<p>9.</p>  <p> ① zebra ② refund ③ fever ④ tepee </p>	<p>10.</p> <p>$2 + 2 = 4$</p> <p>  </p> <p> ① equal ② secret ③ Venus ④ zebra </p>

Name _____ Date _____

Decoding Test - i/li-lac


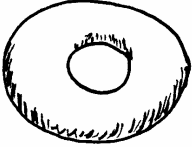



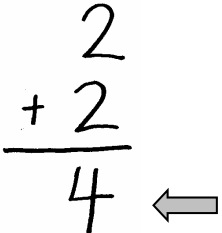

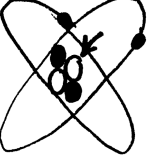

Look at each picture. Fill in the bubble by the correct word.

<p>1.</p>  <p> ① title ② tiny ③ lilac ④ tiger </p>	<p>2.</p>  <p> ① quiet ② minus ③ pilot ④ bison </p>
<p>3.</p>  <p> ① pilot ② ibis ③ ivy ④ quiet </p>	<p>4.</p>  <p> ① tiger ② title ③ quiet ④ lilac </p>
<p>5.</p>  <p> ① ibis ② bison ③ ivy ④ minus </p>	<p>6.</p>  <p> ① title ② ibis ③ pilot ④ bison </p>
<p>7.</p>  <p> ① tiger ② quiet ③ minus ④ tiny </p>	<p>8.</p>  <p> ① pilot ② ivy ③ lilac ④ title </p>
<p>9.</p>  <p> ① ibis ② ivy ③ minus ④ lilac </p>	<p>10.</p>  <p> ① tiger ② tiny ③ title ④ quiet </p>

Name _____ Date _____

Decoding Test - ò/ro-bot



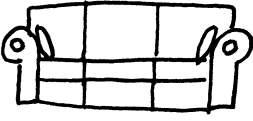




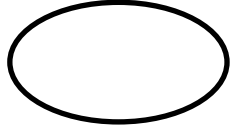


Look at each picture. Fill in the bubble by the correct word.

<p>1.</p>  <p> <input type="radio"/> ① donut <input type="radio"/> ② bonus <input type="radio"/> ③ robot <input type="radio"/> ④ total </p>	<p>2.</p>  <p> <input type="radio"/> ① broken <input type="radio"/> ② program <input type="radio"/> ③ proton <input type="radio"/> ④ donut </p>
<p>3.</p>  <p> <input type="radio"/> ① topaz <input type="radio"/> ② open <input type="radio"/> ③ total <input type="radio"/> ④ bonus </p>	<p>4.</p>  <p> <input type="radio"/> ① program <input type="radio"/> ② proton <input type="radio"/> ③ broken <input type="radio"/> ④ bonus </p>
<p>5.</p>  <p> <input type="radio"/> ① proton <input type="radio"/> ② topaz <input type="radio"/> ③ robot <input type="radio"/> ④ program </p>	<p>6.</p>  <p> <input type="radio"/> ① total <input type="radio"/> ② topaz <input type="radio"/> ③ donut <input type="radio"/> ④ robot </p>
<p>7.</p>  <p> <input type="radio"/> ① donut <input type="radio"/> ② bonus <input type="radio"/> ③ robot <input type="radio"/> ④ open </p>	<p>8.</p>  <p> <input type="radio"/> ① program <input type="radio"/> ② proton <input type="radio"/> ③ robot <input type="radio"/> ④ total </p>
<p>9.</p>  <p> <input type="radio"/> ① topaz <input type="radio"/> ② total <input type="radio"/> ③ broken <input type="radio"/> ④ total </p>	

Name _____ Date _____

Decoding Test - o/o-val


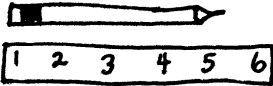
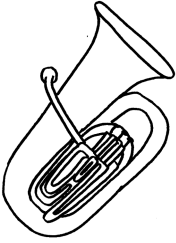


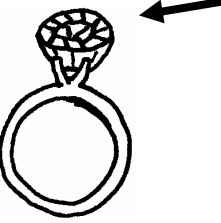


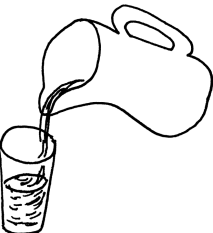

Look at each picture. Fill in the bubble by the correct word.

<p>1.</p>  <p>① sofa ② over ③ pony ④ trophy</p>	<p>2.</p>  <p>① oval ② over ③ okra ④ oboe</p>
<p>3.</p>  <p>① over ② cobra ③ cola ④ sofa</p>	<p>4.</p>  <p>① okra ② oval ③ over ④ cola</p>
<p>5.</p>  <p>① over ② clover ③ oval ④ cola</p>	<p>6.</p>  <p>① oboe ② sofa ③ trophy ④ pony</p>
<p>7.</p>  <p>① sofa ② cola ③ cobra ④ okra</p>	<p>8.</p>  <p>① over ② oval ③ oboe ④ pony</p>
<p>9.</p>  <p>① cola ② sofa ③ clover ④ cobra</p>	<p>10.</p>  <p>① oboe ② over ③ oval ④ okra</p>

Name _____ Date _____

Decoding Test - ū/tu-lip, ū/mū-sic

Look at each picture. Fill in the bubble by the correct word.

<p>1.</p>  <p> ① ruler ② music ③ tulip ④ tuba </p>	<p>2.</p>  <p> ① fluid ② duet ③ ruby ④ ruler </p>
<p>3.</p>  <p> ① tulip ② tuba ③ unite ④ student </p>	<p>4.</p>  <p> ① Cupid ② music ③ student ④ tulip </p>
<p>5.</p>  <p> ① music ② ruler ③ fluid ④ duet </p>	<p>6.</p>  <p> ① ruler ② ruby ③ unite ④ tuba </p>
<p>7.</p>  <p> ① fluid ② music ③ Cupid ④ tulip </p>	<p>8.</p>  <p> ① duet ② ruby ③ tuba ④ ruler </p>
<p>9.</p>  <p> ① unite ② student ③ music ④ fluid </p>	<p>10.</p>  <p> ① tulip ② tuba ③ unite ④ ruler </p>

Name _____ Date _____

Comprehension Test - *Baby Sally*

Fill in the bubble to show the correct answer.

1. Sally is a _____ .

- ① small kitten ② nice lady ③ tiny baby

2. Sally has a _____ .

- ① pink dress ② red cap ③ white shirt

3. Sally rides in a _____ .

- ① car ② baby buggy ③ train ④ wagon

4. While they walk, Sally can see _____ .

- ① crabs and fish ② air planes
③ trees and the sky ④ nothing

5. Sally and the lady go by _____ .

- ① a bank ② a farm ③ a mall ④ a paint shop

Name _____ Date _____

Comprehension Test - *Baby Sally*

Fill in the bubble to show the correct answer.

6. Sally and the lady stop at _____ .

① a river ② a lake ③ a big fence ④ a wall

7. They sit _____ .

① on a swing ② on a wall ③ on a bench

8. Sally sees a _____ flying up
into the sky.

① bat ② bee ③ robin ④ jet

9. Then baby Sally starts to _____ .

① walk ② talk ③ swim ④ cry

10. At the end, baby Sally is _____ .

① crying ② sleeping ③ playing ④ jumping

Name _____ Date _____

Comprehension Test - *Baby Sally*

Write the answer.

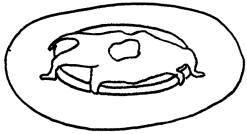





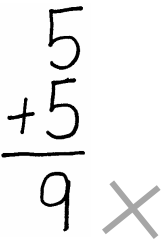



11. Why did Baby Sally cry ?

12. What did the lady do after Sally started
to cry ?

Name _____ Date _____

Decoding Test - cup-cāke, bon-fīre










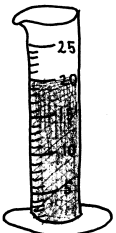
Look at each picture. Fill in the bubble by the correct word.

<p>1.</p>  <p> ① pancake ② mistake ③ inflate ④ bonfire </p>	<p>2.</p>  <p> ① cupcake ② inside ③ sunshine ④ mistake </p>
<p>3.</p>  <p> ① reptile ② umpire ③ bonfire ④ inside </p>	<p>4.</p>  <p> ① inquire ② inflate ③ mistake ④ bonfire </p>
<p>5.</p>  <p> ① reptile ② sunshine ③ inside ④ pancake </p>	<p>6.</p>  <p> ① cupcake ② reptile ③ umpire ④ inquire </p>
<p>7.</p>  <p> ① sunshine ② bonfire ③ inflate ④ mistake </p>	<p>8.</p>  <p> ① pancake ② cupcake ③ mistake ④ reptile </p>
<p>9.</p>  <p> ① inflate ② inquire ③ inside ④ mistake </p>	<p>10.</p>  <p> ① bonfire ② umpire ③ inquire ④ sunshine </p>

Name _____ Date _____

Decoding Test - trap-ēze, cos-tūme, flag-pōle

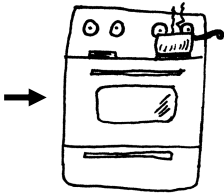

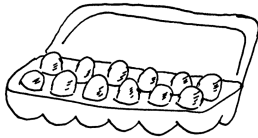


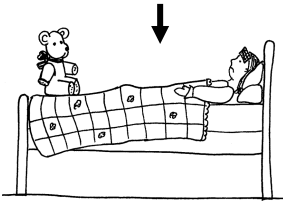



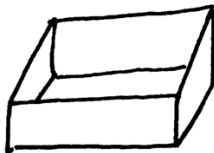
Fill in the bubble by the correct word.

<p>1.</p>  <p>① athlete ② flagpole ③ tadpole ④ stampede</p>	<p>2.</p>  <p>① trapeze ② concrete ③ volume ④ Neptune</p>
<p>3.</p>  <p>① athlete ② costume ③ concrete ④ explore</p>	<p>4.</p>  <p>① volume ② costume ③ Neptune ④ explore</p>
<p>5.</p>  <p>① tadpole ② flagpole ③ trapeze ④ stampede</p>	<p>6.</p>  <p>① volume ② costume ③ Neptune ④ trapeze</p>
<p>7.</p>  <p>① flagpole ② explore ③ tadpole ④ Neptune</p>	<p>8.</p>  <p>① trapeze ② stampede ③ explore ④ athlete</p>
<p>9.</p>  <p>① concrete ② athlete ③ trapeze ④ stampede</p>	<p>10.</p>  <p>① volume ② costume ③ tadpole ④ concrete</p>

Name _____ Date _____

Decoding Test - shov-el, moth-er

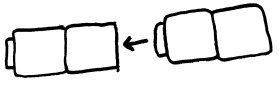









Look at each picture. Fill in the bubble by the correct word.

<p>1.</p>  <p> <input type="radio"/> ① covers <input type="radio"/> ② dozen <input type="radio"/> ③ oven <input type="radio"/> ④ shovel </p>	<p>2.</p>  <p> <input type="radio"/> ① nothing <input type="radio"/> ② mother <input type="radio"/> ③ brother <input type="radio"/> ④ other </p>
<p>3.</p>  <p> <input type="radio"/> ① mother <input type="radio"/> ② honey <input type="radio"/> ③ dozen <input type="radio"/> ④ wonder </p>	<p>4.</p>  <p> <input type="radio"/> ① honey <input type="radio"/> ② money <input type="radio"/> ③ oven <input type="radio"/> ④ shovel </p>
<p>5.</p>  <p> <input type="radio"/> ① mother <input type="radio"/> ② wonder <input type="radio"/> ③ nothing <input type="radio"/> ④ money </p>	<p>6.</p>  <p> <input type="radio"/> ① dozen <input type="radio"/> ② shovel <input type="radio"/> ③ oven <input type="radio"/> ④ covers </p>
<p>7.</p>  <p> <input type="radio"/> ① brother <input type="radio"/> ② nothing <input type="radio"/> ③ shovel <input type="radio"/> ④ oven </p>	<p>8.</p>  <p> <input type="radio"/> ① wonder <input type="radio"/> ② honey <input type="radio"/> ③ money <input type="radio"/> ④ dozen </p>
<p>9.</p>  <p> <input type="radio"/> ① wonder <input type="radio"/> ② nothing <input type="radio"/> ③ oven <input type="radio"/> ④ money </p>	<p>10.</p>  <p> <input type="radio"/> ① shovel <input type="radio"/> ② brother <input type="radio"/> ③ nothing <input type="radio"/> ④ mother </p>

Name _____ Date _____

Decoding Test - con-fess, com-pare









Look at each picture. Fill in the bubble by the correct word.

<p>1.</p>  <p> ① compare ② confess ③ collect ④ connect </p>	<p>2.</p>  <p> ① compute ② pollute ③ collect ④ complain </p>
<p>3.</p>  <p> ① complain ② compare ③ compute ④ confuse </p>	<p>4.</p>  <p> ① compete ② complete ③ confess ④ pollute </p>
<p>5.</p>  <p> ① compute ② complete ③ complain ④ collect </p>	<p>6.</p>  <p> ① confuse ② confess ③ compete ④ pollute </p>
<p>7.</p>  <p> ① compete ② complete ③ compare ④ complain </p>	<p>8.</p>  <p> ① collect ② compute ③ pollute ④ connect </p>
<p>9.</p>  <p> ① compute ② pollute ③ compete ④ complain </p>	<p>10.</p>  <p> ① compare ② confess ③ collect ④ compete </p>

Name _____ Date _____

Decoding Test - ëi/veil







Look at each picture. Fill in the bubble by the correct word.

<p>1.</p>  <p> ① skein ② veil ③ reins ④ their </p>	<p>2.</p>  <p> ① veil ② their ③ reindeer ④ inveiglë </p>
<p>3.</p>  <p> ① reins ② heïr ③ reïgn ④ their </p>	<p>4.</p>  <p> ① heir ② reins ③ veil ④ skein </p>
<p>5.</p>  <p> ① skein ② their ③ reindeer ④ inveigle </p>	<p>6.</p>  <p> ① heir ② veil ③ reins ④ skein </p>
<p>7.</p>  <p> ① veil ② skein ③ reign ④ inveigle </p>	<p>8.</p>  <p> ① reindeer ② inveigle ③ heir ④ veil </p>

Name _____ Date _____

Decoding Test - ey/they

Look at each picture. Fill in the bubble by the correct word.

<p>1.</p>  <p> ① prey ② obey ③ they ④ greyhound </p>	<p>2.</p>  <p> ① conveyer ② greyhound ③ they ④ hey </p>
<p>3.</p>  <p> ① obey ② greyhound ③ prey ④ hey </p>	<p>4.</p>  <p> ① they ② greyhound ③ conveyer ④ hey </p>
<p>5.</p>  <p> ① obey ② prey ③ greyhound ④ conveyer </p>	<p>6.</p>  <p> ① conveyer ② obey ③ hey ④ greyhound </p>

Name _____ Date _____

Comprehension Test - *The Flagpole*

Fill in the bubble to show the correct answer.

1. This story is about _____ .

① putting up a flagpole ② jogging at the beach

2. Who are the people in this story? _____

① Mike and his brother ② Jack and Rose

3. They save a lot of _____ .

① seashells ② money ③ stamps ④ honey

4. They find a flagpole _____ .

① at the dump ② on the side of the road
③ at the store ④ in a barn

5. They must get a shovel to _____ .

① plant bushes ② dig a hole for the flagpole

Name _____ Date _____

Comprehension Test - *The Flagpole*

Fill in the bubble to show the correct answer.

6. After they dig a hole, they must get _____.

- ① a bag of concrete ② a bag of dirt ③ a brick

7. Next they have to _____.

- ① make a wall ② mix the concrete ③ complain

8. The concrete makes the flagpole _____.

- ① stand up just right ② float in the water

9. Jack puts the flag _____.

- ① in a box ② on a door
③ on the rope ④ in the house

10. At the end, Jack and Rose are _____.

- ① sad ② upset ③ hurt ④ happy

Name _____ Date _____

Comprehension Test - *The Flagpole*

Write the answer.








11. How did Jack and Rose get the flagpole to stand up just right ?

12. How did Rose get the flag to go up high ?

Name _____ Date _____

Decoding Test - äa/steak

Look at each picture. Fill in the bubble by the correct word.

<p>1.</p>  <p> ① tear ② pear ③ wear ④ bear </p>	<p>2.</p>  <p> ① tear ② wear ③ break ④ bear </p>
<p>3.</p>  <p> ① steak ② bear ③ pear ④ great </p>	<p>4.</p>  <p> ① tear ② wear ③ bear ④ pear </p>
<p>5.</p>  <p> ① break ② steak ③ bear ④ tear </p>	<p>6.</p>  <p> ① wear ② pear ③ break ④ great </p>
<p>7.</p>  <p> ① wear ② steak ③ break ④ great </p>	

Name _____ Date _____

Comprehension Test - *I Like To Eat*

Fill in the bubble to show the correct answer.

1. Can you eat a steak or a rake ?

- ① a rake ② a steak

2. Which one of these things can you eat ?

- ① jeans ② a box ③ a pear ④ a sheet

3. Which food do you like the best ?

- ① bread ② meat ③ beans ④ ice cream

4. What can you eat with your lunch ?

- ① a peach ② a beach ③ a book ④ a toy

5. What is something you cannot eat?

- ① sand ② cupcake ③ donut ④ sandwich
-

Name _____ Date _____

Comprehension Test - *I Like To Eat*

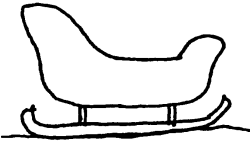









Write the answer.

6. What foods do you like to eat ?

7. What is a feast ?

Name _____ Date _____

Decoding Test - eigh/sleigh, eigh/ballet Look at each picture. Fill in the bubble by the correct word.

<p>1.</p>  <p>① sleigh ② neigh ③ weigh ④ eight</p>	<p>2.</p>  <p>① eight ② neigh ③ neighbor ④ sleigh</p>
<p>3.</p>  <p>① freight ② eighty ③ neighbor ④ eight</p>	<p>4.</p>  <p>① freight ② sleigh ③ weigh ④ neigh</p>
<p>5.</p>  <p>① weigh ② freight ③ eighty ④ eight</p>	<p>6.</p>  <p>① neighbor ② buffet^x ③ ballet^x ④ fillet^x</p>
<p>7.</p>  <p>① weigh ② freight ③ eight ④ buffet</p>	<p>8.</p>  <p>① eighty ② buffet ③ ballet ④ fillet</p>
<p>9.</p>  <p>① ballet ② neigh ③ buffet ④ neighbor</p>	<p>10.</p>  <p>① fillet ② sleigh ③ freight ④ ballet</p>

Name _____ Date _____

Comprehension Test - *A Birthday Treat*

Fill in the bubble to show the correct answer.

1. Jean wants to get _____ .

① a kitten ② a fish ③ a toy ④ a puppy

2. Today is Jean's _____ .

① first day of school ② birthday ③ bad day

3. Who is grilling steak fillets ?

① Mom ② Dad ③ Jean ④ a neighbor

4. What is Jean fixing for the meal?

① green beans ② eggs ③ French bread ④ fish

5. At the end, Jean is _____ .

① sad ② sleepy ③ mad ④ happy

Name _____ Date _____

Comprehension Test - *A Birthday Treat*

Write the answer.



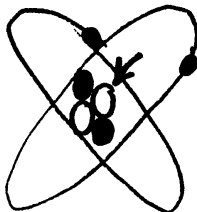






6. What did Jean want for her birthday ?

7. What did Jean and her family eat on
her birthday ?

Name _____ Date _____

Decoding Test - eū/neutron, eū/Eūrope


Fill in the bubble by the correct word.

<p>1.</p>  <p> ① feud ② deuce ③ streusel ④ neutron </p>	<p>2.</p>  <p> ① Eugene ② deuce ③ sleuth ④ feud </p>
<p>3.</p>  <p> ① Europe ② neutron ③ feud ④ eurēka  </p>	<p>4.</p>  <p> ① deuce ② streusel ③ feud ④ spruce </p>
<p>5.</p>  <p> ① streusel ② Europe ③ Eugene ④ eureka </p>	<p>6.</p>  <p> ① Europe ② neutron ③ sleuth ④ eureka </p>
<p>7.</p>  <p> ① deuce ② feud ③ neutron ④ streusel </p>	<p>8.</p>  <p> ① feud ② streusel ③ eureka ④ Europe </p>

Name _____ Date _____

Decoding Test - i/pizza








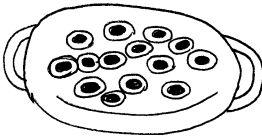
Look at each picture. Fill in the bubble by the correct word.

<p>1.</p>  <p>① pizza ② ski ③ taxi ④ liter</p>	<p>2.</p>  <p>① kiwi ② Rita ③ zinnia ④ pizza</p>
<p>3.</p>  <p>① radio ② Indian ③ piano ④ kiwi</p>	<p>4.</p>  <p>① Indian ② radio ③ liter ④ taxi</p>
<p>5.</p>  <p>① Rita ② liter ③ pizza ④ zinnia</p>	<p>6.</p>  <p>① kiwi ② ski ③ taxi ④ radio</p>
<p>7.</p>  <p>① taxi ② kiwi ③ liter ④ piano</p>	<p>8.</p>  <p>① Indian ② piano ③ radio ④ zinnia</p>
<p>9.</p>  <p>① pizza ② Rita ③ liter ④ ski</p>	<p>10.</p>  <p>① taxi ② zinnia ③ pizza ④ liter</p>

Name _____ Date _____

Decoding Test - ie/shield

Look at each picture. Fill in the bubble by the correct word.

<p>1.</p>  <p>① field ② shield ③ chief ④ believe</p>	<p>2.</p>  <p>① fierce ② niece ③ piece ④ chief</p>
<p>3.</p>  <p>① grief ② niece ③ piece ④ cookies</p>	<p>4.</p>  <p>① movie ② shield ③ chief ④ grief</p>
<p>5.</p>  <p>① field ② cookies ③ movie ④ fierce</p>	<p>6.</p>  <p>① held ② shield ③ yield ④ field</p>
<p>7.</p>  <p>① fierce ② piece ③ niece ④ fire</p>	<p>8.</p>  <p>① movie ② cookies ③ shield ④ believe</p>
<p>9.</p>  <p>① grief ② field ③ chief ④ piece</p>	<p>10.</p>  <p>① cookies ② believe ③ movie ④ niece</p>

Name _____ Date _____

Comprehension Test - *Two Sleuths*

Fill in the bubble to show the correct answer.

1. Spencer and Eugene are _____ years old.

- ① six ② seven ③ eight ④ nine

2. What do they like to do together?

- ① explore a field ② play baseball
③ go to the park ④ play music

3. They are looking for _____ .

- ① smooth rocks ② flowers
③ acorns ④ clues

4. Spencer and Eugene are _____ .

- ① sleuths ② kings ③ giants ④ chiefs

5. Sometimes they see _____ .

- ① seashells ② bent twigs
③ tepees ④ reindeer

Name _____ Date _____

Comprehension Test - *Two Sleuths*

Fill in the bubble to show the correct answer.

6. Sometimes Spencer and Eugene _____ .

- ① get into a feud ② fly a plane ③ drive a car

7. They argue about _____ .

- ① their neighbors ② geese in the pond
③ tests at school ④ footprints in the dirt

8. After they argue, Spencer and Eugene _____ .

- ① become friends again ② go to the zoo
③ run away ④ play a tuba

9. Spencer's mom asks the boys _____ .

- ① to come get something to eat ② to sing
③ to rake the leaves ④ to stay outside

10. The two boys _____ .

- ① are not hungry ② like to eat pizza

Name _____ Date _____

Comprehension Test - *Two Sleuths*

Write the answer.






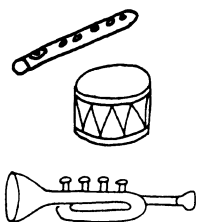




11. What did Eugene say about the
footprints ?

12. What did Spencer say about the
footprints ?

Name _____ Date _____

Decoding Test - Unaccented middle syllables








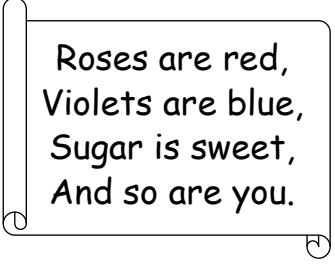
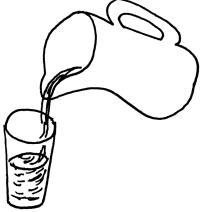

Fill in the bubble by the correct word.

<p>1.</p>  <p>① octopus ② dinosaur ③ astronaut ④ kangaroo</p>	<p>2.</p>  <p>① instruments ② envelope ③ uniform ④ icicle</p>
<p>3.</p>  <p>① universe ② kangaroo ③ astronaut ④ unicorn</p>	<p>4.</p>  <p>① uniform ② dinosaur ③ octagon ④ octopus</p>
<p>5.</p>  <p>① unicorn ② dinosaur ③ kangaroo ④ icicle</p>	<p>6.</p>  <p>① instruments ② universe ③ icicle ④ envelope</p>
<p>7.</p>  <p>① astronaut ② unicorn ③ uniform ④ universe</p>	<p>8.</p>  <p>① kangaroo ② octopus ③ unicorn ④ uniform</p>
<p>9.</p>  <p>① universe ② unicorn ③ icicle ④ envelope</p>	<p>10.</p>  <p>① dinosaur ② icicle ③ instruments ④ octopus</p>

Name _____ Date _____

Decoding Test - Adjacent vowels in separate syllables.




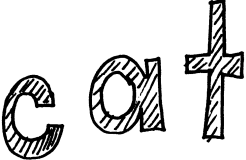
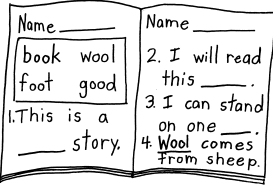



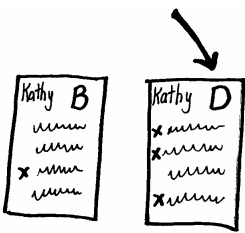
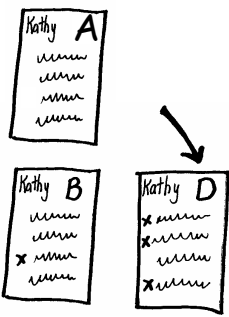
Fill in the bubble by the correct word.

<p>1.</p>  <p>① line ② poem ③ fuel ④ lion</p>	<p>2.</p>  <p>① diet ② quiet ③ giant ④ lion</p>
<p>3.</p>  <p>① fluid ② diet ③ quiet ④ meow</p>	<p>4.</p>  <p>① giant ② create ③ quiet ④ poem</p>
<p>5.</p>  <p>① fuel ② create ③ poem ④ meow</p>	<p>6.</p>  <p>① react ② giant ③ diet ④ report</p>
<p>7.</p>  <p>① create ② crate ③ react ④ lion</p>	<p>8.</p>  <p>① fuel ② poem ③ fluid ④ quiet</p>
<p>9.</p>  <p>① meow ② fuel ③ fluid ④ giant</p>	<p>10.</p>  <p>① feud ② fuel ③ lion ④ react</p>

Name _____ Date _____

Decoding Test - wor/worm



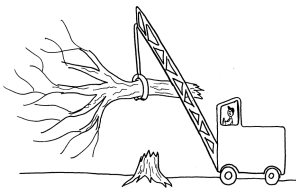







Look at each picture. Fill in the bubble by the correct word.

<p>1.</p>  <p>① word ② worry ③ worth ④ worm</p>	<p>2.</p>  <p>① worm ② world ③ word ④ workbook</p>
<p>3.</p>  <p>① worst ② world ③ work ④ worm</p>	<p>4.</p>  <p>① word ② worry ③ worse ④ worship</p>
<p>5.</p>  <p>① world ② workbook ③ worship ④ work</p>	<p>6.</p>  <p>① worm ② worth ③ worry ④ work</p>
<p>7.</p>  <p>① worth ② workbook ③ worship ④ worry</p>	<p>8.</p>  <p>① world ② worse ③ worship ④ work</p>
<p>9.</p>  <p>① worm ② worse ③ work ④ worth</p>	<p>10.</p>  <p>① world ② worship ③ worse ④ worst</p>

Name _____ Date _____

Decoding Test - er/heron

Look at each picture. Fill in the bubble by the correct word.

1. 	<p>① herring</p> <p>② heron</p> <p>③ ferret</p> <p>④ peril</p>
2. 	<p>① derrick</p> <p>② merit</p> <p>③ Erin</p> <p>④ stereō</p>
3. 	<p>① derrick</p> <p>② merit</p> <p>③ Ferris wheel</p>
4. 	<p>① heron</p> <p>② peril</p> <p>③ herring</p> <p>④ cherry</p>
5. 	<p>① stereō</p> <p>② Erin</p> <p>③ ferret</p> <p>④ merit</p>
6. 	<p>① herring</p> <p>② heron</p> <p>③ Erin</p> <p>④ derrick</p>
7. 	<p>① Erin</p> <p>② merit</p> <p>③ cherry</p> <p>④ stereō</p>
8. 	<p>① ferret</p> <p>② ferry</p> <p>③ merry</p> <p>④ cherry</p>
9. 	<p>① Ferris wheel</p> <p>② stereō</p> <p>③ merit</p>
10. 	<p>① heron</p> <p>② derrick</p> <p>③ stereō</p> <p>④ Erin</p>

Name _____ Date _____

Comprehension Test - *A Good Book*

Fill in the bubble to show the correct answer.

1. Mike stayed in the house because he was ____ .

① he was sick ② it was raining ③ he was alone

2. Mike wanted mom and dad to ____ .

① play a game ② watch a TV show
③ read a book ④ take him to the store

3. Mike's mom had to ____ .

① mop the floor ② cook dinner
③ make the beds ④ wash the dishes

4. Mike's dad had to ____ .

① fix a leak ② go to work ③ fix the car

5. Mike read a book ____ .

① with his mom's help ② with his dad's help
③ all by himself ④ with his neighbor

Name _____ Date _____

Comprehension Test - *A Birthday Treat*

Write the answer.

6. What did Mike do that helped him read the book?

This image shows a blank sheet of handwriting practice paper. It features four identical sets of horizontal guidelines arranged vertically. Each set includes three lines: a solid top line, a dashed middle line, and a solid bottom line, providing a structured space for practicing letter formation and alignment.








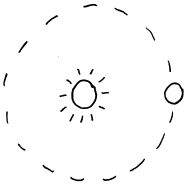


7. What happened after Mike read the book to his mom and dad?

A series of horizontal lines for handwriting practice. Each set consists of a solid top line, a dashed midline, and a solid bottom line. There are three such sets stacked vertically.

Name _____ Date _____

Decoding Test - or/horse, expanded list

Fill in the bubble by the correct word.

<p>1.</p>  <p> ① form ② fort ③ pork ④ fork </p>	<p>2.</p>  <p> ① porch ② forest ③ sport ④ storm </p>
<p>3.</p>  <p> ① form ② storm ③ stork ④ story </p>	<p>4.</p>  <p> ① horn ② thorn ③ forest ④ horse </p>
<p>5.</p>  <p> ① north ② torch ③ porch ④ pouch </p>	<p>6.</p>  <p> ① morning ② forest ③ orbit ④ sport </p>
<p>7.</p>  <p> ① fork ② storm ③ horse ④ forest </p>	<p>8.</p>  <p> ① story ② orbit ③ morning ④ forest </p>
<p>9.</p>  <p> ① torn ② form ③ thorn ④ horn </p>	<p>10.</p>  <p> ① forest ② morning ③ horse ④ story </p>

Name _____ Date _____

Comprehension Test - *At The River*

Fill in the bubble to show the correct answer.

1. It is _____ time at the river.

- ① winter ② summer ③ spring

2. _____ swim on top of the water .

- ① Kids ② Ships ③ Ducks ④ Crabs

3. _____ swim under the water.

- ① Logs ② Fish ③ Rocks ④ Dinosaurs

4. A heron wants to _____ .

- ① catch a fish ② walk all day ③ go to sleep

5. Two frogs hide _____ .

- ① behind a rock ② under a fern
③ inside a cave ④ in the water

Name _____ Date _____

Comprehension Test - *At The River*

Fill in the bubble to show the correct answer.

6. A rabbit is _____ .

- ① singing a song ② drinking water
③ ringing a bell ④ munching on grass

7. A _____ runs after the rabbit .

- ① deer ② duck ③ fox ④ skunk

8. Three otters _____ in the water.

- ① play ② drive ③ talk ④ fight

9. The river is _____ .

- ① by a city ② in a valley ③ under a street

10. A bat flaps its wings _____ .

- ① in the daytime ② at night ③ when it sleeps

Name _____ Date _____

Comprehension Test - *At The River*

Write the answer.

11. How did the rabbit get away from the fox ?

This image shows a blank sheet of handwriting practice paper. It features four identical sets of horizontal guidelines arranged vertically. Each set is composed of three lines: a solid top line, a dashed middle line, and a solid bottom line. The lines are evenly spaced across the page, providing a structured area for practicing letter formation and alignment.











12. What do the otters do at the river ?

A handwriting practice sheet featuring three sets of horizontal lines. Each set consists of a solid top line, a dashed middle line, and a solid bottom line, providing a guide for letter height and placement.

Name _____ Date _____

Decoding Test - or/tractor






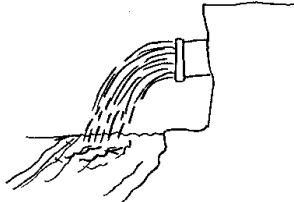
Look at each picture. Fill in the bubble by the correct word.

<p>1.</p>  <p> ① doctor ② actors ③ tractor ④ record </p>	<p>2.</p>  <p> ① mirror ② armor ③ color ④ doctor </p>
<p>3.</p>  <p> ① record ② color ③ visitor ④ visor </p>	<p>4.</p>  <p> ① tractor ② actors ③ doctors ④ mirror </p>
<p>5.</p>  <p> ① visor ② armor ③ color ④ vapor </p>	<p>6.</p>  <p> ① color ② vapor ③ visitor ④ armor </p>
<p>7.</p>  <p> ① actor ② armor ③ mirror ④ color </p>	<p>8.</p>  <p> ① visitor ② tractor ③ vapor ④ mirror </p>
<p>9.</p>  <p> ① mirror ② tractor ③ record ④ doctor </p>	<p>10.</p>  <p> ① vapor ② visitor ③ visor ④ armor </p>

Name _____ Date _____

Decoding Test - or/sorry

Look at each picture. Fill in the bubble by the correct word.

<p>1.</p>  <p> ① sorry ② sorrow ③ borrow ④ tomorrow </p>	<p>2.</p>  <p> ① torrent ② tomorrow ③ borrow ④ sorrow </p>
<p>3.</p>  <p> ① sorry ② horror ③ torrent ④ tomorrow </p>	<p>4.</p>  <p> ① horror ② tomorrow ③ sorrow ④ torrent </p>
<p>5.</p>  <p> ① borrow ② mirror ③ horror ④ sorry </p>	<p>6.</p>  <p> ① torrent ② horror ③ borrow ④ sorrow </p>

Name _____ Date _____

Comprehension Test - *A Night Visit*

Fill in the bubble to show the correct answer.

1. Sam went out of his window _____ .

① in the day time ② in the morning ③ at night

2. He went down a tree and walked to _____ .

① the lake ② the road
③ the barn ④ the back porch

3. Sam saw a _____ run and hide
behind the tractor.

① tiny mouse ② chicken ③ baby pig ④ kitten

4. Sam wanted to _____ .

① pet the cows ② feed the goats
③ clean the stalls ④ talk to his horse

5. Then Sam _____ .

① rode his horse ② rode the tractor
③ went back to bed ④ watched TV

Name _____ Date _____

Comprehension Test - *A Night Visit*

Write the answer.

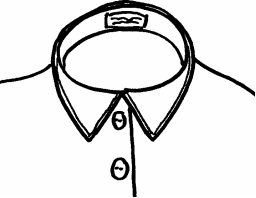









6. When did Sam go to visit his horse ?

7. What did Sam say to his horse ?

Name _____ Date _____

Decoding Test - ar/dollar










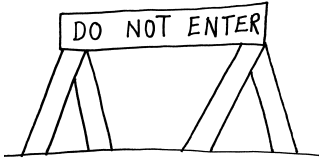
Look at each picture. Fill in the bubble by the correct word.

<p>1.</p>  <p> <input type="radio"/> ① cellar <input type="radio"/> ② dollar <input type="radio"/> ③ collar <input type="radio"/> ④ pillar </p>	<p>2.</p>  <p> <input type="radio"/> ① lizard <input type="radio"/> ② solar <input type="radio"/> ③ cougar <input type="radio"/> ④ dollar </p>
<p>3.</p>  <p> <input type="radio"/> ① cellar <input type="radio"/> ② lizard <input type="radio"/> ③ wizard <input type="radio"/> ④ blizzard </p>	<p>4.</p>  <p> <input type="radio"/> ① polar <input type="radio"/> ② blizzard <input type="radio"/> ③ wizard <input type="radio"/> ④ lizard </p>
<p>5.</p>  <p> <input type="radio"/> ① polar <input type="radio"/> ② solar <input type="radio"/> ③ cellar <input type="radio"/> ④ pillar </p>	<p>6.</p>  <p> <input type="radio"/> ① cellar <input type="radio"/> ② solar <input type="radio"/> ③ cougar <input type="radio"/> ④ dollar </p>
<p>7.</p>  <p> <input type="radio"/> ① collar <input type="radio"/> ② lizard <input type="radio"/> ③ wizard <input type="radio"/> ④ blizzard </p>	<p>8.</p>  <p> <input type="radio"/> ① cellar <input type="radio"/> ② collar <input type="radio"/> ③ dollar <input type="radio"/> ④ color </p>
<p>9.</p>  <p> <input type="radio"/> ① polar <input type="radio"/> ② pillar <input type="radio"/> ③ solar <input type="radio"/> ④ lizard </p>	<p>10.</p>  <p> <input type="radio"/> ① polar <input type="radio"/> ② cellar <input type="radio"/> ③ cougar <input type="radio"/> ④ lizard </p>

Name _____ Date _____

Decoding Test - ār/carrot

Look at each picture. Fill in the bubble by the correct word.

<p>1.</p>  <p>① barrel ② carrot ③ marry ④ barricade</p>	<p>2.</p>  <p>① sparrow ② marry ③ carry ④ carrot</p>
<p>3.</p>  <p>① carriage ② carry ③ parrot ④ carrot</p>	<p>4.</p>  <p>① carry ② marry ③ parent ④ carol</p>
<p>5.</p>  <p>① parrot ② parent ③ sparrow ④ barrel</p>	<p>6.</p>  <p>① parrot ② sparrow ③ carrot ④ barricade</p>
<p>7.</p>  <p>① barrel ② parrot ③ sparrow ④ spare</p>	<p>8.</p>  <p>① carry ② carol ③ carrot ④ carriage</p>
<p>9.</p>  <p>① carriage ② barricade ③ barrel ④ carrot</p>	<p>10.</p>  <p>① barricade ② barrel ③ carriage ④ parrot</p>

Name _____ Date _____

Comprehension Test - *Luke And The Lizard*

Fill in the bubble to show the correct answer.

1. Luke had his baseball bat and _____ .

- ① glove ② boots ③ coat ④ workbook

2. The day was _____ .

- ① rainy and cold ② sunny and warm
③ very windy ④ dark and cloudy

3. Luke saw a _____ on a wall.

- ① wizard ② lizard
③ mouse ④ squirrel

4. Luke wanted to _____ .

- ① run away ② find a dollar
③ catch the lizard ④ hide in the cellar

5. Luke and Sue _____ .

- ① saw a parrot ② walked to the zoo
③ read a story ④ went to play baseball

Name _____ Date _____

Comprehension Test - *Luke And The Lizard*

Write the answer.






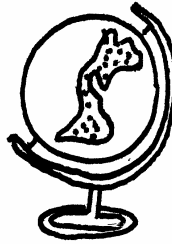



6. How did the lizard look ?

7. What did the lizard do when it saw
Luke ?

Name _____ Date _____

Decoding Test - ear/early









Look at each picture. Fill in the bubble by the correct word.

<p>1.</p>  <p> ① early ② learn ③ earn ④ pearl </p>	<p>2.</p>  <p> ① earn ② search ③ heard ④ research </p>
<p>3.</p>  <p> ① earth ② earn ③ learn ④ rehearse </p>	<p>4.</p>  <p> ① search ② heard ③ earth ④ earn </p>
<p>5.</p>  <p> ① early ② heard ③ earn ④ pearl </p>	<p>6.</p>  <p> ① earth ② earn ③ early ④ pearl </p>
<p>7.</p>  <p> ① learn ② heard ③ pearl ④ search </p>	<p>8.</p>  <p> ① research ② search ③ rehearse ④ early </p>
<p>9.</p>  <p> ① pearl ② earth ③ rehearse ④ research </p>	

Name _____ Date _____

Decoding Test - our/journal

Look at each picture. Fill in the bubble by the correct word.

<p>1.</p>  <p>① flourish ② courage ③ journey ④ journal</p>	<p>2.</p>  <p>① courtesy ② nourish ③ journey ④ tournament</p>
<p>3.</p>  <p>① courage ② nourish ③ journal ④ tournament</p>	<p>4.</p>  <p>① flourish ② nourish ③ courage ④ journey</p>
<p>5.</p>  <p>① courage ② courtesy ③ nourishing ④ flourish</p>	<p>6.</p>  <p>① tournament ② courtesy ③ courage ④ journey</p>
<p>7.</p>  <p>① courage ② nourishing ③ journal ④ courtesy</p>	<p>8.</p>  <p>① journal ② journey ③ nourish ④ tournament</p>

Name _____ Date _____

Comprehension Test - *Rude June*

Fill in the bubble to show the correct answer.

1. June is in _____.

- ① first grade ② second grade ③ third grade

2. She is never _____.

- ① afraid ② early
③ alone ④ at school

3. June likes to _____ .

- ① follow the rules ② talk
③ walk in line ④ sing a song

4. June can carry heavy things. She is _____.

- ① sleeping ② not strong
③ a doctor ④ very strong

5. June should learn to _____.

- ① spill her food ② make a lot of noise
③ be polite ④ drive a tractor

Name _____ Date _____

Comprehension Test - *Luke And The Lizard*

Write the answer.











6. Why should people be polite ?

7. How could you be a friend to June ?

Name _____ Date _____

Decoding Test - a/father



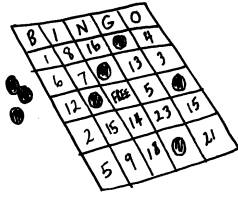







Look at each picture. Fill in the bubble by the correct word.

<p>1.</p>  <p> <input type="radio"/> ① pajamas <input type="radio"/> ② lava <input type="radio"/> ③ pecan <input type="radio"/> ④ father </p>	<p>2.</p>  <p> <input type="radio"/> ① llama <input type="radio"/> ② mama <input type="radio"/> ③ drama <input type="radio"/> ④ pasta </p>
<p>3.</p>  <p> <input type="radio"/> ① nachos <input type="radio"/> ② pasta <input type="radio"/> ③ pecan <input type="radio"/> ④ taco </p>	<p>4.</p>  <p> <input type="radio"/> ① pajamas <input type="radio"/> ② mama <input type="radio"/> ③ lava <input type="radio"/> ④ llama </p>
<p>5.</p>  <p> <input type="radio"/> ① drama <input type="radio"/> ② llama <input type="radio"/> ③ pasta <input type="radio"/> ④ nachos </p>	<p>6.</p>  <p> <input type="radio"/> ① mama <input type="radio"/> ② father <input type="radio"/> ③ pajamas <input type="radio"/> ④ pecan </p>
<p>7.</p>  <p> <input type="radio"/> ① llama <input type="radio"/> ② pecan <input type="radio"/> ③ pasta <input type="radio"/> ④ pajamas </p>	<p>8.</p>  <p> <input type="radio"/> ① nachos <input type="radio"/> ② pajamas <input type="radio"/> ③ drama <input type="radio"/> ④ mama </p>
<p>9.</p>  <p> <input type="radio"/> ① nachos <input type="radio"/> ② taco <input type="radio"/> ③ father <input type="radio"/> ④ lava </p>	<p>10.</p>  <p> <input type="radio"/> ① drama <input type="radio"/> ② pecan <input type="radio"/> ③ llama <input type="radio"/> ④ pasta </p>

Name _____ Date _____

Decoding Test - hel-lō, ze-rō







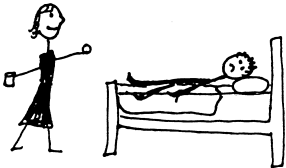
Look at each picture. Fill in the bubble by the correct word.

<p>1.</p>  <p>① hello ② hippo ③ condo ④ banjo</p>	<p>2.</p>  <p>① bingo ② rhino ③ hippo ④ zero</p>
<p>3.</p>  <p>① yo-yo ② bingo ③ hero ④ banjo</p>	<p>4.</p>  <p>① banjo ② hello ③ silo ④ condo</p>
<p>5.</p>  <p>① hippo ② bingo ③ hello ④ zero</p>	<p>6.</p>  <p>① rhino ② hippo ③ banjo ④ hero</p>
<p>7.</p>  <p>① yo-yo ② hero ③ silo ④ bingo</p>	<p>8.</p>  <p>① ten ② zero ③ hero ④ yo-yo</p>
<p>9.</p>  <p>① hippo ② hello ③ hero ④ zero</p>	<p>10.</p>  <p>① silo ② condo ③ banjo ④ rhino</p>

Name _____ Date _____

Decoding Test - men-ū, tū-tū

Look at each picture. Fill in the bubble by the correct word.

<p>1.</p>  <p>① kudzu ② emu ③ flu ④ menu</p>	<p>2.</p>  <p>① flu ② tofu ③ zebu ④ tutu</p>
<p>3.</p>  <p>① kudzu ② emu ③ tutu ④ menu</p>	<p>4.</p>  <p>① tofu ② flu ③ tutu ④ zebu</p>
<p>5.</p>  <p>① tutu ② menu ③ kudzu ④ emu</p>	<p>6.</p>  <p>① zebu ② menu ③ emu ④ flu</p>
<p>7.</p>  <p>① emu ② tofu ③ tutu ④ flu</p>	

Name _____ Date _____

Comprehension Test - *My Family*

Fill in the bubble to show the correct answer.

1. Baby sister Ellen _____ .

- ① talks a lot ② sleeps a lot ③ runs fast

2. Bobby likes to _____ .

- ① go to school ② plant a garden
③ play football ④ wash the dishes

3. Michael enjoys _____ .

- ① playing the drums ② playing soccer
③ cooking dinner ④ setting the table

4. Sally and Kathy _____ .

- ① pretend they are acrobats ② ride horses
③ play in a tree house ④ mop the floor

5. Pat likes to _____ .

- ① swim ② make things
③ read books ④ run in a race

Name _____ Date _____

Comprehension Test - *My Family*

Fill in the bubble to show the correct answer.

6. The children like to _____ .

- ① play outside ② stay inside ③ be quiet

7. They _____ .

- ① play basketball and hide and go seek
② plant a garden in the back yard

8. On the weekend the whole family _____ .

- ① watches a football game
② goes for a boat ride on the river

9. Their father _____ .

- ① works at a lumber mill ② drives a race car
③ works at a bank ④ is a teacher

10. Their mother makes _____ for lunch.

- ① ice cream ② tuna sandwiches
③ carrots ④ sweet rolls

Name _____ Date _____

Comprehension Test - *My Family*

Write the answer.




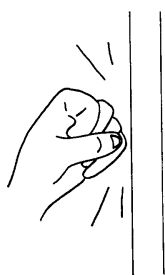






11. What happens when the children’s father
paints the house ?

12. What does their mother do before bedtime ?

Name _____ Date _____

Decoding Test - kn/knife


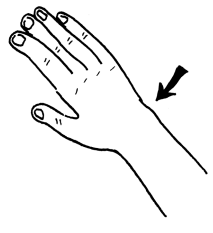

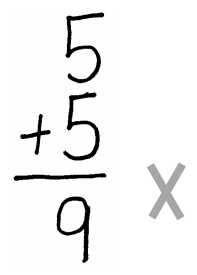
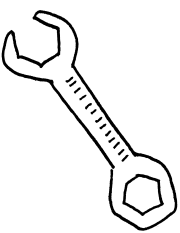





Look at each picture. Fill in the bubble by the correct word.

<p>1.</p>  <p> <input type="radio"/> ① knot <input type="radio"/> ② know <input type="radio"/> ③ need <input type="radio"/> ④ knee </p>	<p>2.</p>  <p> <input type="radio"/> ① knit <input type="radio"/> ② knight <input type="radio"/> ③ knife <input type="radio"/> ④ knickers </p>
<p>3.</p>  <p> <input type="radio"/> ① knock <input type="radio"/> ② knob <input type="radio"/> ③ knot <input type="radio"/> ④ kneel </p>	<p>4.</p>  <p> <input type="radio"/> ① knee <input type="radio"/> ② knight <input type="radio"/> ③ know <input type="radio"/> ④ knock </p>
<p>5.</p>  <p> <input type="radio"/> ① knight <input type="radio"/> ② night <input type="radio"/> ③ knife <input type="radio"/> ④ knee </p>	<p>6.</p>  <p> <input type="radio"/> ① knob <input type="radio"/> ② knot <input type="radio"/> ③ kneel <input type="radio"/> ④ knee </p>
<p>7.</p>  <p> <input type="radio"/> ① knit <input type="radio"/> ② knob <input type="radio"/> ③ not <input type="radio"/> ④ knot </p>	<p>8.</p>  <p> <input type="radio"/> ① knit <input type="radio"/> ② knickers <input type="radio"/> ③ knife <input type="radio"/> ④ knight </p>
<p>9.</p>  <p> <input type="radio"/> ① knob <input type="radio"/> ② knee <input type="radio"/> ③ know <input type="radio"/> ④ no </p>	<p>10.</p>  <p> <input type="radio"/> ① knight <input type="radio"/> ② knickers <input type="radio"/> ③ knock <input type="radio"/> ④ knot </p>

Name _____ Date _____

Decoding Test - wr/wren




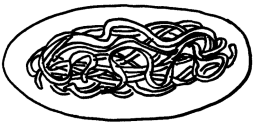






Look at each picture. Fill in the bubble by the correct word.

<p>1.</p>  <p>① wrist ② write ③ wrath ④ wren</p>	<p>2.</p>  <p>① wrong ② wrap ③ wrench ④ wrist</p>
<p>3.</p>  <p>① wreath ② wren ③ wreck ④ wrath</p>	<p>4.</p>  <p>① wrinkles ② wrench ③ wrong ④ long</p>
<p>5.</p>  <p>① write ② wrist ③ wrench ④ wreck</p>	<p>6.</p>  <p>① wrap ② wag ③ wrath ④ wren</p>
<p>7.</p>  <p>① wren ② wrench ③ week ④ wreck</p>	<p>8.</p>  <p>① write ② wren ③ when ④ wrote</p>
<p>9.</p>  <p>① wrinkles ② wink ③ wrist ④ write</p>	<p>10.</p>  <p>① wrap ② math ③ wrath ④ wreath</p>

Name _____ Date _____

Decoding Test - gh/ghost, gh/straight

Look at each picture. Fill in the bubble by the correct word.

<p>1.</p>  <p> ① aghast ② spaghetti ③ ghetto ④ through </p>	<p>2.</p>  <p> ① daughter ② taught ③ ghetto ④ ghost </p>
<p>3.</p>  <p> ① caught ② Allegheny ③ straight ④ aghast </p>	<p>4.</p>  <p> ① through ② straight ③ caught ④ spaghetti </p>
<p>5.</p>  <p> ① straight ② ghetto ③ ghost ④ caught </p>	<p>6.</p>  <p> ① Allegheny ② through ③ daughter ④ taught </p>
<p>7.</p>  <p> ① through ② caught ③ taught ④ spaghetti </p>	<p>8.</p>  <p> ① caught ② through ③ aghast ④ daughter </p>
<p>9.</p>  <p> ① straight ② through ③ ghost ④ ghetto </p>	<p>10.</p>  <p> ① taught ② caught ③ through ④ spaghetti </p>

Name _____ Date _____

Comprehension Test - *On The Lawn*

Fill in the bubble to show the correct answer.

1. Joy liked to play _____ .

- ① at school ② in her yard ③ at the park

2. She saw ladybugs _____ .

- ① on a wall ② on a flower stalk
③ in the street ④ in the dirt

3. One day Joy searched for _____ .

- ① worms in the soil ② pearls
③ acorns, pebbles, and twigs ④ green leaves

4. Joy made _____ .

- ① a large barn ② a small house
③ a deep hole ④ a wreath

5. Joy's mother said she should _____ .

- ① come in for lunch ② stay outside
③ clean up the yard ④ visit a friend

Name _____ Date _____

Comprehension Test - *On The Lawn*

Fill in the bubble to show the correct answer.

6. Joy wanted to _____ .

- | | |
|-----------------|------------------|
| ① eat spaghetti | ② clean her room |
| ③ stay outside | ④ go to bed |

7. What landed on the tiny house Joy made?

- | | | |
|----------|-------------|-------------|
| ① a wren | ② two wasps | ③ a ladybug |
|----------|-------------|-------------|

8. Why was Joy afraid of wasps?

- | | |
|-------------------|-------------------|
| ① They can sting. | ② They can fly. |
| ③ They are nice. | ④ They say hello. |

9. Another wasp landed on Joy's _____ .

- | | | | |
|--------|--------|-------|---------|
| ① foot | ② knee | ③ leg | ④ wrist |
|--------|--------|-------|---------|

10. Did the wasp sting Joy?

- | | |
|----------------|-------------------|
| ① Yes, it did. | ② No, it did not. |
|----------------|-------------------|

Name _____ Date _____

Comprehension Test - *On The Lawn*

Write the answer.









11. Why did Joy stand very still for a long time ?

12. What happened at the end of the story ?

Name _____ Date _____

Decoding Test - ought/bought











Look at each picture. Fill in the bubble by the correct word.

<p>1.</p>  <p>① brought ② sought ③ bought ④ fought</p>	<p>2.</p>  <p>① bought ② ought ③ thought ④ fought</p>
<p>3.</p>  <p>① bought ② brought ③ sought ④ wrought</p>	<p>4.</p>  <p>① ought ② drought ③ wrought ④ brought</p>
<p>5.</p>  <p>① fought ② wrought ③ bought ④ ought</p>	<p>6.</p>  <p>① bought ② sought ③ fought ④ wrought</p>
<p>7.</p>  <p>① ought ② thought ③ fought ④ wrought</p>	<p>8.</p>  <p>① drought ② ought ③ thought ④ bought</p>

Name _____ Date _____

Decoding Test - ph/phone








Look at each picture. Fill in the bubble by the correct word.

<p>1.</p>  <p>① Memphis ② dolphin ③ elephant ④ phone</p>	<p>2.</p>  <p>① graph ② sphere ③ phōtō ④ phone</p>
<p>3.</p>  <p>① Ralph ② graph ③ Sphinx ④ phonics</p>	<p>4.</p>  <p>① elephant ② dolphin ③ phone ④ phonics</p>
<p>5.</p>  <p>① Ralph ② Sphinx ③ sphere ④ graph</p>	<p>6.</p>  <p>① Memphis ② elephant ③ alphabet ④ dolphin</p>
<p>7.</p>  <p>① phonics ② Ralph ③ alphabet ④ Memphis</p>	<p>8.</p>  <p>① phone ② sphere ③ Sphinx ④ graph</p>
<p>9.</p>  <p>① sphere ② phone ③ phonics ④ Ralph</p>	<p>10.</p>  <p>① elephant ② Sphinx ③ dolphin ④ phōtograph</p>

Name _____ Date _____

Decoding Test - ough/laugh

Look at each picture. Fill in the bubble by the correct word.

<p>1.</p>  <p> ① cough ② trough ③ tough ④ slough </p>	<p>2.</p>  <p> ① laugh ② cough ③ tough ④ rough </p>
<p>3.</p>  <p> ① enough ② rough ③ slough ④ laugh </p>	<p>4.</p>  <p> ① cough ② enough ③ trough ④ laugh </p>
<p>5.</p>  <p> ① tough ② cough ③ trough ④ enough </p>	<p>6.</p>  <p> ① slough ② rough ③ enough ④ cough </p>
<p>7.</p>  <p> ① tough ② trough ③ slough ④ enough </p>	

Name _____ Date _____

Comprehension Test - *A Day At The Park*

Fill in the bubble to show the correct answer.

1. Four children went to the park _____.

- ① to play softball ② to play tennis ③ to swim

2. Anna brought a lot of _____.

- ① pencils ② softballs
③ golf balls ④ tennis balls

3. Connor brought _____ to drink.

- ① orange juice ② apple juice
③ water ④ cold milk

4. Who won the match ?

- ① Connor and Anna ② Ralph and Mary
③ Andrew and Sue ④ Kathy and Ed

5. What did they do after the match ?

- ① They had a snack. ② They went for a walk.
③ They took a nap. ④ They sang a song.

Name _____ Date _____

Comprehension Test - *A Day At The Park*

Fill in the bubble to show the correct answer.

6. What was beside the tennis courts ?

- ① a playground ② a stream
- ③ a lake ④ a store

7. What was at the playground ?

- ① swings ② a slide
- ③ monkey bars ④ a seesaw
- ⑤ all of the things listed above

8. Why did the children have to run home fast?

- ① Their parents called them.
- ② They were very tired.
- ③ It started to rain.
- ④ They were too hot.

Name _____ Date _____

Comprehension Test - *A Day At The Park*

Write the answer.

9. What did the children do at the playground?

This image shows a sheet of handwriting practice paper. It features four identical sets of horizontal lines arranged vertically. Each set is composed of three lines: a solid top line, a dashed middle line, and a solid bottom line. These lines are designed to help learners practice consistent letter formation and alignment. The paper is otherwise blank, with no text or other markings.










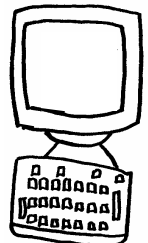
10. What do you like to do with your friends?

A series of horizontal lines for handwriting practice. It consists of three identical sets of lines. Each set includes a solid top line, a dashed middle line, and a solid bottom line, providing a guide for letter height and placement.

Name _____ Date _____

Decoding Test - ye/rye, y_e/type



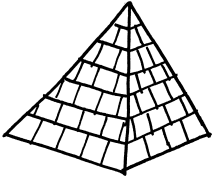




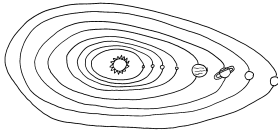


Look at each picture. Fill in the bubble by the correct word.

<p>1.</p>  <p>① ^xrhyme ② rye ③ dye ④ ^xeye</p>	<p>2.</p> <div data-bbox="873 226 1123 336" style="border: 1px solid black; padding: 5px; margin-bottom: 10px;"> <p>I see a pig. It has a wig.</p> </div>  <p>① rhyme ② Kyle ③ ^xthyme ④ type</p>
<p>3.</p>  <p>① thyme ② rhyme ③ eye ④ type</p>	<p>4.</p>  <p>① rye ② eye ③ dye ④ good-bye</p>
<p>5.</p>  <p>① Kyle ② style ③ type ④ megabyte</p>	<p>6.</p>  <p>① thyme ② rhyme ③ style ④ type</p>
<p>7.</p>  <p>① type ② good-bye ③ megabyte ④ rhyme</p>	<p>8.</p>  <p>① rye ② eye ③ dye ④ rhyme</p>
<p>9.</p>  <p>① thyme ② rhyme ③ rye ④ style</p>	<p>10.</p>  <p>① good-bye ② Kyle ③ megabyte ④ eye</p>

Name _____ Date _____

Decoding Test - y/gymnastics











Look at each picture. Fill in the bubble by the correct word.

<p>1.</p>  <p> ① mystery ② system ③ symptom ④ gymnastics </p>	<p>2.</p>  <p> ① bicycle ② pyramid ③ lynx ④ cylinder </p>
<p>3.</p>  <p> ① system ② pyramid ③ symptom ④ gymnastics </p>	<p>4.</p>  <p> ① hymn^x ② symptom ③ mystery ④ lynx </p>
<p>5.</p>  <p> ① cylinder ② bicycle ③ symptom ④ hymn </p>	<p>6.</p>  <p> ① pyramid ② lynx ③ r^xhythm ④ system </p>
<p>7.</p>  <p> ① system ② cylinder ③ rhythm ④ bicycle </p>	<p>8.</p>  <p> ① gymnastics ② system ③ symptom ④ pyramid </p>
<p>9.</p>  <p> ① hymn ② mystery ③ pyramid ④ lynx </p>	<p>10.</p>  <p> ① symptom ② cylinder ③ system ④ bicycle </p>

Name _____ Date _____

Decoding Test - qua/quarrel, squa/squash

Fill in the bubble by the correct word.

<p>1.</p>  <p>① squat ② squall ③ quaff ④ squash</p>	<p>2.</p>  <p>① squabble ② quarrel ③ squat ④ squad</p>
<p>3.</p>  <p>① squabble ② squall ③ squat ④ quality</p>	<p>4.</p>  <p>① squad ② squat ③ squall ④ qualms</p>
<p>5.</p>  <p>① quality ② quantity ③ squabble ④ squash</p>	<p>6.</p>  <p>① quaff ② quarrel ③ quality ④ quantity</p>
<p>7.</p>  <p>① squabble ② quantity ③ qualms ④ quality</p>	<p>8.</p>  <p>① qualms ② squash ③ squat ④ quality</p>
<p>9.</p>  <p>① quaff ② qualms ③ quarrel ④ squat</p>	<p>10.</p>  <p>① squad ② qualms ③ quaff ④ squall</p>

Name _____ Date _____

Comprehension Test - *Dolphins*

Fill in the bubble to show the correct answer.

1. A dolphin looks like a fish but it is really ____.

- ① a mammal ② a shark ③ a whale

2. Dolphins eat _____.

- ① steak ② nuts
③ chicken ④ fish

3. Dolphins _____ .

- ① swim alone ② swim in a group

4. Greek myths tell about dolphins who ____ .

- ① rescued people ② could not swim
③ learned to talk ④ could walk

5. A young dolphin _____ .

- ① follows its mother ② gets lost
③ lives in a cave ④ stays by the shore

Name _____ Date _____

Comprehension Test - *Dolphins*

Write the answer.

6. Why do dolphins make sounds ?

7. Do dolphins always get along well with each other ?

Name _____ Date _____

Comprehension Test - *Which One?*

Fill in the bubble to show the correct answer.

1. Which is more ?

① eight

② eighty

2. What glides in the snow ?

① a bicycle

② a sleigh

③ a car

④ a truck

3. What can you weigh ?

① a lake

② the wind

③ a box

④ a cloud

4. What has eight legs ?

① a snake

② an insect

③ a person

④ an octopus

5. Which one is a kind of tree?

① maple

② ivy

③ zinnia

④ grass

Name _____ Date _____

Comprehension Test - *Which One?*

Fill in the bubble to show the correct answer.

6. What makes a blouse ?

- ①** wood **②** metal
③ paper **④** silk

7. What can you pour?

- ① milk ② an apple ③ a steak ④ a donut

8. Which one is purple ?

- ① a peach ② a plum ③ a banana

9. Which one needs a key ?

- ① a deer ② a van ③ the sun ④ a pencil

10. Which one is a neighbor?

- ① a man ② a tree ③ a jeep ④ a street

Name _____ Date _____

Comprehension Test - *Which One ?*

Write the answer.

11. What kind of books do you like to read ?

12. Why is it important to be able to read ?

Decoding And Comprehension Tests - Book 5 - ANSWER KEY

Page 7	Page 8	Page 9	Page 10	Page 11	Page 13	Page 14
ce/cent, ci/city, cy/cycle	ace/face, ice/ mice, uce/spruce	_ce/fence	ir/bird	A Bird	A Bird	ge/gem, gi/ giant, gy/gym
1 - 3	1 - 1	1 - 4	1 - 1	1 - 3	11 - The bird can pick up a pencil, dance, sit on the girl's shirt sleeve, chirp, and eat seeds. 12 - The girl feeds the bird seeds.	1 - 2
2 - 3	2 - 3	2 - 2	2 - 3	2 - 2		2 - 3
3 - 4	3 - 4	3 - 3	3 - 2	3 - 4		3 - 1
4 - 3	4 - 2	4 - 1	4 - 4	4 - 3		4 - 2
5 - 1	5 - 2	5 - 3	5 - 3	5 - 1		5 - 4
6 - 2	6 - 4	6 - 1	6 - 2	6 - 3		6 - 1
7 - 3	7 - 1	7 - 1	7 - 1	7 - 4		7 - 3
8 - 2	8 - 2	8 - 4	8 - 3	8 - 1		8 - 4
9 - 1	9 - 4	9 - 2	9 - 4	9 - 3		9 - 1
10 - 3	10 - 3	10 - 3	10 - 1	10 - 3		10 - 3

Page 15	Page 16-17	Page 18	Page 19-20	Page 21	Page 22	Page 23
_ge/orange	<u>Jake's Magic Show</u>	ar/car	<u>Mark's Car</u>	er/her # 1	er/her # 2	er/her # 3
1 - 1	1 - 4	1 - 3	1 - 4	1 - 2	1 - 2	1 - 4
2 - 2	2 - 3	2 - 4	2 - 1	2 - 4	2 - 1	2 - 3
3 - 4	3 - 1	3 - 1	3 - 4	3 - 4	3 - 4	3 - 1
4 - 1	4 - 3	4 - 2	4 - 1	4 - 2	4 - 3	4 - 2
5 - 2	5 - 4	5 - 3	5 - 4	5 - 1	5 - 2	5 - 3
6 - 3	6 - Jake does his magic tricks on a stage. 7 - No. Jake changes an orange into an apple.	6 - 1	6 - Mark's car is large.	6 - 3	6 - 4	6 - 4
7 - 3		7 - 2	7 - Mark parks his car.	7 - 3	7 - 3	7 - 2
8 - 1		8 - 3		8 - 2	8 - 2	8 - 3
9 - 2		9 - 4		9 - 1	9 - 4	9 - 1
10 - 4		10 - 2		10 - 3	10 - 2	10 - 4

Page 24-25	Page 26	Page 27-28	Page 29	Page 30	Page 31-32	Page 32
<u>Oil</u>	ur/turtle	<u>The Life Of A Turtle</u>	_se/mouse	_se/cheese, _ze/freeze	<u>A Trip To The Farm</u>	<u>A Trip To The Farm</u>
1 - 3	1 - 4	1 - 4	1 - 2	1 - 3	1 - 3	7 - Walter and his mom had a picnic lunch at the farm. They sat outside under a tree.
2 - 2	2 - 3	2 - 1	2 - 1	2 - 4	2 - 3	
3 - 1	3 - 1	3 - 2	3 - 3	3 - 2	3 - 1	
4 - 3	4 - 2	4 - 1	4 - 4	4 - 1	4 - 2	
5 - 2	5 - 3	5 - 2	5 - 4	5 - 4	5 - 4	
6 - People dig deep holes called oil wells to pump up the oil.	6 - 1	6 - Turtles live in lakes.	6 - 2	6 - 2	6 - Walter and his mom saw pigs, chickens, sheep, a donkey, a horse, pumpkins, and corn stalks at the farm.	
7 - Plastic toys and bottles can be made from oil.	7 - 2	7 - In the winter, turtles dig into the mud at the bottom of the lake and sleep.	7 - 2	7 - 3		
	8 - 3		8 - 3	8 - 1		
	9 - 2		9 - 1	9 - 2		
	10 - 1		10 - 3	10 - 3		

Decoding And Comprehension Tests - Book 6 - ANSWER KEY

Page 33	Page 34	Page 35	Page 36	Page 37	Page 38	Page 39-40
ā/raven	ē/begin	ī/lilac	ō/robot	ō/oval	ū/tulip, ū/music	<u>Baby Sally</u>
1 - 1	1 - 2	1 - 4	1 - 3	1 - 3	1 - 3	1 - 3
2 - 3	2 - 3	2 - 2	2 - 4	2 - 2	2 - 4	2 - 1
3 - 4	3 - 4	3 - 1	3 - 2	3 - 4	3 - 2	3 - 2
4 - 2	4 - 1	4 - 2	4 - 3	4 - 1	4 - 3	4 - 3
5 - 3	5 - 3	5 - 3	5 - 4	5 - 2	5 - 1	5 - 1
6 - 1	6 - 1	6 - 4	6 - 1	6 - 3	6 - 2	6 - 2
7 - 2	7 - 1	7 - 2	7 - 2	7 - 3	7 - 3	7 - 3
8 - 3	8 - 2	8 - 3	8 - 2	8 - 2	8 - 1	8 - 3
9 - 1	9 - 3	9 - 1	9 - 1	9 - 1	9 - 4	9 - 4
10 - 2	10 - 1	10 - 2		10 - 1	10 - 3	10 - 2

Page 41	Page 42	Page 43	Page 44	Page 45	Page 46	Page 47
<u>Baby Sally</u>	cup-cake, bon-fire	trap-eze, costume, flag-pole	shov-el, moth-er	con-fess, com-pare	ëi/veil	ëy/they
<p>11 - Baby Sally was sleepy. She needed to take a nap.</p> <p>12 - The lady put baby Sally into the baby buggy and sang to her while they went home. Then she put Sally into her crib for a nap.</p>	1 - 1	1 - 2	1 - 3	1 - 4	1 - 2	1 - 3
	2 - 3	2 - 1	2 - 3	2 - 3	2 - 3	2 - 4
	3 - 2	3 - 3	3 - 3	3 - 2	3 - 4	3 - 3
	4 - 4	4 - 2	4 - 2	4 - 1	4 - 2	4 - 2
	5 - 3	5 - 1	5 - 1	5 - 3	5 - 1	5 - 1
	6 - 2	6 - 3	6 - 4	6 - 1	6 - 1	6 - 1
	7 - 4	7 - 2	7 - 3	7 - 2	7 - 3	
	8 - 2	8 - 4	8 - 2	8 - 3	8 - 2	
	9 - 1	9 - 4	9 - 1	9 - 1		
	10 - 3	10 - 1	10 - 3	10 - 2		

Page 48-49	Page 50	Page 51	Page 52-53	Page 54	Page 55-56	Page 56
<u>The Flagpole</u>	<u>The Flagpole</u>	ëa/steak	<u>I Like To Eat</u>	ëigh/sleigh, ë/ballet	<u>A Birthday Treat</u>	<u>A Birthday Treat</u>
1 - 1	11 - Jack and Rose put concrete in the hole with the flagpole. They pushed and pulled on the pole until it stood up just right. 12 - Rose pulled on the rope to raise the flag to the top of the pole.	1 - 1	1 - 2	1 - 1	1 - 4	7 - Jean and her family ate steak, green beans, French bread, and birthday cake on her birthday.
2 - 2		2 - 4	2 - 3	2 - 2	2 - 2	
3 - 2		3 - 3	3 - Any	3 - 4	3 - 2	
4 - 3		4 - 2	4 - 1	4 - 3	4 - 1	
5 - 2		5 - 2	5 - 1	5 - 3	5 - 4	
6 - 1		6 - 3	6 - Answers will vary - any foods. 7 - A feast is a meal with a lot of good food to serve many people.	6 - 1	6 - Jean wanted a real puppy with a leather leash and a red ribbon on its neck.	
7 - 2		7 - 4		7 - 2		
8 - 1				8 - 3		
9 - 3				9 - 3		
10 - 4				10 - 1		

Decoding And Comprehension Tests - <u>Book 6</u> - ANSWER KEY						
Page 57	Page 58	Page 59	Page 60-61	Page 62	Page 63	Page 64
eū/neutron, eū/feud	ī/pizza	īe/shield	<u>Two Sleuths</u>	<u>Two Sleuths</u>	as-tro-naut, di-no-saur	re-act, flu-id, po-em
1 - 1	1 - 2	1 - 1	1 - 3	11 - Eugene said the footprints were made by a fierce bear. 12 - Spencer said the footprints were made by a knight with a sword and a shield.	1 - 4	1 - 4
2 - 3	2 - 4	2 - 3	2 - 1		2 - 2	2 - 3
3 - 2	3 - 3	3 - 2	3 - 4		3 - 3	3 - 2
4 - 1	4 - 2	4 - 4	4 - 1		4 - 4	4 - 3
5 - 3	5 - 1	5 - 3	5 - 2		5 - 2	5 - 4
6 - 1	6 - 3	6 - 2	6 - 1		6 - 1	6 - 1
7 - 4	7 - 2	7 - 1	7 - 4		7 - 3	7 - 1
8 - 3	8 - 1	8 - 4	8 - 1		8 - 3	8 - 2
	9 - 3	9 - 3	9 - 1		9 - 1	9 - 3
	10 - 2	10 - 1	10 - 2		10 - 2	10 - 2

Decoding And Comprehension Tests - <u>Book 7</u> - ANSWER KEY						
Page 65	Page 66	Page 67	Page 68	Page 69	Page 70	Page 72
wor/worm	er/heron	<u>A Good Book</u>	<u>A Good Book</u>	or/horse	<u>At The River</u>	<u>At The River</u>
1 - 4	1 - 2	1 - 2	6 - He looked at the letters, read the words slowly, and read the book many times.	1 - 4	1 - 3	11 - The rabbit ran into a hole under a log. 12 - The otters swim, slide in the mud, splash, and play in the river.
2 - 2	2 - 3	2 - 3		2 - 3	2 - 3	
3 - 3	3 - 1	3 - 4		3 - 2	3 - 2	
4 - 1	4 - 2	4 - 1		4 - 4	4 - 1	
5 - 2	5 - 3	5 - 3	7 - Mike's mom and dad smiled and hugged him. They were very proud of him.	5 - 3	5 - 2	
6 - 3	6 - 1			6 - 1	6 - 4	
7 - 1	7 - 2			7 - 4	7 - 3	
8 - 3	8 - 4			8 - 2	8 - 1	
9 - 2	9 - 1			9 - 3	9 - 2	
10 - 4	10 - 3			10 - 4	10 - 2	

Page 73	Page 74	Page 75	Page 76	Page 77	Page 78	Page 79
or/tractor	or/sorry	<u>A Night Visit</u>	<u>A Night Visit</u>	ar/dollar	ar/carrot	<u>Luke And The Lizard</u>
1 - 3	1 - 3	1 - 3	6 - Sam went to visit his horse at night, after he went to bed.	1 - 3	1 - 1	1 - 1
2 - 4	2 - 4	2 - 3		2 - 4	2 - 3	2 - 2
3 - 2	3 - 1	3 - 1		3 - 2	3 - 4	3 - 2
4 - 2	4 - 2	4 - 4		4 - 3	4 - 2	4 - 3
5 - 1	5 - 3	5 - 3	7 - Sam told his horse that he was a good horse. Sam was sorry he couldn't stay with the horse at night. He said he would see him tomorrow.	5 - 1	5 - 2	5 - 4
6 - 3	6 - 1			6 - 2	6 - 1	6 - The lizard was gray with a long blue tail. 7 - When it saw Luke, the lizard ran and hid in a crack in the wall.
7 - 2				7 - 4	7 - 3	
8 - 4				8 - 1	8 - 2	
9 - 3				9 - 2	9 - 1	
10 - 1				10 - 3	10 - 1	

Decoding And Comprehension Tests - <u>Book 7</u> - ANSWER KEY						
Page 81	Page 82	Page 83	Page 84			
ear/early	our/journal	<u>Rude June</u>	<u>Rude June</u>			
1 - 1	1 - 4	1 - 3	6 - Answers will vary. 7 - Answers will vary.			
2 - 2	2 - 3	2 - 1				
3 - 3	3 - 2	3 - 2				
4 - 4	4 - 1	4 - 4				
5 - 4	5 - 3	5 - 3				
6 - 1	6 - 2					
7 - 2	7 - 1					
8 - 1	8 - 4					
9 - 3						

Decoding And Comprehension Tests - Book 8- ANSWER KEY

Page 85	Page 86	Page 87	Page 88-89	Page 90	Page 91	Page 92
a/father	hel-lo, ze-ro	men-u, tu-tu	<u>My Family</u>	<u>My Family</u>	kn/knife	wr/wren
1 - 4	1 - 4	1 - 4	1 - 2	11 - The children have to stay away from the ladder. They have to play on the other side of the yard. 12 - Their mother reads the children a story before bedtime.	1 - 4	1 - 2
2 - 2	2 - 3	2 - 4	2 - 3		2 - 3	2 - 4
3 - 4	3 - 2	3 - 2	3 - 1		3 - 2	3 - 1
4 - 3	4 - 4	4 - 1	4 - 1		4 - 4	4 - 3
5 - 2	5 - 3	5 - 3	5 - 3		5 - 1	5 - 3
6 - 4	6 - 1	6 - 1	6 - 1		6 - 3	6 - 1
7 - 3	7 - 1	7 - 4	7 - 1		7 - 4	7 - 4
8 - 2	8 - 2		8 - 2		8 - 1	8 - 2
9 - 1	9 - 3		9 - 1		9 - 3	9 - 1
10 - 1	10 - 1		10 - 2		10 - 2	10 - 3

Page 93	Page 94-95	Page 96	Page 97	Page 98	Page 99	Page 100-101
gh/ghost	<u>On The Lawn</u>	<u>On The Lawn</u>	ought/bought	ph/phone	ugh/cough	<u>A Day At The Park</u>
1 - 1	1 - 2	11 - Joy stood very still because she did not want the wasp on her wrist to sting her.	1 - 4	1 - 3	1 - 1	1 - 2
2 - 3	2 - 2		2 - 3	2 - 4	2 - 3	2 - 4
3 - 2	3 - 3		3 - 2	3 - 2	3 - 2	3 - 3
4 - 4	4 - 2		4 - 1	4 - 2	4 - 4	4 - 1
5 - 3	5 - 1		5 - 3	5 - 1	5 - 3	5 - 1
6 - 2	6 - 3	12 - At the end of the story, the wasp flew away. Her mother called her again. Then Joy ran inside to eat her lunch.	6 - 2	6 - 3	6 - 1	6 - 1
7 - 3	7 - 2		7 - 4	7 - 4	7 - 4	7 - 5
8 - 4	8 - 1		8 - 1	8 - 2		8 - 3
9 - 1	9 - 4			9 - 3		
10 - 2	10 - 2			10 - 2		

Decoding And Comprehension Tests - Book 8- ANSWER KEY

Page 102	Page 103	Page 104	Page 105	Page 106-107	Page 107	Page 108-109
<u>A Day At The Park</u>	ye/rye, y_e/type	y/gymnastics	qua/quarrel, squa/squash	<u>Dolphins</u>	<u>Dolphins</u>	<u>Which One?</u>
9 - The children went down the slide, played on the swings, the seesaw, and the monkey bars, and played chase.	1 - 2 2 - 1 3 - 4 4 - 3 5 - 1 6 - 3	1 - 4 2 - 3 3 - 2 4 - 1 5 - 1 6 - 3	1 - 4 2 - 3 3 - 2 4 - 1 5 - 3 6 - 2	1 - 1 2 - 4 3 - 2 4 - 1 5 - 1 6 - Dolphins make sounds to help them find fish in cloudy water. They also make sounds to let the other dolphins know	where they are and what they are doing. 7 - Most of the time dolphins get along well with each other. But sometimes they get into a squabble. They clap their jaws to make a loud sound, or even bite each other.	1 - 2 2 - 2 3 - 3 4 - 4 5 - 1 6 - 4 7 - 1 8 - 2 9 - 2 10 - 1
10 - Answers will vary.	7 - 2 8 - 2 9 - 1 10 - 3	7 - 4 8 - 2 9 - 2 10 - 1	7 - 2 8 - 4 9 - 1 10 - 2			

Page 110						
<u>Which One?</u>						
11 - Answers will vary. 12 - Answers will vary.						

A a B b C c D d E e

F f G g H h I i J j

K k L l M m N n O o

P p Q q R r S s T t U u

V v W w X x Y y Z z

A a B b C c D d

E e F f G g H h

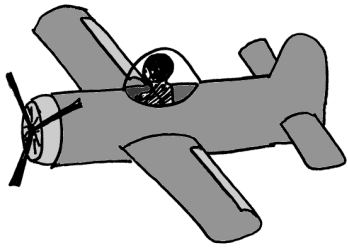
I i J j K k L l

M m N n O o


P p Q q R r S s

T t U u V v W w


X x Y y Z z




You can do it !



Don't give up !



Keep Going !



You're Getting It !

Phonics Patterns Sequence - Level Four

- Book 1 Closed Syllables (ax, cut)
Basic Vowels (o/son, ē/we, ō/go, ōr/for, ö/to)
Consonant Digraphs (sh, th, ch, tch, wh, ck, ng, nk)
Consonant Blends
- Book 2 Syllable Study (mit-ten, cab-in, but-ton, pet-al, lit-tle)
Long Vowels (long ē, long ā, and long ī patterns)
Sounds For Y (y/puppy, y/my)
- Book 3 More Long Vowels (long ō and long ū patterns)
Umbrella Sounds (o_e/love, a/across, _a/panda)
Vowel Discrimination (cap/cape, pin/pine, hop/hope, cub/cube)
Consonant Pattern (dge/fudge)
- Book 4 Odd O Patterns (oi, oy, ou/ōu/öu, ow/ōw, oo/öö, öuld)
Dotted Ü (ü/push)
Dotted Ä Patterns (äu, äw, äll, äl, älk, wä, swä)
Umbrella Vowel (ou/country)
- Book 5 Soft C And G Sounds (ce, ci, cy, _ce, ge, gi, gy, _ge)
R-Controlled Vowel Patterns (ar, er, ir, ur)
Ending Patterns With Silent E (_se, _ze)
- Book 6 Syllable Study, Open Syllables (rā-ven, bē-gin, lī-lac, rō-bot, mū-sic)
Syllable Study CVC-CVCE (cup-cake, flag-pole)
Syllable Study With Umbrella Vowels (won-der, noth-ing)
Syllable Study, Unaccented First Syllables (con-fess, com-pare)
Dotted Ē Patterns (ēi, ēy, ēigh, ē)
Long U Pattern, Rulebreaker (eu)
Dotted Ī Patterns (ī, īe)
Syllable Study, Unaccented Middle Syllables (oc-to-pus)
Syllable Study, Adjacent Vowels In Separate Syllables (di-et, po-em)
- Book 7 Advanced R-Controlled Vowel Patterns (wor/worm, er/heron,
or/tractor, or/sorry, ar/dollar, ar/carrot, ear/early, our/journal)
- Book 8 More Vowel Patterns (a/father, ought/bought, ye/rye, y_e/type,
y/gymnastics, qua_/quarrel, squa_/squash)
Syllable Study, Open Ending Syllables (ō/hippo, ū/menu)
Consonant Patterns With Silent Letters (wr, kn, gh)
Consonant Digraphs (ph, _ugh)