


Use With Any Of These Books

Phonetic Words And Stories, Books 1-4

Basic Phonics Patterns, Books 1-4

Know The Phonetic Code, Volumes 1-2


Know The Phonetic Code, No Stories



# Phonics Patterns Workbook



## For Books 1-4




Name \_\_\_\_\_





# Phonics Patterns Workbook

## For Books 1-4



Kathryn J. Davis

Use With Any Of These Books


Phonetic Words And Stories, Books 1-4

Basic Phonics Patterns, Books 1-4

Know The Phonetic Code, Volumes 1-2

Know The Phonetic Code, No Stories

These books teach the same phonetic patterns and syllable patterns in the same order, but in a different format. This workbook may be used with any of the books listed above.



Entire contents copyright © 2019 By Kathryn J. Davis  
7223 Cedar Lane Drive  
Germantown, TN 38138  
(901) 737-4466  
All rights reserved.

Permission is hereby granted to teachers, parents, and  
tutors to reproduce student materials in this book  
for individual or classroom use. Permission is granted  
for school-wide reproduction of materials.  
Commercial reproduction and  
any other use is prohibited.

Printed in the United States of America

The handwriting fonts used in this book are available from  
Educational Fontware, Inc, 1-800-806-2155,  
<http://www.educationalfontware.com>

## Table of Contents

See The Robot-Game Instructions And More On Pages 181-184

### **Book 1**

Syllable Study: Closed Syllables .....	6
sh/ship .....	8
o/son .....	10
e/me, o/go.....	12
th/thumb.....	14
th/this .....	16
amp, ask, aft, ast, and .....	17
ist, ilk, ift, isk, ind.....	19
or/horse.....	21
Suffix Study: Suffix _s with verbs and nouns.....	23
ond, oft, omp, olf, ost, ōst .....	25
ck/Jack.....	27
ump, unt, ulb, ust, usk .....	29
ō/to, _ve/give .....	31
est, eld, ent, end, elp, elt, elf, esk, ext, ept.....	33
ch/chicken.....	35
sp, sn, sk, sm, st, squ, sc, sw, dw, tw.....	37
tch/match.....	39
nch/bench .....	41
cl, fl, sl, bl, pl, gl, spl .....	43
wh/when .....	45
br, dr, cr, fr, pr, tr, gr, scr, str, spr .....	47
ng/ring .....	49
Contractions: he is, he's, Syllable Study: rob-in, chil-dren .....	51
nk/wink.....	53
oi/oil and oy/boy.....	55
ou/ouch and ow/cow .....	57
u/bush.....	59
all/ball.....	61

### **Book 2**

Syllable Study: mit-ten.....	63
Syllable Study: rib-bon .....	65
Syllable Study: bas-ket.....	67
Syllable Study: cab-in, wag-on .....	69
Syllable Study: silent e syllables, lit-tle .....	71

ee/feet .....	73
e_e/these.....	75
ei/weird, ey/key .....	77
ea/eat .....	79
ea/head .....	81
ai/rain .....	83
ay/play .....	85
a_e/safe.....	87
i_e/pine .....	89
ie/pie .....	91
igh/night.....	93
ild/child, ind/find.....	95
Suffix Study: _es after sh, ch, x, s, z .....	97
Contractions: is not, isn't, will not, won't .....	99
y/puppy .....	101
y/my .....	103

### **Book 3**


oa/boat.....	105
oe/toe .....	107
o_e/home.....	109
o_e/love .....	111
Suffix Study: _'s .....	113
old/gold, olt/bolt, oll/troll, olk/yolk .....	115
a_/across.....	117
_a/panda.....	119
ui/fruit .....	121
ue/glue.....	123
u_e/cube.....	125
ew/flew .....	127
tap/tape .....	129
cap/cape.....	131
pin/pine .....	133
pill/pile .....	135
rod/rode .....	137
cub/cube.....	139
dge/fudge.....	141

## **Book 4**

oi/oil .....	143
oy/boy .....	145
Suffix Study: _ed .....	147
ou/ouch .....	149
ou/four .....	151
ou/soup .....	153
Suffix Study: _ing .....	155
ow/cow .....	157
ow/snow .....	159
u/push .....	161
oo/moon .....	163
oo/book .....	165
au/Paul .....	167
aw/saw.....	169
Suffix Study: _'s .....	171
all/ball .....	173
al/salt, alk/talk.....	175
wa/wasp, swa/swan.....	177
ou/country .....	179

Name \_\_\_\_\_

Date \_\_\_\_\_



ax



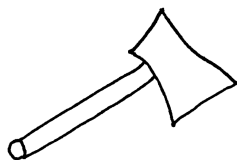
ran



ill




fin



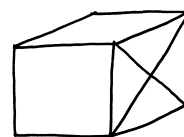
off



box




egg



ten

10

us



cut

Draw a line from each word  
to the matching picture.

Name \_\_\_\_\_

Date \_\_\_\_\_

ran

ax

ten

egg

fin

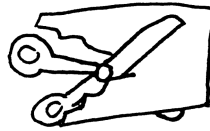
ill

box

off

cut

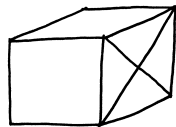
us



\_\_\_\_\_

\_\_\_\_\_

10


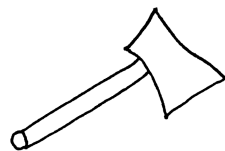



\_\_\_\_\_

\_\_\_\_\_

\_\_\_\_\_

\_\_\_\_\_



\_\_\_\_\_

\_\_\_\_\_


\_\_\_\_\_

\_\_\_\_\_


Copy the correct word under each picture. Circle each word in the box after you use it.

Name \_\_\_\_\_


Date \_\_\_\_\_



ship



shop




shot



shell



shut




fish



dish



cash



mash



rush

Draw a line from each word  
to the matching picture.



Name \_\_\_\_\_

Date \_\_\_\_\_

fish

shop

dish

shot

mash






shut

cash

shell

rush

ship



Copy the correct word under each picture. Circle each word in the box after you use it.

Name \_\_\_\_\_


Date \_\_\_\_\_



son



won



ton



of



from

front




A box of pens.

oven



was

what



The plant was small  
and then it grew larger.


Draw a line from each word  
to the matching picture.

Name \_\_\_\_\_

Date \_\_\_\_\_

son  
won  
ton  
of  
oven


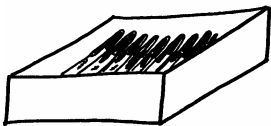
from  
front  
was  
what



The plant was small  
and then it grew larger.



A box of pens.



Copy the correct word under each picture. Circle each word in the box after you use it.

Name \_\_\_\_\_

Date \_\_\_\_\_




we



me

he




be

She will be six on her birthday.




she



go



yo – yo



She is so hot.

no



so hot






Draw a line from each word to the matching picture.

Name \_\_\_\_\_

Date \_\_\_\_\_

go                      we  
no                      he  
so                      she  
yo-yo                me  
                            be



Copy the correct word under each picture. Circle each word in the box after you use it.

Name \_\_\_\_\_

Date \_\_\_\_\_

$$\begin{array}{r} 5 \\ +5 \\ \hline 10 \end{array}$$

bath



math



path

moth



with



Beth



Seth



thin



thud



thumb<sup>x</sup>



Draw a line from each word to the matching picture.

Name \_\_\_\_\_

Date \_\_\_\_\_

thin

path

thud

bath

thumb<sup>x</sup>

math

Beth

moth


Seth

with



\_\_\_\_\_

\_\_\_\_\_



$$\begin{array}{r} 5 \\ +5 \\ \hline 10 \end{array}$$

\_\_\_\_\_

\_\_\_\_\_

\_\_\_\_\_

\_\_\_\_\_



\_\_\_\_\_

\_\_\_\_\_


\_\_\_\_\_

\_\_\_\_\_

Copy the correct word under each picture. Circle each word in the box after you use it.

Name \_\_\_\_\_


Date \_\_\_\_\_



that



then



this



them



Draw a line from each word to the matching picture.

them

this

then

that




Copy the correct word under each picture. Circle each word in the box after you use it.




Name \_\_\_\_\_


Date \_\_\_\_\_



camp




lamp




mask



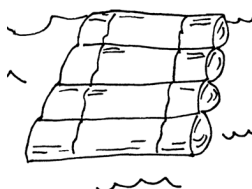
ask




raft



fast



last



hand



sand



land



Draw a line from each word  
to the matching picture.

Name \_\_\_\_\_

Date \_\_\_\_\_

sand

mask



hand

ask

land

fast

camp



last

lamp

raft

\_\_\_\_\_

\_\_\_\_\_



\_\_\_\_\_

\_\_\_\_\_

\_\_\_\_\_

\_\_\_\_\_



\_\_\_\_\_

\_\_\_\_\_


\_\_\_\_\_

\_\_\_\_\_

Copy the correct word under each picture. Circle each word in the box after you use it.

Name \_\_\_\_\_

Date \_\_\_\_\_



fist




list



mist



milk



silk



lift



gift



risk



disk



wind


Draw a line from each word  
to the matching picture.

Name \_\_\_\_\_

Date \_\_\_\_\_


lift  
milk  
disk  
fist  
mist

gift  
silk  
risk  
list  
wind



\_\_\_\_\_

\_\_\_\_\_




\_\_\_\_\_

\_\_\_\_\_

\_\_\_\_\_

\_\_\_\_\_



\_\_\_\_\_

\_\_\_\_\_

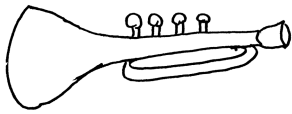
\_\_\_\_\_

\_\_\_\_\_


Copy the correct word under each picture. Circle each word in the box after you use it.

Name \_\_\_\_\_


Date \_\_\_\_\_




or



for




corn



horse<sup>x</sup>

horn



torn



Draw a line from each word  
to the matching picture.

Name \_\_\_\_\_

Date \_\_\_\_\_

or


torn

for

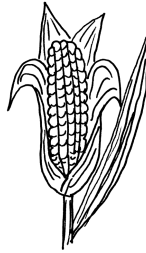
corn

horse


horn




\_\_\_\_\_



\_\_\_\_\_



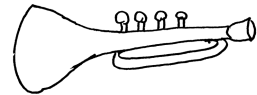
\_\_\_\_\_



\_\_\_\_\_





\_\_\_\_\_



\_\_\_\_\_

Copy the correct word under each picture. Circle each word in the box after you use it.

Name \_\_\_\_\_ Date \_\_\_\_\_

Verbs are action words. Rewrite the word. Add the suffix _s to show one person or thing is doing the action.	Nouns are naming words. Rewrite the word. Add the suffix _s to show that the word is referring to more than one person, place or thing.
<p>run</p>  <p>runs</p>	<p>cat</p>  <p>cats</p>
<p>sit</p> <p>_____</p>	<p>dog</p> <p>_____</p>
<p>wag</p> <p>_____</p>	<p>bug</p> <p>_____</p>
<p>tell</p> <p>_____</p>	<p>pin</p> <p>_____</p>
<p>hop</p> <p>_____</p>	<p>bed</p> <p>_____</p>

Name \_\_\_\_\_ Date \_\_\_\_\_

1. A horse runs. \_\_\_\_\_






2. Tom shuts the box. \_\_\_\_\_

3. The cat sits. \_\_\_\_\_

4. Six cats \_\_\_\_\_

5. Ten dots \_\_\_\_\_

6. A lot of shells \_\_\_\_\_




Write the letter for each picture beside the matching sentence.




Name \_\_\_\_\_


Date \_\_\_\_\_



pond




fond




soft



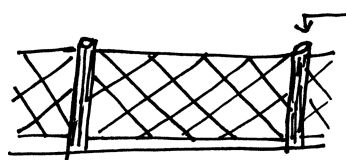
romp



golf




cost



lost



mōst



pōst



ghōst



Draw a line from each word to the matching picture.

Name \_\_\_\_\_

Date \_\_\_\_\_

pond

fond

soft

romp

cost







lost

mōst

pōst

ghōst

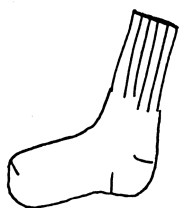
golf




Copy the correct word under each picture. Circle each word in the box after you use it.

Name \_\_\_\_\_


Date \_\_\_\_\_



rock



sock



back




sack



duck




luck



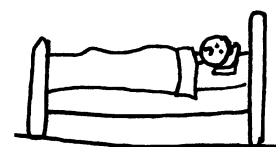
neck



peck



kick



sick

Draw a line from each word  
to the matching picture.

Name \_\_\_\_\_

Date \_\_\_\_\_

back

sick

sack

kick

duck

peck

luck

neck


rock

sock



\_\_\_\_\_

\_\_\_\_\_





\_\_\_\_\_

\_\_\_\_\_

\_\_\_\_\_

\_\_\_\_\_



\_\_\_\_\_

\_\_\_\_\_

\_\_\_\_\_

\_\_\_\_\_


Copy the correct word under each picture. Circle each word in the box after you use it.

Name \_\_\_\_\_

Date \_\_\_\_\_




jump



dump



pump




punt




bulb



must



dust



gust



dusk



tusk

Draw a line from each word  
to the matching picture.

Name \_\_\_\_\_

Date \_\_\_\_\_

jump

dump

pump

punt

must






dust

gust

bulb

tusk

dusk



Copy the correct word under each picture. Circle each word in the box after you use it.

Name \_\_\_\_\_


Date \_\_\_\_\_



tö

2


dö




<sup>x</sup>twö



intö



ontö



give



have

live



Draw a line from each word  
to the matching picture.

Name \_\_\_\_\_

Date \_\_\_\_\_

have

live

give

do


to

two

onto

into

2





\_\_\_\_\_

\_\_\_\_\_

\_\_\_\_\_

\_\_\_\_\_



\_\_\_\_\_

\_\_\_\_\_

\_\_\_\_\_

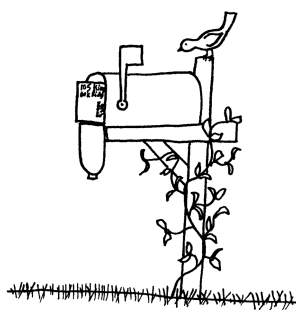
\_\_\_\_\_

Copy the correct word under each picture. Circle each word in the box after you use it.




Name \_\_\_\_\_

Date \_\_\_\_\_



nest




held

tent



send

help




melt




self

desk



next

wept



Draw a line from each word to the matching picture.

Name \_\_\_\_\_

Date \_\_\_\_\_

nest

held

tent

send

help

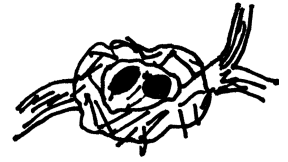

melt

self

desk




next

wept



\_\_\_\_\_

\_\_\_\_\_

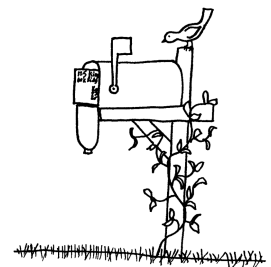



\_\_\_\_\_

\_\_\_\_\_

\_\_\_\_\_

\_\_\_\_\_



\_\_\_\_\_

\_\_\_\_\_


\_\_\_\_\_

\_\_\_\_\_

Copy the correct word under each picture. Circle each word in the box after you use it.

Name \_\_\_\_\_


Date \_\_\_\_\_



chop




chin



check



chick




chips



chimp


chest



chess



chill



chum



Draw a line from each word  
to the matching picture.

Name \_\_\_\_\_

Date \_\_\_\_\_

chick

check

chin

chess

chips







chest

chimp

chill

chop

chum



Copy the correct word under each picture. Circle each word in the box after you use it.

Name \_\_\_\_\_

Date \_\_\_\_\_

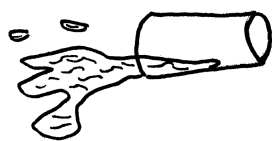


spill

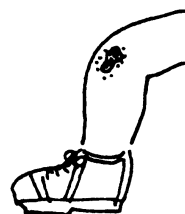


snap


skip




smell




stop




squid



scab



swim



dwell



twig



Draw a line from each word  
to the matching picture.

Name \_\_\_\_\_

Date \_\_\_\_\_

spill

snap

scab

smell

skip


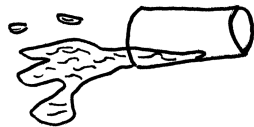

swim

squid

twig

stop


dwelt



Copy the correct word under each picture. Circle each word in the box after you use it.

Name \_\_\_\_\_

Date \_\_\_\_\_



match



batch



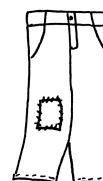
hatch



catch





patch




pitch

ditch



Dutch

notch



fetch

Draw a line from each word  
to the matching picture.

Name \_\_\_\_\_

Date \_\_\_\_\_

pitch

catch

ditch

patch

fetch

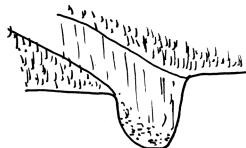


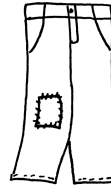
match

notch

batch

Dutch

hatch




Copy the correct word under each picture. Circle each word in the box after you use it.





Name \_\_\_\_\_

Date \_\_\_\_\_




bench

<sup>r</sup>  
wrench



bunch

munch



punch



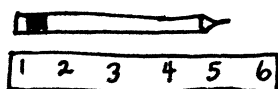
lunch



ranch



conch



inch



finch

Draw a line from each word  
to the matching picture.

Name \_\_\_\_\_

Date \_\_\_\_\_

conch

lunch

bunch

munch

inch

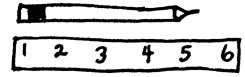
bench

w<sup>r</sup>ench

ranch


punch

finch




\_\_\_\_\_


\_\_\_\_\_



\_\_\_\_\_




\_\_\_\_\_




\_\_\_\_\_



\_\_\_\_\_



\_\_\_\_\_



\_\_\_\_\_



\_\_\_\_\_



\_\_\_\_\_

Copy the correct word under each picture. Circle each word in the box after you use it.

Name \_\_\_\_\_

Date \_\_\_\_\_





cliff



clock

flag



flip

sled



glass




block



plug



split



splash





Draw a line from each word to the matching picture.

Name \_\_\_\_\_

Date \_\_\_\_\_



flip  
flag  
sled  
cliff  
glass

plug  
block  
clock  
split  
splash



\_\_\_\_\_

\_\_\_\_\_

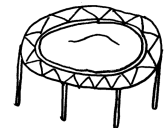


\_\_\_\_\_

\_\_\_\_\_

\_\_\_\_\_

\_\_\_\_\_



\_\_\_\_\_

\_\_\_\_\_

\_\_\_\_\_

\_\_\_\_\_


Copy the correct word under each picture. Circle each word in the box after you use it.

Name \_\_\_\_\_

Date \_\_\_\_\_



whip



whisk



which



whiff




whiz



when



whippet



what



who



whose

Draw a line from each word to the matching picture.

Name \_\_\_\_\_

Date \_\_\_\_\_

whip

when

whisk

what

which



who

whiff

whose

whiz


whippet



Copy the correct word under each picture. Circle each word in the box after you use it.

Name \_\_\_\_\_

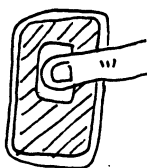
Date \_\_\_\_\_



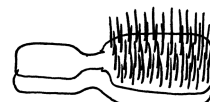
brush




drop



crab



frog




press



truck




grill



scrub



strap



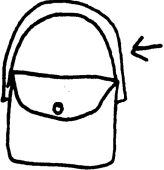


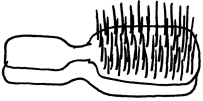



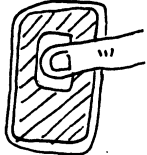


sprig

Draw a line from each word  
to the matching picture.

Name \_\_\_\_\_

Date \_\_\_\_\_

<p>frog</p> <p>crab</p> <p>truck</p> <p>drop</p> <p>scrub</p>	<p>press</p> <p>grill</p> <p>strap</p> <p>sprig</p> <p>brush</p>	 <p>_____</p>	 <p>_____</p>
 <p>_____</p>	 <p>_____</p>	 <p>_____</p>	 <p>_____</p>
 <p>_____</p>	 <p>_____</p>	 <p>_____</p>	 <p>_____</p>

Copy the correct word under each picture. Circle each word in the box after you use it.



Name \_\_\_\_\_


Date \_\_\_\_\_



rang



sang



long



strong




king




wing



bring



spring



stung



hung


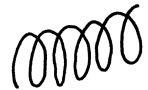
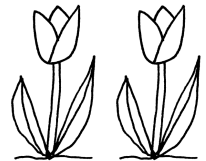


Draw a line from each word to the matching picture.

Name \_\_\_\_\_

Date \_\_\_\_\_

long  
sang  
rang  
hung  
stung

strong  
bring  
spring  
wing  
king



Copy the correct word under each picture. Circle each word in the box after you use it.

Name \_\_\_\_\_ Date \_\_\_\_\_

In a contraction, two words are put together to form one word. Look at each pair of words. Write the contraction on the line below them. Cross out the letter *i*. Write the first word. Put an apostrophe after the first word, in the place of the missing *i*. Write the remaining *s* at the end.

He ~~i~~s

He's \_\_\_\_\_

Who ~~i~~s

Who's \_\_\_\_\_

She is

\_\_\_\_\_

What is

\_\_\_\_\_

It is

\_\_\_\_\_

When is

\_\_\_\_\_

That is

\_\_\_\_\_

Look at the words in the bottom row. Each word is made up of two syllables. Read the syllables in each word. Then write each word, putting the syllables together without a space.

rob in



robin \_\_\_\_\_

chil dren



\_\_\_\_\_

Name \_\_\_\_\_ Date \_\_\_\_\_

1. What's in the box ? \_\_\_\_\_

2. She's sad. \_\_\_\_\_

3. That's hot. \_\_\_\_\_

4. When's lunch ? \_\_\_\_\_


5. Who's on the bus ? \_\_\_\_\_

6. He's strong. \_\_\_\_\_

A



B



C



D



E




F



Write the letter for each picture beside the matching sentence.

Name \_\_\_\_\_

Date \_\_\_\_\_




junk




trunk



chunk



skunk



bank



thank



think



wink

drink



honk



Draw a line from each word  
to the matching picture.

Name \_\_\_\_\_

Date \_\_\_\_\_

chunk

think

junk

wink

trunk


drink

skunk

bank


honk

thank



\_\_\_\_\_

\_\_\_\_\_





\_\_\_\_\_

\_\_\_\_\_

\_\_\_\_\_

\_\_\_\_\_



\_\_\_\_\_

\_\_\_\_\_

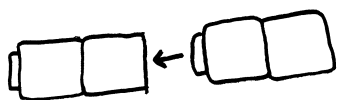
\_\_\_\_\_

\_\_\_\_\_

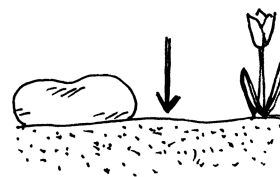
Copy the correct word under each picture. Circle each word in the box after you use it.

Name \_\_\_\_\_

Date \_\_\_\_\_



oil



boil



soil



coin



join



point



boy



joy



toy



soy

Draw a line from each word  
to the matching picture.

Name \_\_\_\_\_

Date \_\_\_\_\_

toy

coin

soy

point

boy

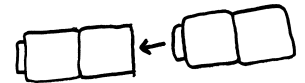
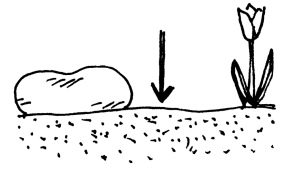
boil

joy

soil

join

oil




Copy the correct word under each picture. Circle each word in the box after you use it.




Name \_\_\_\_\_

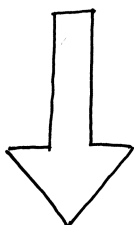
Date \_\_\_\_\_




out



loud




shout



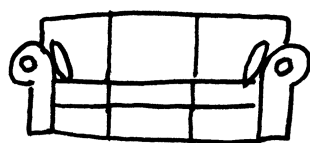
couch




mouth




cow



bow




down



town

owl



Draw a line from each word to the matching picture.

Name \_\_\_\_\_

Date \_\_\_\_\_

cow

loud

bow

shout

owl





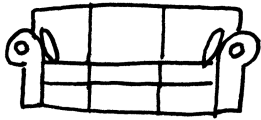
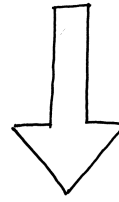
mouth

town

couch

down


out




Copy the correct word under each picture. Circle each word in the box after you use it.

Name \_\_\_\_\_


Date \_\_\_\_\_




put




push



bush



pull



full



bull

Draw a line from each word  
to the matching picture.

Name \_\_\_\_\_

Date \_\_\_\_\_

pull

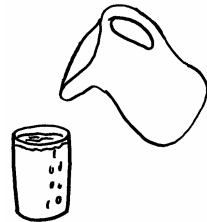





full

push

bull

put


bush




Copy the correct word under each picture. Circle each word in the box after you use it.

Name \_\_\_\_\_

Date \_\_\_\_\_




all




call




ball



tall



wall



fall



hall



mall

Draw a line from each word to the matching picture.

Name \_\_\_\_\_

Date \_\_\_\_\_

ball

call

wall


fall

hall

mall

all

tall





\_\_\_\_\_

\_\_\_\_\_

\_\_\_\_\_

\_\_\_\_\_



\_\_\_\_\_

\_\_\_\_\_

\_\_\_\_\_

\_\_\_\_\_

Copy the correct word under each picture. Circle each word in the box after you use it.

Name \_\_\_\_\_


Date \_\_\_\_\_



mitten




kitten



hidden




muffin




puppet



rabbit





basset



tennis









bonnet



bobbin

Draw a line from each word  
to the matching picture.

Name \_\_\_\_\_ Date \_\_\_\_\_

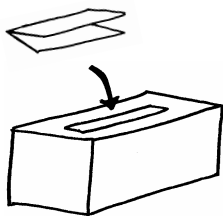
<p>tennis</p> <p>muffin</p> <p>puppet</p> <p>bobbin</p> <p>bonnet</p>	<p>kitten</p> <p>mitten</p> <p>hidden</p> <p>rabbit</p> <p>basset</p>	 <p>_____</p>	 <p>_____</p>
 <p>_____</p>	 <p>_____</p>	 <p>_____</p>	 <p>_____</p>
 <p>_____</p>	 <p>_____</p>	 <p>_____</p>	 <p>_____</p>

Copy the correct word under each picture. Circle each word in the box after you use it.




Name \_\_\_\_\_

Date \_\_\_\_\_



gallop



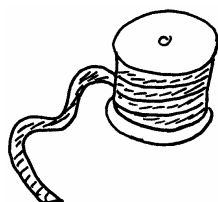
gallon



ballot



cannon




button



summon



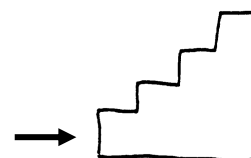
cotton



bottom

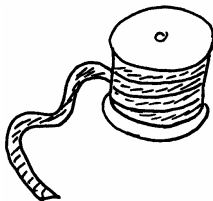
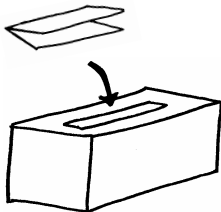


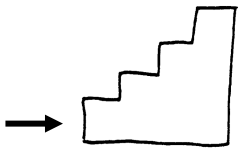







ribbon



lesson

Draw a line from each word to the matching picture.

<p>button</p> <p>summon</p> <p>bottom</p> <p>cotton</p> <p>ribbon</p>	<p>gallon</p> <p>gallop</p> <p>ballot</p> <p>cannon</p> <p>lesson</p>	 <p>_____</p>	 <p>_____</p>
 <p>_____</p>	 <p>_____</p>	 <p>_____</p>	 <p>_____</p>
 <p>_____</p>	 <p>_____</p>	 <p>_____</p>	 <p>_____</p>

Copy the correct word under each picture. Circle each word in the box after you use it.

Name \_\_\_\_\_


Date \_\_\_\_\_



basket



hotdog





napkin

helmet




cactus

picnic



hundred

pumpkin



children



cobweb

100

Draw a line from each word  
to the matching picture.

Name \_\_\_\_\_

Date \_\_\_\_\_

cactus

picnic

basket

children

napkin




pumpkin

hotdog


hundred

cobweb

helmet




100



Copy the correct word under each picture. Circle each word in the box after you use it.

Name \_\_\_\_\_

Date \_\_\_\_\_



cabin

7


seven



robin



exit



closet



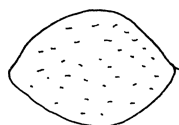
present




wagon



lemon



petal



salad

In these words, the vowel in the first syllable is followed by a consonant, so you should say the short vowel sound. Draw a line from each word to the matching picture.

Name \_\_\_\_\_

Date \_\_\_\_\_

wagon

petal

lemon

salad

cabin


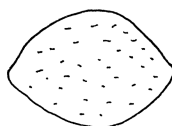


seven

robin

exit

closet


present



Copy the correct word under each picture. Circle each word in the box after you use it.

Name \_\_\_\_\_


Date \_\_\_\_\_



giggle



little




twinkle




bubble



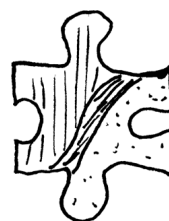
puzzle



uncle



ruffle



apple




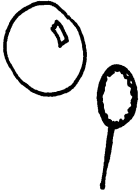
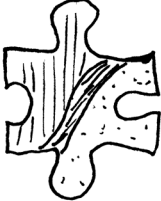





candle



pē<sup>x</sup>ople



Draw a line from each word  
to the matching picture.

<p>candle</p> <p>uncle</p> <p>twinkle</p> <p>little</p> <p>people</p>	<p>apple</p> <p>bubble</p> <p>giggle</p> <p>ruffle</p> <p>puzzle</p>	 <p>_____</p>	 <p>_____</p>
 <p>_____</p>	 <p>_____</p>	 <p>_____</p>	 <p>_____</p>
 <p>_____</p>	 <p>_____</p>	 <p>_____</p>	 <p>_____</p>




Name \_\_\_\_\_

Date \_\_\_\_\_




see



seed

feet




deer

3


tree




three



sheep




green












sleep



street



Draw a line from each word  
to the matching picture.

feet deer sheep seed see	sleep green tree street three	 _____	 _____
 _____	 _____	 _____	 _____
3 _____	 _____	 _____	 _____

Copy the correct word under each picture. Circle each word in the box after you use it.

Name \_\_\_\_\_


Date \_\_\_\_\_



Pete



Eve




these



here



grebe



where

Draw a line from each word  
to the matching picture.

Name \_\_\_\_\_

Date \_\_\_\_\_

Eve




these

Pete

grebe

here


where



Copy the correct word under each picture. Circle each word in the box after you use it.

Name \_\_\_\_\_


Date \_\_\_\_\_




weird



seize



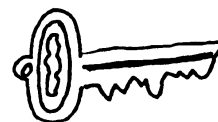
key




valley



trolley



donkey



chimney




honey

money








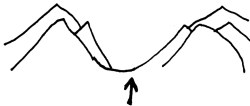
monkey







Draw a line from each word to the matching picture.

Name \_\_\_\_\_ Date \_\_\_\_\_

valley	seize		
trolley	weird		
chimney	honey		
donkey	money		
key	monkey		


			


Copy the correct word under each picture. Circle each word in the box after you use it.

Name \_\_\_\_\_

Date \_\_\_\_\_




read




team



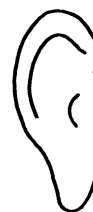
beach



beak




leaf




least

meat




year











ear



eat



Draw a line from each word to the matching picture.

<p>eat</p> <p>ear</p> <p>team</p> <p>meat</p> <p>year</p>	<p>leaf</p> <p>least</p> <p>beak</p> <p>beach</p> <p>read</p>	 <p>_____</p>	 <p>_____</p>
 <p>_____</p>	 <p>_____</p>	 <p>_____</p>	 <p>_____</p>
 <p>_____</p>	 <p>_____</p>	 <p>_____</p>	 <p>_____</p>

Copy the correct word under each picture. Circle each word in the box after you use it.




Name \_\_\_\_\_

Date \_\_\_\_\_



head




health



dead




deaf




sweat



wealth




thread




spread

lead



bread




Draw a line from each word  
to the matching picture.

Name \_\_\_\_\_

Date \_\_\_\_\_

deaf	bread
dead	spread
wealth	thread
health	lead
head	sweat



\_\_\_\_\_

\_\_\_\_\_




\_\_\_\_\_

\_\_\_\_\_

\_\_\_\_\_

\_\_\_\_\_



\_\_\_\_\_

\_\_\_\_\_

\_\_\_\_\_

\_\_\_\_\_


Copy the correct word under each picture. Circle each word in the box after you use it.

Name \_\_\_\_\_

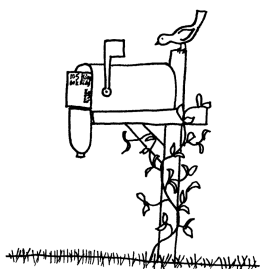
Date \_\_\_\_\_




mail



sail




tail



hair



chair




wait




rain



train









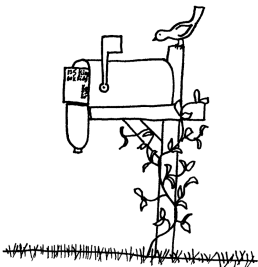



paint



snail

Draw a line from each word  
to the matching picture.

Name \_\_\_\_\_ Date \_\_\_\_\_

<div>hair</div> <div>chair</div> <div>rain</div> <div>paint</div> <div>train</div> <div>sail</div> <div>tail</div> <div>mail</div> <div>snail</div> <div>wait</div>	 <div>_____</div>	 <div>_____</div>	
 <div>_____</div>	 <div>_____</div>	 <div>_____</div>	 <div>_____</div>
 <div>_____</div>	 <div>_____</div>	 <div>_____</div>	 <div>_____</div>

Copy the correct word under each picture. Circle each word in the box after you use it.

Name \_\_\_\_\_


Date \_\_\_\_\_



hay



play



day

lay




say



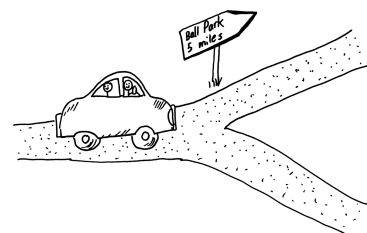
pay



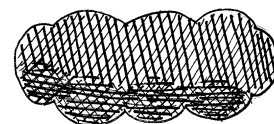

way



gray



tray



spray

Draw a line from each word to the matching picture.

Name \_\_\_\_\_

Date \_\_\_\_\_

day

way

pay

play

hay



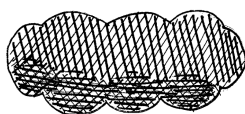
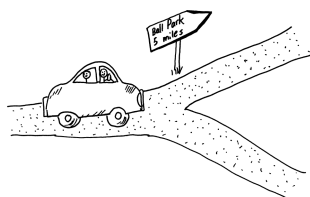

gray

say

spray

lay

tray




Copy the correct word under each picture. Circle each word in the box after you use it.

Name \_\_\_\_\_

Date \_\_\_\_\_



tape



cave



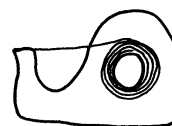
save



gate




game



bake



lake



skate

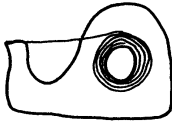










plane



grape

Draw a line from each word  
to the matching picture.

<div>cave</div> <div>lake</div> <div>save</div> <div>bake</div> <div>gate</div> <div>grape</div> <div>game</div> <div>plane</div> <div>tape</div> <div>skate</div>		 <div></div>	 <div></div>
 <div></div>	 <div></div>	 <div></div>	 <div></div>
 <div></div>	 <div></div>	 <div></div>	 <div></div>

Copy the correct word under each picture. Circle each word in the box after you use it.



Name \_\_\_\_\_

Date \_\_\_\_\_



five



nine



fire




line



bike



ride



dime



time











slide



smile

Draw a line from each word  
to the matching picture.


Name \_\_\_\_\_ Date \_\_\_\_\_

<p>time</p> <p>dime</p> <p>line</p> <p>nine</p> <p>five</p>	<p>fire</p> <p>ride</p> <p>bike</p> <p>slide</p> <p>smile</p>	 _____	 _____
 _____	<p>9</p> _____	<p>5</p> _____	 _____
 _____	 _____	 _____	 _____


Copy the correct word under each picture. Circle each word in the box after you use it.

Name \_\_\_\_\_

Date \_\_\_\_\_



pie



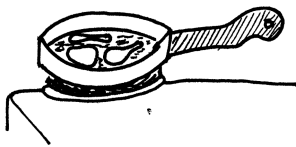
lie




tie



die



cries




fries



flies



friend



Draw a line from each word  
to the matching picture.

Name \_\_\_\_\_

Date \_\_\_\_\_

tie

flies


pie

fries


lie

cries

die



friend


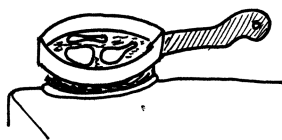


\_\_\_\_\_

\_\_\_\_\_

\_\_\_\_\_

\_\_\_\_\_



\_\_\_\_\_

\_\_\_\_\_

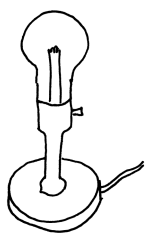
\_\_\_\_\_

\_\_\_\_\_


Copy the correct word under each picture. Circle each word in the box after you use it.

Name \_\_\_\_\_


Date \_\_\_\_\_



night



light




tight




fight

$$\begin{array}{r} 2 \\ + 2 \\ \hline 4 \end{array}$$

right



right




high



bright





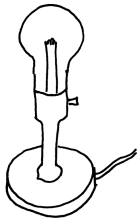






flight



frighten

Draw a line from each word to the matching picture.

<p>light</p> <p>night</p> <p>right</p> <p>right</p> <p>tight</p>	<p>flight</p> <p>bright</p> <p>fright</p> <p>high</p> <p>fight</p>	 <p>_____</p>	 <p>_____</p>
 <p>_____</p>	 <p>_____</p>	 <p>_____</p>	 <p>_____</p>
 <p>_____</p>	 <p>_____</p>	$\begin{array}{r} 2 \\ + 2 \\ \hline 4 \end{array}$ <p>_____</p>	 <p>_____</p>

Copy the correct word under each picture. Circle each word in the box after you use it.

Name \_\_\_\_\_

Date \_\_\_\_\_



wild




child



find



blind




grind



remind



behind



hind

Draw a line from each word to the matching picture.

Name \_\_\_\_\_

Date \_\_\_\_\_

find

wild

grind

child

blind

behind

remind

hind




\_\_\_\_\_




\_\_\_\_\_



\_\_\_\_\_



\_\_\_\_\_




\_\_\_\_\_



\_\_\_\_\_



\_\_\_\_\_



\_\_\_\_\_

Copy the correct word under each picture. Circle each word in the box after you use it.



Name \_\_\_\_\_ Date \_\_\_\_\_

## Use \_es after sh, ch, x, s, or z.

Verbs are action words. Rewrite the word.  
Add the suffix \_es to show one person or thing  
is doing the action.

Nouns are naming words. Rewrite the word.  
Add the suffix \_es to show that the word is  
referring to more than one person, place or thing.

fix

fixes

box

boxes

rush

\_\_\_\_\_

dish

\_\_\_\_\_

catch

\_\_\_\_\_

crutch

\_\_\_\_\_

fizz

\_\_\_\_\_

bus

\_\_\_\_\_

miss

\_\_\_\_\_

class

\_\_\_\_\_

Name \_\_\_\_\_ Date \_\_\_\_\_

1. Pam misses it. \_\_\_\_\_

2. Bob fixes it. \_\_\_\_\_

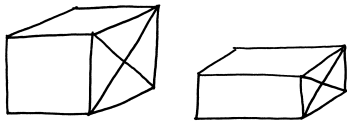
3. The drink fizzes. \_\_\_\_\_

4. I have two boxes. \_\_\_\_\_

5. Bob has glasses so he can see. \_\_\_\_\_

6. The children get on the buses. \_\_\_\_\_

A




B




C



D



E



F



Write the letter for each picture beside the matching sentence.

Name \_\_\_\_\_ Date \_\_\_\_\_

In a contraction, two words are put together to form one word. Look at each pair of words. Cross out the letter *o*. Write the first word. When you write the second word, leave out the letter *o* and put an apostrophe in its place.

is ~~not~~

isn't

has ~~not~~

hasn't

was not

\_\_\_\_\_

had not

\_\_\_\_\_

did not

\_\_\_\_\_

have not

\_\_\_\_\_

can ~~not~~


\_\_\_\_\_

will not

won't 

do ~~not~~


\_\_\_\_\_

don't 


Name \_\_\_\_\_ Date \_\_\_\_\_

1. She can't reach the doll. \_\_\_\_\_
2. He didn't pick up his mess. \_\_\_\_\_
3. The ox won't go. \_\_\_\_\_
4. She hasn't finished yet. \_\_\_\_\_
5. Kay isn't well. \_\_\_\_\_
6. I don't like snakes. \_\_\_\_\_

A



B



C




D



E




F



Write the letter for each picture beside the matching sentence.

Name \_\_\_\_\_

Date \_\_\_\_\_




bunny



puppy




happy



daddy




penny



jelly



holly



silly



candy



windy

Draw a line from each word to the matching picture.

Name \_\_\_\_\_

Date \_\_\_\_\_

puppy

windy

bunny

candy

happy




daddy

jelly

holly

silly


penny



Copy the correct word under each picture. Circle each word in the box after you use it.

Name \_\_\_\_\_

Date \_\_\_\_\_



my




cry




by



sky



fly

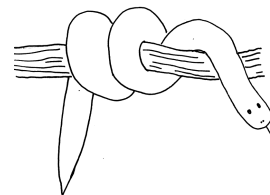


why



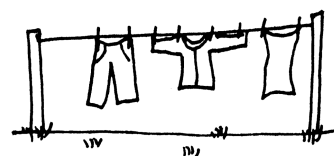
fry

dry



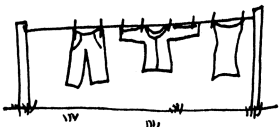



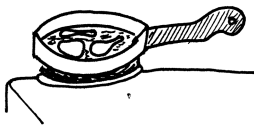





python

reply



Draw a line from each word to the matching picture.


<div>my</div> <div>dry</div> <div>fry</div> <div>fly</div> <div>reply</div>	<div>cry</div> <div>by</div> <div>sky</div> <div>why</div> <div>python</div>	<div></div> <div>_____</div>	<div></div> <div>_____</div>
<div></div> <div>_____</div>	<div></div> <div>_____</div>	<div></div> <div>_____</div>	<div></div> <div>_____</div>
<div></div> <div>_____</div>	<div></div> <div>_____</div>	<div></div> <div>_____</div>	<div></div> <div>_____</div>

Copy the correct word under each picture. Circle each word in the box after you use it.




Name \_\_\_\_\_

Date \_\_\_\_\_



coat



boat

goat



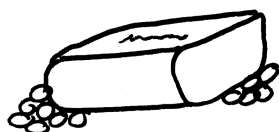
float



toad




road




roar



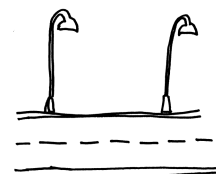
soap












goal



toast





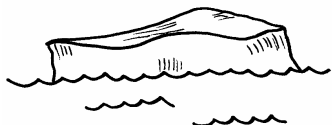
Draw a line from each word  
to the matching picture.

<p>goat</p> <p>boat</p> <p>coat</p> <p>road</p> <p>toad</p>	<p>soap</p> <p>goal</p> <p>roar</p> <p>float</p> <p>toast</p>	 <p>_____</p>	 <p>_____</p>
 <p>_____</p>	 <p>_____</p>	 <p>_____</p>	 <p>_____</p>
 <p>_____</p>	 <p>_____</p>	 <p>_____</p>	 <p>_____</p>

Copy the correct word under each picture. Circle each word in the box after you use it.

Name \_\_\_\_\_

Date \_\_\_\_\_



toe

doe

hoe

Joe

woe



roe

floe

goes












ōboe

shōe



Draw a line from each word  
to the matching picture.

Name \_\_\_\_\_ Date \_\_\_\_\_

<div>hoe                      roe</div> <div>floe                     woe</div> <div>Joe                      goes</div> <div>toe                      doe</div> <div>oboe                     shöe</div>		 _____	 _____
 _____	 _____	 _____	 _____
 _____	 _____	 _____	 _____


Copy the correct word under each picture. Circle each word in the box after you use it.

Name \_\_\_\_\_

Date \_\_\_\_\_



home



more



score




nose




those



cone



stone




whole


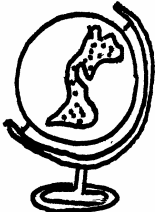


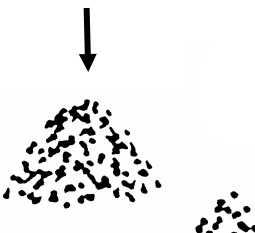





smoke



globe




Draw a line from each word to the matching picture.

<p>cone</p> <p>stone</p> <p>nose</p> <p>those</p> <p>smoke</p>	<p>more</p> <p>score</p> <p>globe</p> <p>home</p> <p>whole</p>	 <p>_____</p>	 <p>_____</p>
 <p>_____</p>	 <p>_____</p>	 <p>_____</p>	 <p>_____</p>
 <p>_____</p>	 <p>_____</p>	 <p>_____</p>	 <p>_____</p>

Copy the correct word under each picture. Circle each word in the box after you use it.

Name \_\_\_\_\_

Date \_\_\_\_\_



  
glove




love

dove




  
above



some




come



none

1

done



one

0












gone



Draw a line from each word  
to the matching picture.

Name \_\_\_\_\_ Date \_\_\_\_\_

<p>one</p> <p>none</p> <p>done</p> <p>gone</p> <p>come</p>	<p>dove</p> <p>love</p> <p>glove</p> <p>above</p> <p>some</p>	 <p>_____</p>	 <p>_____</p>
 <p>_____</p>	 <p>_____</p>	 <p>_____</p>	<p>1</p> <p>_____</p>
 <p>_____</p>	 <p>_____</p>	 <p>_____</p>	 <p>_____</p>

Copy the correct word under each picture. Circle each word in the box after you use it.



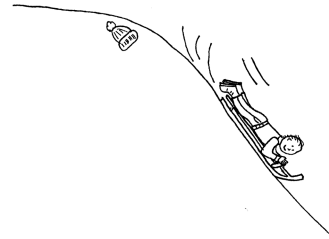
Name \_\_\_\_\_

Date \_\_\_\_\_


Beth's blocks



Jeff's pig



Joe's truck



Ed's sled



Ned's shell



Mike's bike



Draw a line from each phrase  
to the matching picture.

Name \_\_\_\_\_ Date \_\_\_\_\_

1. Jim's dog can't go with him. \_\_\_\_\_

2. Jeff's pig can stand up. \_\_\_\_\_


3. Ed's van won't go. \_\_\_\_\_

4. Tom's sock is lost. \_\_\_\_\_


5. The cat's mat is soft. \_\_\_\_\_

5. Joan's throat is sore. \_\_\_\_\_


A




B



C




D



E




F




Write the letter for each picture beside the matching sentence.

Name \_\_\_\_\_

Date \_\_\_\_\_




roll

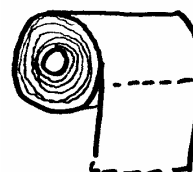


troll

bolt



colt



hold



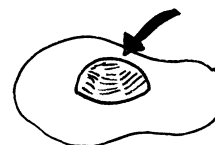
gold



cold




fold



sold





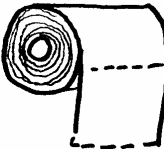







yolk



Draw a line from each word to the matching picture.


Name \_\_\_\_\_ Date \_\_\_\_\_

<div> <div>yolk</div> <div>gold</div> <div>cold</div> <div>roll</div> <div>sold</div> <div>troll</div> <div>hold</div> <div>colt</div> <div>fold</div> <div>bolt</div> </div>		 _____	 _____
 _____	 _____	 _____	 _____
 _____	 _____	 _____	 _____

Copy the correct word under each picture. Circle each word in the box after you use it.

Name \_\_\_\_\_

Date \_\_\_\_\_



across

around

away

asleep

alone



above

alike











afraid

ago

alas



Draw a line from each word to the matching picture.

<p>away</p> <p>around</p> <p>across</p> <p>alike</p> <p>afraid</p>	<p>ago</p> <p>alas</p> <p>alone</p> <p>above</p> <p>asleep</p>	 <p>_____</p>	 <p>_____</p>
 <p>_____</p>	 <p>_____</p>	 <p>_____</p>	 <p>_____</p>
 <p>_____</p>	 <p>_____</p>	 <p>_____</p>	 <p>_____</p>

Copy the correct word under each picture. Circle each word in the box after you use it.

Name \_\_\_\_\_

Date \_\_\_\_\_



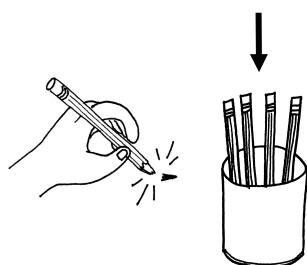
  
Anna

panda



Santa

comma



extra

villa



yucca



eggs, plums,  
hotdogs, milk,  
jelly, cake

delta



   
banana

   
vanilla



Draw a line from each word  
to the matching picture.

<p>villa</p> <p>comma</p> <p>extra</p> <p>yucca</p> <p>delta</p>	<p>panda</p> <p>Santa</p> <p>Anna</p> <p>banana</p> <p>vanilla</p>	 <p>_____</p>	 <p>_____</p>
 <p>_____</p>	 <p>_____</p>	 <p>_____</p>	<p>,</p> <p>eggs, plums, hotdogs, milk, jelly, cake</p> <p>_____</p>
 <p>_____</p>	 <p>_____</p>	 <p>_____</p>	 <p>_____</p>


Copy the correct word under each picture. Circle each word in the box after you use it.



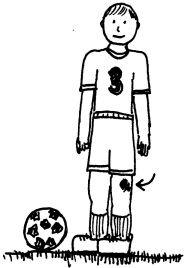
Name \_\_\_\_\_

Date \_\_\_\_\_


fruit



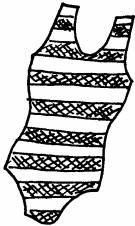
suit




suitcase



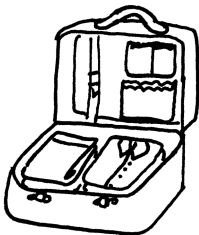
swimsuit




juice<sup>s</sup>ce



cruise<sup>z</sup>se



bruise<sup>z</sup>se



Draw a line from each word to the matching picture.

Name \_\_\_\_\_ Date \_\_\_\_\_

fruit

suitcase





suit

swimsuit

bruise

juice

cruise



Copy the correct word under each picture. Circle each word in the box after you use it.

Name \_\_\_\_\_

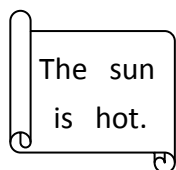
Date \_\_\_\_\_



glue



blue



Sue




clue




true




rescue



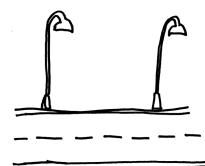
avenue



<sup>sh</sup>  
tissue



<sup>ch</sup>  
statue



Tuesday

Draw a line from each word to the matching picture.

Name \_\_\_\_\_

Date \_\_\_\_\_

clue

tissue

glue

statue

true




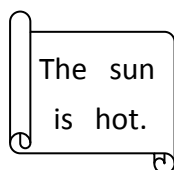
Tuesday

Sue

rescue

blue

avenue



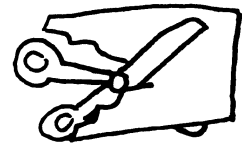
Copy the correct word under each picture. Circle each word in the box after you use it.

Name \_\_\_\_\_

Date \_\_\_\_\_



mule




cube



cure




sh  
sure




<sup>z</sup>  
use

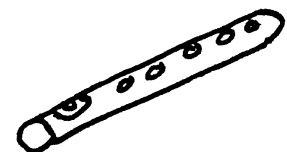
flute



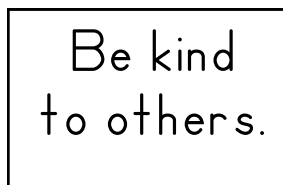
rule



June



tube



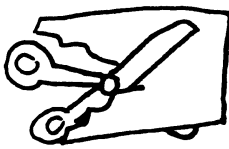



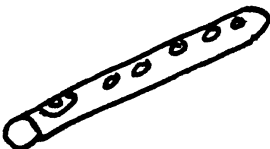




Neptune



Draw a line from each word to the matching picture.

Name \_\_\_\_\_ Date \_\_\_\_\_

<p>cure</p> <p>sure</p> <p>tube</p> <p>cube</p> <p>flute</p>	<p>June</p> <p>Neptune</p> <p>rule</p> <p>mule</p> <p>use</p>	 <p>_____</p>	 <p>_____</p>
 <p>_____</p>	 <p>_____</p>	 <p>_____</p>	<div style="border: 1px solid black; padding: 10px; text-align: center;"> <p>Be kind to others.</p> </div> <p>_____</p>
 <p>_____</p>	 <p>_____</p>	 <p>_____</p>	 <p>_____</p>


Copy the correct word under each picture. Circle each word in the box after you use it.

Name \_\_\_\_\_

Date \_\_\_\_\_



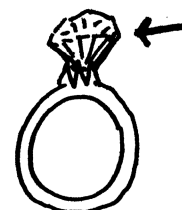
flew



few



screw




drew



cashew

blew



jewel



pew



stew













threw



Draw a line from each word to the matching picture.

Name \_\_\_\_\_ Date \_\_\_\_\_

<p>stew</p> <p>blew</p> <p>drew</p> <p>flew</p> <p>screw</p>	<p>few</p> <p>pew</p> <p>cashew</p> <p>jewel</p> <p>threw</p>	 <p>_____</p>	 <p>_____</p>
 <p>_____</p>	 <p>_____</p>	 <p>_____</p>	 <p>_____</p>
 <p>_____</p>	 <p>_____</p>	 <p>_____</p>	 <p>_____</p>

Copy the correct word under each picture. Circle each word in the box after you use it.



Name \_\_\_\_\_

Date \_\_\_\_\_



tap



tape



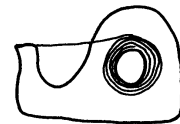
back




bake



can



cane



mad



made












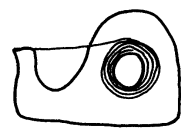
pan



pane

Draw a line from each word  
to the matching picture.

Name \_\_\_\_\_ Date \_\_\_\_\_

<p>can</p> <p>cane</p> <p>back</p> <p>bake</p> <p>mad</p>	<p>pan</p> <p>pane</p> <p>tap</p> <p>tape</p> <p>made</p>	 <p>_____</p>	 <p>_____</p>
 <p>_____</p>	 <p>_____</p>	 <p>_____</p>	 <p>_____</p>
 <p>_____</p>	 <p>_____</p>	 <p>_____</p>	 <p>_____</p>

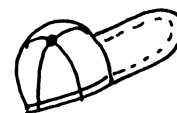
Copy the correct word under each picture. Circle each word in the box after you use it.

Name \_\_\_\_\_

Date \_\_\_\_\_



cap



cape



man



mane




van



vane



rack



rake



snack





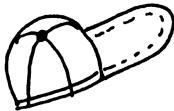







snake

Draw a line from each word  
to the matching picture.

Name \_\_\_\_\_

Date \_\_\_\_\_

<p>cap</p> <p>van</p> <p>man</p> <p>rack</p> <p>snack</p>	<p>cape</p> <p>vane</p> <p>mane</p> <p>rake</p> <p>snake</p>	 <p>_____</p>	 <p>_____</p>
 <p>_____</p>	 <p>_____</p>	 <p>_____</p>	 <p>_____</p>
 <p>_____</p>	 <p>_____</p>	 <p>_____</p>	 <p>_____</p>

Copy the correct word under each picture. Circle each word in the box after you use it.

Name \_\_\_\_\_

Date \_\_\_\_\_



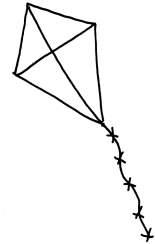
pin



pine



rid



ride



kit



kite



tin



tine




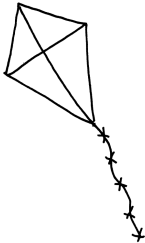








rip

ripe



Draw a line from each word  
to the matching picture.

Name \_\_\_\_\_ Date \_\_\_\_\_

<p>pin</p> <p>rid</p> <p>rip</p> <p>kit</p> <p>tin</p>	<p>pine</p> <p>ride</p> <p>ripe</p> <p>kite</p> <p>tine</p>	 <p>_____</p>	 <p>_____</p>
 <p>_____</p>	 <p>_____</p>	 <p>_____</p>	 <p>_____</p>
 <p>_____</p>	 <p>_____</p>	 <p>_____</p>	 <p>_____</p>


Copy the correct word under each picture. Circle each word in the box after you use it.

Name \_\_\_\_\_


Date \_\_\_\_\_



pill



pile



twin



twine



dim




dime



Tim



time



lick



like

Draw a line from each word  
to the matching picture.

Name \_\_\_\_\_

Date \_\_\_\_\_

lick

like

pill

pile

Tim

time

dim

dime


twin

twine



\_\_\_\_\_

\_\_\_\_\_




\_\_\_\_\_

\_\_\_\_\_

\_\_\_\_\_

\_\_\_\_\_



\_\_\_\_\_

\_\_\_\_\_

\_\_\_\_\_


\_\_\_\_\_

Copy the correct word under each picture. Circle each word in the box after you use it.



Name \_\_\_\_\_

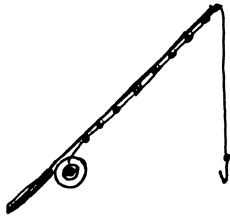
Date \_\_\_\_\_



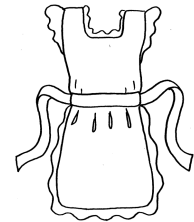
rod



rode



hop




hope




not



note




smock



smoke









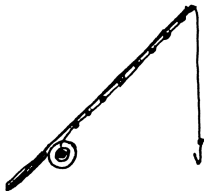

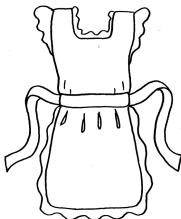

Ross



rose

Draw a line from each word  
to the matching picture.


Name \_\_\_\_\_ Date \_\_\_\_\_

<p>rod</p> <p>Ross</p> <p>not</p> <p>hop</p> <p>smock</p>	<p>rode</p> <p>rose</p> <p>note</p> <p>hope</p> <p>smoke</p>	 <p>_____</p>	 <p>_____</p>
 <p>_____</p>	 <p>_____</p>	 <p>_____</p>	 <p>_____</p>
 <p>_____</p>	 <p>_____</p>	 <p>_____</p>	 <p>_____</p>

Copy the correct word under each picture. Circle each word in the box after you use it.

Name \_\_\_\_\_


Date \_\_\_\_\_




cub



cube



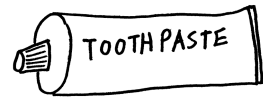
cut



cute



tub



tube



fuss



fuse




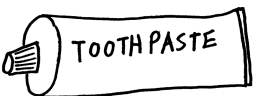


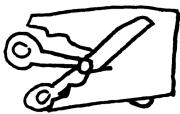





plum



plume

Draw a line from each word  
to the matching picture.

Name \_\_\_\_\_ Date \_\_\_\_\_

<p>cub</p> <p>tub</p> <p>fuss</p> <p>plum</p> <p>cut</p>	<p>cube</p> <p>tube</p> <p>fuse</p> <p>plume</p> <p>cute</p>	 <p>_____</p>	 <p>_____</p>
 <p>_____</p>	 <p>_____</p>	 <p>_____</p>	 <p>_____</p>
 <p>_____</p>	 <p>_____</p>	 <p>_____</p>	 <p>_____</p>


Copy the correct word under each picture. Circle each word in the box after you use it.

Name \_\_\_\_\_

Date \_\_\_\_\_




badge



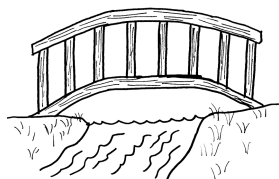
lodge

judge



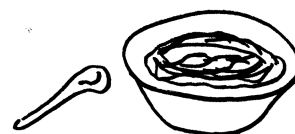
fudge

grudge



smudge

edge



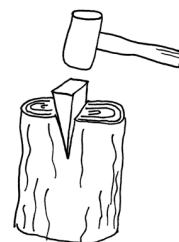
wedge



bridge



porridge



Draw a line from each word to the matching picture.

Name \_\_\_\_\_

Date \_\_\_\_\_

edge

bridge

wedge

porridge

badge


lodge

grudge

judge


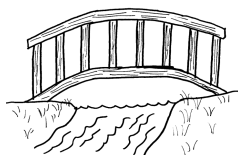
smudge

fudge



\_\_\_\_\_

\_\_\_\_\_




\_\_\_\_\_

\_\_\_\_\_

\_\_\_\_\_

\_\_\_\_\_



\_\_\_\_\_

\_\_\_\_\_

\_\_\_\_\_

\_\_\_\_\_

Copy the correct word under each picture. Circle each word in the box after you use it.

Name \_\_\_\_\_

Date \_\_\_\_\_




soil



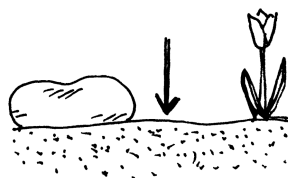
boil




coil



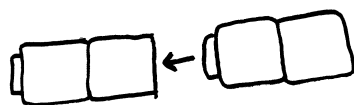
foil



coin




join



point



noise



toilet


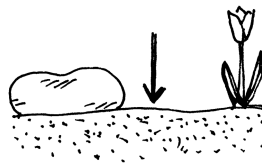




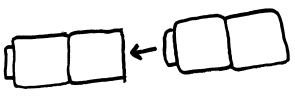
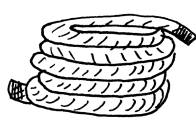




poison

Draw a line from each word to the matching picture.

Name \_\_\_\_\_

Date \_\_\_\_\_

<p>join</p> <p>coil</p> <p>foil</p> <p>poison</p> <p>toilet</p>	<p>soil</p> <p>boil</p> <p>coin</p> <p>point</p> <p>noise</p>	 <p>_____</p>	 <p>_____</p>
 <p>_____</p>	 <p>_____</p>	 <p>_____</p>	 <p>_____</p>
 <p>_____</p>	 <p>_____</p>	 <p>_____</p>	 <p>_____</p>

Copy the correct word under each picture. Circle each word in the box after you use it.



Name \_\_\_\_\_

Date \_\_\_\_\_

boy



joy

toy



soy

enjoy



annoy

royal



Draw a line from each word  
to the matching picture.

Name \_\_\_\_\_

Date \_\_\_\_\_

joy

toy

soy

boy

royal

enjoy



annoy



\_\_\_\_\_



\_\_\_\_\_



\_\_\_\_\_



\_\_\_\_\_



\_\_\_\_\_



\_\_\_\_\_



\_\_\_\_\_

Copy the correct word under each picture. Circle each word in the box after you use it.

Name \_\_\_\_\_ Date \_\_\_\_\_

Use \_ed to show an action happened in the past.

Verbs are action words. Rewrite the verb. Add the suffix \_ed to show the action happened in the past.

jump

jumped

Verbs are action words. Rewrite the verb. Add the suffix \_ed to show the action happened in the past.

spill

spilled

blink

\_\_\_\_\_

point

\_\_\_\_\_

float

\_\_\_\_\_

rain

\_\_\_\_\_

reach

\_\_\_\_\_

lift

\_\_\_\_\_

rest

\_\_\_\_\_

dust

\_\_\_\_\_


Name \_\_\_\_\_ Date \_\_\_\_\_

1. The plane landed on the runway. \_\_\_\_\_
2. The frog jumped into the pond. \_\_\_\_\_
3. The children pointed at the tree. \_\_\_\_\_
4. It rained on the dog. \_\_\_\_\_
5. She dusted the shelf. \_\_\_\_\_
6. The boy rested on his cot. \_\_\_\_\_

A



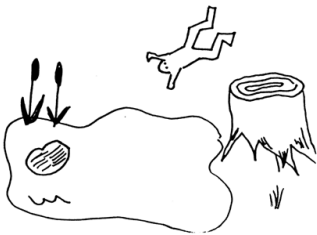
B




C



D



E



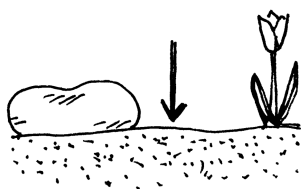
F



Write the letter for each picture beside the matching sentence.

Name \_\_\_\_\_


Date \_\_\_\_\_




out



mouse



house



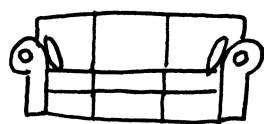
found

ground




mouth

shout



count

couch

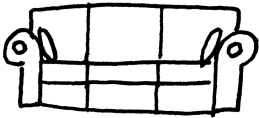



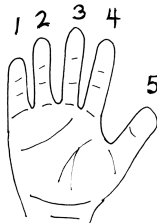



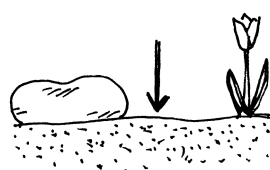



cloud



Draw a line from each word to the matching picture.


Name \_\_\_\_\_ Date \_\_\_\_\_

<p>mouse</p> <p>house</p> <p>found</p> <p>ground</p> <p>cloud</p>	<p>count</p> <p>couch</p> <p>shout</p> <p>out</p> <p>mouth</p>	 <p>_____</p>	 <p>_____</p>
 <p>_____</p>	 <p>_____</p>	 <p>_____</p>	 <p>_____</p>
 <p>_____</p>	 <p>_____</p>	 <p>_____</p>	 <p>_____</p>


Copy the correct word under each picture. Circle each word in the box after you use it.

Name \_\_\_\_\_

Date \_\_\_\_\_




court



gourd

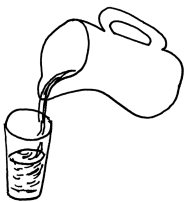
four



fourth



pour



mourn



Draw a line from each word  
to the matching picture.

mourn


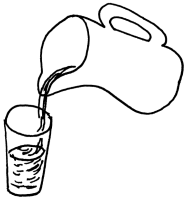
four

court

fourth

gourd



pour



\_\_\_\_\_

\_\_\_\_\_

\_\_\_\_\_



\_\_\_\_\_

\_\_\_\_\_


\_\_\_\_\_

Copy the correct word under each picture. Circle each word in the box after you use it.



Name \_\_\_\_\_

Date \_\_\_\_\_



you



your



soup




group

wound



 through<sup>x</sup>h<sup>x</sup>



Draw a line from each word  
to the matching picture.

soup

you

group

your

through

wound




\_\_\_\_\_



\_\_\_\_\_



\_\_\_\_\_



\_\_\_\_\_



\_\_\_\_\_



\_\_\_\_\_

Copy the correct word under each picture. Circle each word in the box after you use it.

Name \_\_\_\_\_ Date \_\_\_\_\_

Use \_ing to show an action that is ongoing.

Verbs are action words. Rewrite the verb. Add the suffix \_ing to show the action is ongoing.

Verbs are action words. Rewrite the verb. Add the suffix \_ing to show the action is ongoing.

honk

honking

sing

singing

shout

\_\_\_\_\_

go

\_\_\_\_\_

boil

\_\_\_\_\_

count

\_\_\_\_\_

eat

\_\_\_\_\_

help

\_\_\_\_\_

do

\_\_\_\_\_


pitch

\_\_\_\_\_

Name \_\_\_\_\_ Date \_\_\_\_\_

1. Ross is camping by the lake. \_\_\_\_\_
2. The chicken is hatching. \_\_\_\_\_
3. The man is helping the boy. \_\_\_\_\_
4. The bus is going up the hill. \_\_\_\_\_
5. The cat is jumping out of the box. \_\_\_\_\_
6. He is singing a song. \_\_\_\_\_


A




B



C




D



E



F



Write the letter for each picture beside the matching sentence.

Name \_\_\_\_\_

Date \_\_\_\_\_



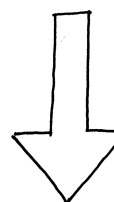
cow



now



owl




howl



town



down



brown



clown











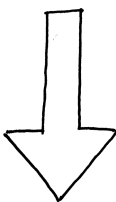

frown



crowd

Draw a line from each word to the matching picture.

Name \_\_\_\_\_ Date \_\_\_\_\_

<p>town</p> <p>down</p> <p>frown</p> <p>brown</p> <p>clown</p>	<p>now</p> <p>cow</p> <p>owl</p> <p>howl</p> <p>crowd</p>	 <p>_____</p>	 <p>_____</p>
 <p>_____</p>	 <p>_____</p>	 <p>_____</p>	 <p>_____</p>
 <p>_____</p>	 <p>_____</p>	 <p>_____</p>	 <p>_____</p>

Copy the correct word under each picture. Circle each word in the box after you use it.

Name \_\_\_\_\_


Date \_\_\_\_\_




row



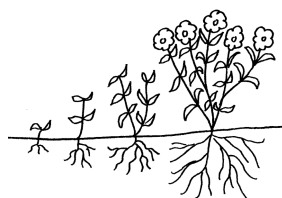
low



slow




blow




snow

grow




show



window



yellow



follow



Draw a line from each word  
to the matching picture.

Name \_\_\_\_\_

Date \_\_\_\_\_

low

yellow

slow

follow

snow





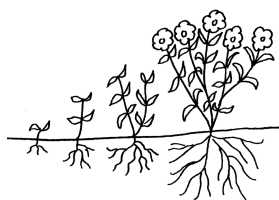
window

grow

show

blow

row




Copy the correct word under each picture. Circle each word in the box after you use it.




Name \_\_\_\_\_


Date \_\_\_\_\_




put



pull



full




bull


bush




push



pulley












pudding



bushel



Draw a line from each word to the matching picture.

<div> <div>put</div> <div>pull</div> <div>bull</div> <div>full</div> </div> <div> <div>push</div> <div>bush</div> <div>bushel</div> <div>pulley</div> <div>pudding</div> </div>		<div>  <div>_____</div> </div>	<div>  <div>_____</div> </div>
<div>  <div>_____</div> </div>	<div>  <div>_____</div> </div>	<div>  <div>_____</div> </div>	<div>  <div>_____</div> </div>
<div>  <div>_____</div> </div>	<div>  <div>_____</div> </div>	<div>  <div>_____</div> </div>	


Copy the correct word under each picture. Circle each word in the box after you use it.

Name \_\_\_\_\_

Date \_\_\_\_\_



pool



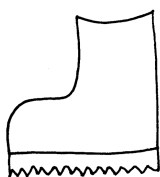
food




boot




moon




roof




zoo



broom



spoon




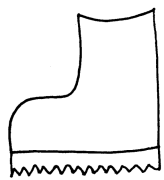








<sup>c</sup>  
school

goos<sup>x</sup>e



Draw a line from each word  
to the matching picture.

Name \_\_\_\_\_ Date \_\_\_\_\_

<p>roof</p> <p>moon</p> <p>pool</p> <p>boot</p> <p>zoo</p>	<p>goose</p> <p>food</p> <p>broom</p> <p>spoon</p> <p>school</p>	 <p>_____</p>	 <p>_____</p>
 <p>_____</p>	 <p>_____</p>	 <p>_____</p>	 <p>_____</p>
 <p>_____</p>	 <p>_____</p>	 <p>_____</p>	 <p>_____</p>

Copy the correct word under each picture. Circle each word in the box after you use it.

Name \_\_\_\_\_

Date \_\_\_\_\_



foot




wood



good



hood




stood



hoof



book



shook



cook



look

Draw a line from each word to the matching picture.

Name \_\_\_\_\_ Date \_\_\_\_\_

wood	book		
stood	cook		
hood	look		
hoof	foot		
shook	good		


			

Copy the correct word under each picture. Circle each word in the box after you use it.

Name \_\_\_\_\_


Date \_\_\_\_\_



Paul



haul



haunt



launch



autum<sup>x</sup>  
↪

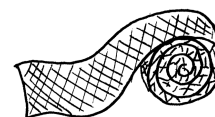


aut<sup>o</sup>



faucet<sup>s</sup>  
↪

exhaust<sup>x</sup>



August



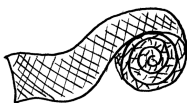
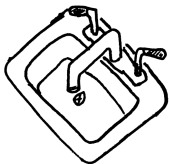



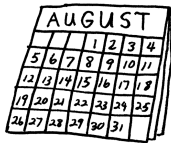




gauze<sup>x</sup>



Draw a line from each word to the matching picture.

Name \_\_\_\_\_ Date \_\_\_\_\_

<p>auto</p> <p>autumn</p> <p>August</p> <p>haul</p> <p>Paul</p>	<p>gauze</p> <p>launch</p> <p>haunt</p> <p>faucet</p> <p>exhaust</p>	 <p>_____</p>	 <p>_____</p>
 <p>_____</p>	 <p>_____</p>	 <p>_____</p>	 <p>_____</p>
 <p>_____</p>	 <p>_____</p>	 <p>_____</p>	 <p>_____</p>

Copy the correct word under each picture. Circle each word in the box after you use it.




Name \_\_\_\_\_

Date \_\_\_\_\_



saw



paw

claw

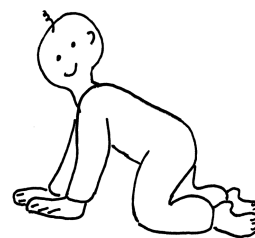


draw

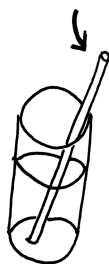
straw



lawn



dawn




hawk



crawl






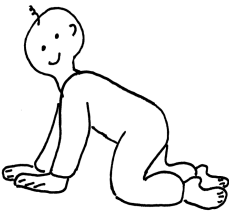






yawn



Draw a line from each word to the matching picture.

Name \_\_\_\_\_ Date \_\_\_\_\_

<div>paw</div> <div>saw</div> <div>claw</div> <div>draw</div> <div>straw</div>	<div>lawn</div> <div>dawn</div> <div>yawn</div> <div>hawk</div> <div>crawl</div>	<div></div> <div>_____</div>	<div></div> <div>_____</div>
<div></div> <div>_____</div>	<div></div> <div>_____</div>	<div></div> <div>_____</div>	<div></div> <div>_____</div>
<div></div> <div>_____</div>	<div></div> <div>_____</div>	<div></div> <div>_____</div>	<div></div> <div>_____</div>

Copy the correct word under each picture. Circle each word in the box after you use it.


Name \_\_\_\_\_

Date \_\_\_\_\_


Paul's home



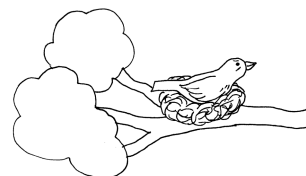
The boy's ship



Andrew's shoes



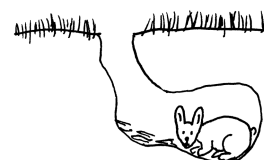
The kid's pool



The rabbit's hole



The robin's nest




Draw a line from each phrase  
to the matching picture.


Name \_\_\_\_\_ Date \_\_\_\_\_

1. Luke's cone fell. \_\_\_\_\_
2. Paul's room is a big mess. \_\_\_\_\_
3. Dad's grill is very hot. \_\_\_\_\_
4. The man's boat is little. \_\_\_\_\_
5. The dog's food is crunchy. \_\_\_\_\_
6. Pam's towel is on the rack. \_\_\_\_\_


A



B



C



D



E



F




Write the letter for each picture beside the matching sentence.

Name \_\_\_\_\_


Date \_\_\_\_\_



call



wall




fall




mall



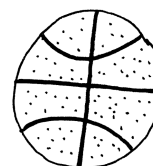
small



stall



hallway



baseball



football



basketball

Draw a line from each word to the matching picture.

Name \_\_\_\_\_

Date \_\_\_\_\_

call

wall

mall

hallway

fall





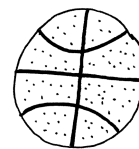
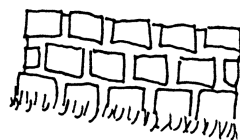
football

small

baseball

stall

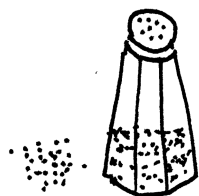
basketball



Copy the correct word under each picture. Circle each word in the box after you use it.

Name \_\_\_\_\_

Date \_\_\_\_\_



salt



malt




bald



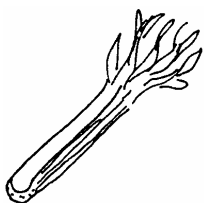
palm

false



walk

balk



talk

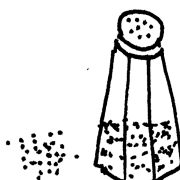








chalk



stalk

The sun  
is cold.

Draw a line from each word  
to the matching picture.

<p>bald</p> <p>salt</p> <p>false</p> <p>palm</p> <p>malt</p>	<p>balk</p> <p>chalk</p> <p>stalk</p> <p>walk</p> <p>talk</p>	 <p>_____</p>	 <p>_____</p>
 <p>_____</p>	 <p>_____</p>	 <p>_____</p>	<p>The sun is cold.</p> <p>_____</p>
 <p>_____</p>	 <p>_____</p>	 <p>_____</p>	 <p>_____</p>

Copy the correct word under each picture. Circle each word in the box after you use it.




Name \_\_\_\_\_

Date \_\_\_\_\_



want



wash

wasp




wand



watch



wad



waffle



swamp













swan



swat

Draw a line from each word  
to the matching picture.

<p>wand</p> <p>want</p> <p>watch</p> <p>wasp</p> <p>wash</p>	<p>waffle</p> <p>wad</p> <p>swan</p> <p>swat</p> <p>swamp</p>	 <p>_____</p>	 <p>_____</p>
 <p>_____</p>	 <p>_____</p>	 <p>_____</p>	 <p>_____</p>
 <p>_____</p>	 <p>_____</p>	 <p>_____</p>	 <p>_____</p>

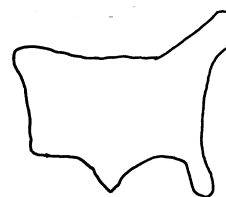
Copy the correct word under each picture. Circle each word in the box after you use it.

Name \_\_\_\_\_


Date \_\_\_\_\_




  
young



  
touch

  
couple




  
country


  
cousins



  
trouble



  
double



Draw a line from each word  
to the matching picture.

Name \_\_\_\_\_

Date \_\_\_\_\_

country

cousins

couple

double


trouble

young

touch



\_\_\_\_\_



\_\_\_\_\_



\_\_\_\_\_



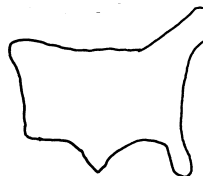
\_\_\_\_\_



\_\_\_\_\_



\_\_\_\_\_




\_\_\_\_\_

Copy the correct word under each picture. Circle each word in the box after you use it.

# How To Play The “Robot Game” With The First Workbook Page

In *Phonetic Words And Stories, Books 1-8*, the pictures and words are set up to do a phonemic awareness exercise called the “Robot Game.” This game is beneficial for beginning students and older students who are learning or reviewing the phonics patterns. It helps students develop both decoding and spelling skills.

The *Basic Phonics Patterns* books and the *Know The Phonetic Code* books follow the same phonetic sequence but they do not have the same type of picture-word pages. However, if you are using those books, you can still play the Robot Game with the students using the pages in this workbook. Use the page with a column of words down the center with pictures on each side. To start, have students cover the column of words with a strip of card stock or construction paper so that they can only see the pictures. Follow the steps listed below.



1. **STUDENTS FIND THE PICTURES** - The students look at the pictures. The teacher looks at the words. The teacher starts with the first word, pronouncing each sound in the word separately, with a slight pause in between each sound. For example: f.....i.....sh. Make sure the sounds are completely separate. Don't say fi.....sh. Don't say f.....ish. In the examples that are wrong, some of the sounds are still stuck together. The students listen to the sounds and look for a picture that has the same sounds. They put the sounds together mentally to form the word, point to the picture, and say the word aloud. They should say the word normally, without separating the sounds. This is an oral blending exercise. A better name for it would be “sticking the sounds together to make a word.” The teacher and students continue in the same way until all of the words have been done. Discuss the meanings of any unfamiliar words.
2. **STUDENTS FIND THE WORDS** - Students remove the paper strip so that they can see the words. This time the teacher looks at the pictures, starting with the picture on the top left, going down the left side, then going to the top picture on the right and going down that column. For each picture, the teacher will say the individual sounds in the word, separated by a slight pause, in the same way as in step one. This time students listen to the sounds and look for the word that has the same sounds. They point to the word, put the sounds together mentally, and say the word normally, without a break between the sounds. Continue in the same way until all of the words have been done.
3. Have students read the words in unison, going down and back up the column.
4. Optional: The teacher gives a hint or clue about the meaning of each word, one at a time. Students listen carefully, find the word with the same meaning, point to it, and read the word. Examples: Find a word that means the opposite of open. Shut. Find a word that means the same thing as money. Cash. Find a living creature that


swims in the water. Fish.

- Have students read the words again on their own, drawing a line from each word to the matching picture. Assist as needed.

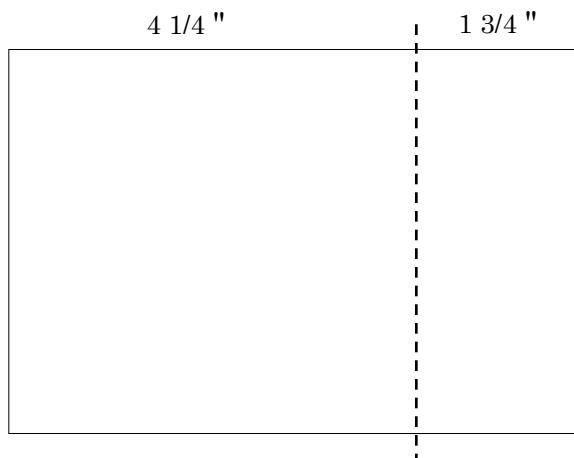
## How To Do Spelling Dictation With The Second Workbook Page

During each day's lesson, the students learn a new phonetic pattern or syllable pattern, and the teacher dictates a group of phonetic words with the same pattern for students to spell. By using the new pattern repeatedly to spell the words, students become thoroughly familiar with it. With enough practice, using the pattern becomes automatic. Because they are analyzing each word carefully as they spell it, students will also find it easier to read the words.

The spelling dictation lesson can be done without pictures. If you do want to use pictures during the dictation period, you can use the second workbook page. Students will not write on the workbook page during the lesson. They will need a separate sheet of lined paper to write on. Ahead of time, prepare 4 " by 6 " blank index cards to cover the words on the page. Cut 1 3/4 " off of one side of the cards, so that they will be the right size to fit over the words. Make a card for each student. These will be kept and used for each lesson. When you begin the lesson, pass out the cards and paperclips and show students how to attach the cards to their pages with the clip. Then follow the steps below.



- The teacher dictates the sounds for selected letters and phonics patterns. Students listen to each sound and repeat it while writing the letter or letter pattern that represents that sound. Students should write single alphabet letters close together. For multi-letter patterns, they should write the letters close together but leave a space between each pattern. The teacher will choose the letters and patterns ahead of time that will be needed to spell the words and write a sentence. New and review patterns should be included.
- The students look at the first picture. The teacher says the word clearly. The teacher and the students segment the word in unison by pronouncing its individual sounds, with a slight pause between each sound. Example: sh.....i.....p. Everyone moves their hands in a hopping motion from left to right as they say the sounds, going down as each sound is pronounced. Students then segment the word again individually. They will write the relat-



To make a cover for the words, cut 1 3/4 " off of the side of a 4 " by 6 " index card. Throw away the smaller piece and keep the larger piece.

ed letter or letter pattern as they pronounce each sound. (The letter names are not used when spelling phonetic words.)

3. After writing the word, students segment the word again in unison. The teacher spells the word on lines on the board as they pronounce each sound. Students check their work and correct as needed.
4. Continue in the same way with the rest of the words, following the order in which the pictures appear on the page.
5. After all of the words are completed, the teacher dictates any words needed to write the sentence that will be dictated last. This will include words with previously taught phonetic patterns and irregular sight words that are not entirely phonetic. In this part of the lesson teach and review sight words as needed. You can also introduce or review a few words with suffixes or a few contractions after you get to them in the book. (You won't try to do everything listed in this section on the same day.)
6. The teacher dictates a sentence that contains at least one of the new phonetic words, along with other phonetic words and sight words. The sentence should be composed ahead of time and written into the lesson plan. All of the words in the sentence should be practiced earlier in the lesson. Students repeat the sentence several times, in unison, moving their hands in a hopping motion for each word, going from left to right. Then they write each word, one at a time, segmenting the phonetic words aloud. Students should write sight words that they have already learned on their own. If students have not yet memorized how to spell one or more sight of the sight words, the teacher should write them on the board for students to copy.
7. Students complete the workbook page for extra practice independently at a later time.

Note: Sight words can be spelled in two ways.

The first way is to spell the words by saying the letter names.

The second way is to segment the words as usual by saying the sounds. Students write any sounds that are phonetic. When they come to a non-phonetic part of the word, they say the sound, then write the non-phonetic letters that appear in the word. Provide guidance when students first learn the word and frequently afterwards. Adapt this approach as needed depending on the word. This approach is easier for the students because it matches their familiar spelling routine, reduces dependence on rote memory, and helps them analyze the words. See the examples below.

Teacher says the word: is

Students say the sounds : i.....z. They write i when they say the i sound. When they write the z sound, they write s and write a small z above it.

The teacher says the word: a (pronounced "uh")

Students say the sound: u, while writing the letter a. Then they draw a simple umbrella above the letter a. (See the umbrella story in the student books.)

Kathy Aug. 27, 2019

aeiou th l n m r f s d g p b B sh

ship fish mash shop dish

shot rush shut cash shell

Bob on big is a

- This dictation plan is for the second lesson in Book 1, when students learn the sh pattern. As they learn more two and three-letter patterns, dictate a number of those patterns in addition to the alphabet letters.
- Have students turn to the back of the page when they run out of room.

Bob is on a big ship.





A a B b C c D d E e

F f G g H h I i J j

K k L l M m N n O o

P p Q q R r S s T t U u

V v W w X x Y y Z z