


Name _____ Date _____



shin

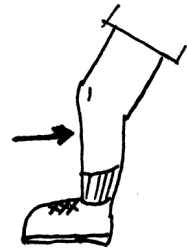


ship


shop




shut



shot




sham



shed



shell



Draw a line from each word
to the matching picture.

Name _____ Date _____

shell

shop

shed





shot

ship


shut

shin

sham



Copy the correct word under each picture.
Circle each word in the box after you use it.



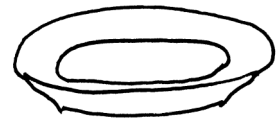
rash



cash



lash



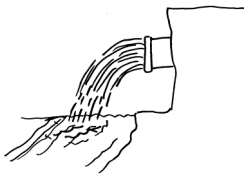
fish



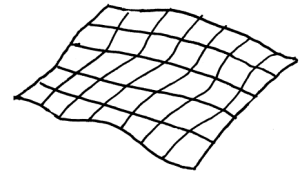
dish



wish



rush



mush





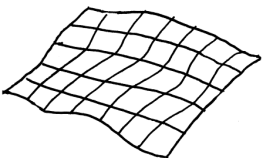







gush



mesh


Draw a line from each word
to the matching picture.

Name _____ Date _____

<p>rush</p> <p>mush</p> <p>gush</p> <p>wish</p> <p>dish</p>	<p>mesh</p> <p>rash</p> <p>cash</p> <p>lash</p> <p>fish</p>		
			
			

Copy the correct word under each picture.
Circle each word in the box after you use it.

1. Pam has a rash. _____
2. Jill will rush. _____
3. A man got a fish. _____
4. A hot dog is on a dish. _____
5. It is a pet shop. _____
6. It is not a big ship. _____
7. It is a big ship. _____
8. A fish is in it. _____



Write the letter for each picture beside the matching sentence.

Name _____ Date _____

Word Sort

Gus	ship	sell
gush	sip	shell
Sam	hip	mess
sham	ham	mesh

sh




h



s



Write each word in the column with the matching sound.




son




ton

won




oven

from



front



Name _____ Date _____

son




front

won

from









ton

oven



Copy the correct word under each picture.
Circle each word in the box after you use it.

1. Tom has a lot of sons. _____
2. Ted has a lot of bugs. _____
3. Jim has a box of pens. _____
4. Jan has a box of shells. _____
5. Sam won. _____
6. It has a ton of sand. _____
7. A lot of kids got in front of a bus. _____
8. An oven is hot. _____

<p>A</p> 	<p>B</p> 	<p>C</p> 	<p>D</p> 
<p>E</p> 	<p>F</p> 	<p>G</p> 	<p>H</p> 

Write the letter for each picture beside the matching sentence.

Name _____ Date _____

Word Sort

top

frog

won

ton

front

wok

of

sob

off

son

o



o



Write each word in the column with the matching vowel sound.



bath



math



path

moth




thin

$$\begin{array}{r} 5 \\ +5 \\ \hline 10 \end{array}$$

thud




this



that












them



then




Draw a line from each word
to the matching picture.

<p>thin</p> <p>thud</p> <p>then</p> <p>them</p> <p>this</p>	<p>path</p> <p>bath</p> <p>math</p> <p>moth</p> <p>that</p>		
			$\begin{array}{r} 5 \\ +5 \\ \hline 10 \end{array}$
<hr/>	<hr/>	<hr/>	<hr/>
			
<hr/>	<hr/>	<hr/>	<hr/>

Copy the correct word under each picture.
Circle each word in the box after you use it.

1. The man will fix the van. _____
2. That is a big bell. _____
3. I see three ships. _____
4. A moth is on the tree. _____
5. Beth is with Seth. _____
6. The box fell with a thud. _____
7. This pig is fat. _____
8. That pig is thin. _____



Write the letter for each picture beside the matching sentence.

Name _____ Date _____

Word Sort

thin

this

ten

tin

tell

then

thud

shell

shin

ship

than

shop

 t 

th

sh

Write each word in the column with the matching sound.

Name _____

ä




bäll

fäll




cäll

mäll




häll

wäll



täll

äll



smäll

ställ




Draw a line from each word to the matching picture.

Name _____

Date _____

all	tall
call	hall
ball	wall
mall	small
fall	stall



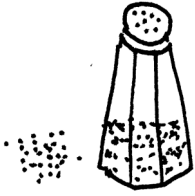




Copy the correct word under each picture. Circle each word in the box after you use it. ©2007 by Kathryn J. Davis

Name _____

ä



sält



mält

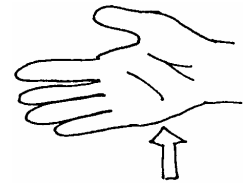


bäld



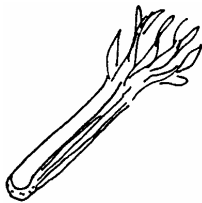
pälm

pälm



fälsë

wälk



tälk

chälk

The sun
is cold.

stälk



Draw a line from each word
to the matching picture.

Name _____

Date _____

bald

malt

salt

chalk

false

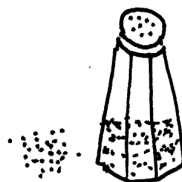
stalk

palm

walk

palm

talk





The sun
is cold.



Name _____

Date _____



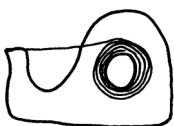
tape




ape



cane



vane



Jane



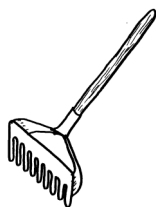
mane



lake



bake



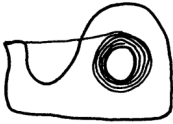









rake



cake

Draw a line from each word
to the matching picture.

Name _____ Date _____

<div>bake</div> <div>lake</div> <div>cake</div> <div>rake</div> <div>ape</div>	<div>Jane</div> <div>vane</div> <div>mane</div> <div>cane</div> <div>tape</div>	<div></div> <div>_____</div>	<div></div> <div>_____</div>
<div></div> <div>_____</div>	<div></div> <div>_____</div>	<div></div> <div>_____</div>	<div></div> <div>_____</div>
<div></div> <div>_____</div>	<div></div> <div>_____</div>	<div></div> <div>_____</div>	<div></div> <div>_____</div>

Name _____

Date _____




gate



ate



wave




shave



gave



cave



save



same













game




safe

Draw a line from each word
to the matching picture.

<div>cave</div> <div>gave</div> <div>wave</div> <div>save</div> <div>shave</div>	<div>gate</div> <div>ate</div> <div>same</div> <div>game</div> <div>safe</div>	<div></div> <div>_____</div>	<div></div> <div>_____</div>
<div></div> <div>_____</div>	<div></div> <div>_____</div>	<div></div> <div>_____</div>	<div></div> <div>_____</div>
<div></div> <div>_____</div>	<div></div> <div>_____</div>	<div></div> <div>_____</div>	<div></div> <div>_____</div>

Name _____

Date _____



share




hare




bare




mare



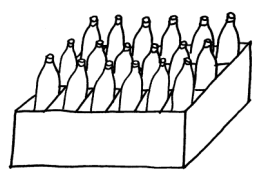
sale



safe



haze



maze



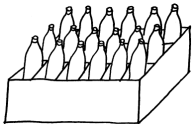









vase



case

Draw a line from each word to the matching picture.

<div>share</div> <div>bare</div> <div>hare</div> <div>mare</div> <div>safe</div>	<div>haze</div> <div>maze</div> <div>vase</div> <div>case</div> <div>sale</div>	<div>  </div> <div>_____</div>	<div>  </div> <div>_____</div>
<div>  </div> <div>_____</div>	<div>  </div> <div>_____</div>	<div>  </div> <div>_____</div>	<div>  </div> <div>_____</div>
<div>  </div> <div>_____</div>	<div>  </div> <div>_____</div>	<div>  </div> <div>_____</div>	<div>  </div> <div>_____</div>

Name _____


Date _____



plane



crane



grape

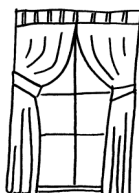
drapes



snake





brave



skate

grade










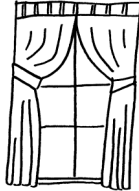


plate

scale

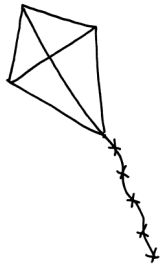


Draw a line from each word
to the matching picture.

<div>grade</div> <div>grape</div> <div>plane</div> <div>plate</div> <div>drapes</div>	<div>crane</div> <div>brave</div> <div>snake</div> <div>scale</div> <div>skate</div>	<div>  </div> <div>_____</div>	<div>  </div> <div>_____</div>
<div>  </div> <div>_____</div>	<div>  </div> <div>_____</div>	<div>  </div> <div>_____</div>	<div>  </div> <div>_____</div>
<div>  </div> <div>_____</div>	<div>  </div> <div>_____</div>	<div>  </div> <div>_____</div>	<div>  </div> <div>_____</div>

Name _____

Date _____



pine

nine



fire


tire



kite


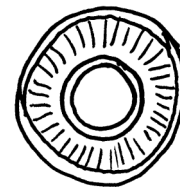
bite

5



dime

time







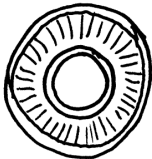


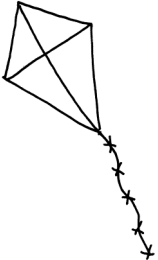
bike

five

9

Draw a line from each word
to the matching picture.

Name _____ Date _____

<div>fire</div> <div>tire</div> <div>kite</div> <div>bike</div> <div>five</div>	<div>nine</div> <div>bite</div> <div>time</div> <div>dime</div> <div>pine</div>	<div></div> <div>_____</div>	<div>9</div> <div>_____</div>
<div></div> <div>_____</div>	<div>5</div> <div>_____</div>	<div></div> <div>_____</div>	<div></div> <div>_____</div>
<div></div> <div>_____</div>	<div></div> <div>_____</div>	<div></div> <div>_____</div>	<div></div> <div>_____</div>

Name _____

Date _____



Mike



hike



vine




line



lime



pile



wire




dive











ride



hide



Draw a line from each word
to the matching picture.

<div>wire</div> <div>lime</div> <div>dive</div> <div>hike</div> <div>Mike</div>	<div>ride</div> <div>hide</div> <div>ride</div> <div>line</div> <div>vine</div>	<div>  </div> <div>_____</div>	<div>  </div> <div>_____</div>
<div>  </div> <div>_____</div>	<div>  </div> <div>_____</div>	<div>  </div> <div>_____</div>	<div>  </div> <div>_____</div>
<div>  </div> <div>_____</div>	<div>  </div> <div>_____</div>	<div>  </div> <div>_____</div>	<div>  </div> <div>_____</div>

Name _____

Date _____



smile



bride




slide



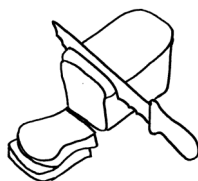
twine



swine



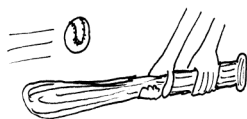
prize



strike



stripe



slice^s



write^r

Draw a line from each word
to the matching picture.

Name _____

Date _____

prize

slide

write

bride

swine

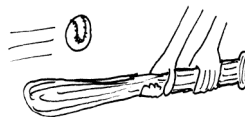
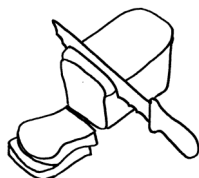
slice

strike

stripe

smile


twine



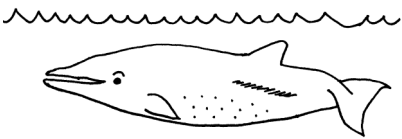
Copy the correct word under each picture.
Circle each word in the box after you use it.

Name _____

Date _____




whip

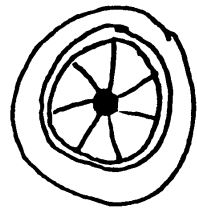


wheel

whisper




whiskers



why

whinny



whippet

whale



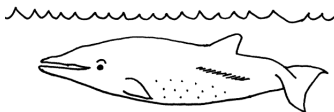



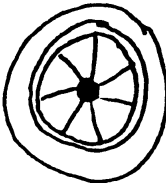





white



when



Draw a line from each word to the matching picture.

<p>wheel</p> <p>white</p> <p>whale</p> <p>whippet</p> <p>whiskers</p>	<p>when</p> <p>whip</p> <p>why</p> <p>whinny</p> <p>whisper</p>	 <hr/>	 <hr/>
 <hr/>	 <hr/>	 <hr/>	 <hr/>
 <hr/>	 <hr/>	 <hr/>	 <hr/>



chop



chin




check



chick


chip




chimp




chest



chess













chill









rich



<p>chick</p> <p>chin</p> <p>chips</p> <p>chimp</p> <p>chop</p>	<p>check</p> <p>chess</p> <p>chest</p> <p>chill</p> <p>rich</p>		
			
			

1. This man is rich. _____
2. Ed will chop the logs. _____
3. I miss him so much! _____
4. Dan hit Jeff on the chin. _____
5. The man saw a chest in the sand. _____
6. We will chill the cans. _____

<p>A</p> 	<p>B</p> 	<p>C</p> 
<p>D</p> 	<p>E</p> 	<p>F</p> 

Write the letter for each picture beside the matching sentence.

Name _____ Date _____

Word Sort

chick

bath

shell

then

shut

chop

shop

chess

thin

much

wish

with

sh




th



ch



Write each word in the correct column.

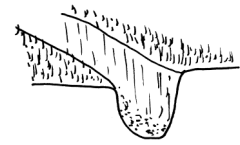


match



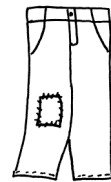
batch

hatch




catch

patch



pitch

ditch



Dutch

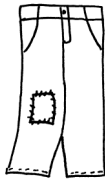






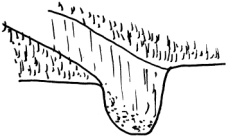


notch




fetch

Draw a line from each word to the matching picture.


Name _____ Date _____

<p>pitch</p> <p>ditch</p> <p>fetch</p> <p>notch</p> <p>Dutch</p>	<p>catch</p> <p>patch</p> <p>match</p> <p>batch</p> <p>hatch</p>		
			
			


Copy the correct word under each picture.
Circle each word in the box after you use it.




bench



^r
wrench



bunch



munch



punch



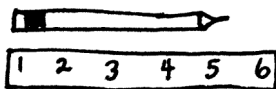
lunch



ranch



conch




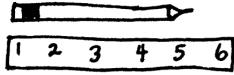




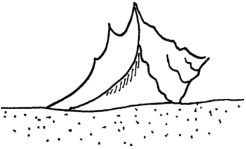



inch



finch


Draw a line from each word
to the matching picture.

Name _____ Date _____

<p>conch</p> <p>lunch</p> <p>bunch</p> <p>munch</p> <p>inch</p>	<p>bench</p> <p>^r <u>w</u>rench</p> <p>ranch</p> <p>punch</p> <p>finch</p>		
			
			

Copy the correct word under each picture.
Circle each word in the box after you use it.

1. An egg can hatch. _____
2. A finch is on the nest. _____
3. Will she catch the dog? _____
4. The dog will fetch the bone. _____
5. He has a patch on his pants. _____
6. His lunch box is on the bench. _____
7. Jack picks up a conch shell. _____
8. A bunch of sheep live at the ranch. _____



Write the letter for each picture beside the matching sentence.

Name _____ Date _____

Word Sort

match

rich

ditch

such

chat

chop

chess

fetch

Dutch

notch

ch



tch



Write each word in the correct column.

Name _____

Date _____




home



robe

smoke




rose

rope



globe

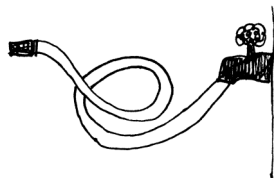
hose





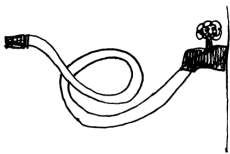







cone

note

bone



Draw a line from each word
to the matching picture.

<div>bone</div> <div>cone</div> <div>rose</div> <div>rope</div> <div>robe</div>	<div>home</div> <div>note</div> <div>globe</div> <div>smoke</div> <div>hose</div>	<div></div> <div>_____</div>	<div></div> <div>_____</div>
<div></div> <div>_____</div>	<div></div> <div>_____</div>	<div></div> <div>_____</div>	<div></div> <div>_____</div>
<div></div> <div>_____</div>	<div></div> <div>_____</div>	<div></div> <div>_____</div>	<div></div> <div>_____</div>

Name _____


Date _____

1

glove



done




one



none




love



come



dove



move

Draw a line from each word
to the matching picture.

Name _____

Date _____

one

dove

done

glove

none

love

come




move








1







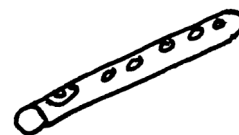


Name _____

Date _____

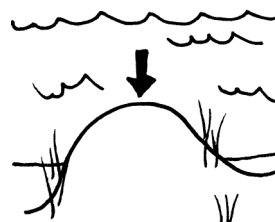


mule



cube


fuse



flute



plume



prune



dune

June



tube






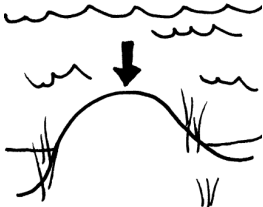

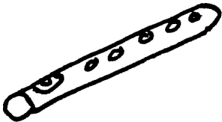




Neptune



Draw a line from each word
to the matching picture.

Name _____ Date _____

<div>June</div> <div>dune</div> <div>prune</div> <div>Neptune</div> <div>cube</div>	<div>tube</div> <div>cube</div> <div>fuse</div> <div>flute</div> <div>plume</div>	<div>  </div> <div>_____</div>	<div>  </div> <div>_____</div>
<div>  </div> <div>_____</div>	<div>  </div> <div>_____</div>	<div>  </div> <div>_____</div>	<div>  </div> <div>_____</div>
<div>  </div> <div>_____</div>	<div>  </div> <div>_____</div>	<div>  </div> <div>_____</div>	<div>  </div> <div>_____</div>

Name _____

Date _____

Be kind
to others.


cute




brute



tune



rule



Luke

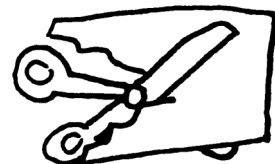


^z
use

cure



^{sh}
sure



Draw a line from each word
to the matching picture.

Name _____

Date _____

Luke

rule

cure

brute

sure




tune

cute

use




Be kind
to others.



Copy the correct word under each picture.
Circle each word in the box after you use it.

Name _____


Date _____



Pete



Steve



Eve

these





here

stam|pede




trape|eze


con|crete













ath|lete

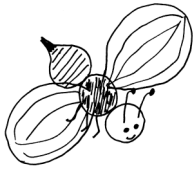


there




Draw a line from each word
to the matching picture.

<div>these</div> <div>here</div> <div>Steve</div> <div>Pete</div> <div>Eve</div>	<div>there</div> <div>stampede</div> <div>trapeze</div> <div>athlete</div> <div>concrete</div>	<div></div> <div>_____</div>	<div></div> <div>_____</div>
<div></div> <div>_____</div>	<div></div> <div>_____</div>	<div></div> <div>_____</div>	<div></div> <div>_____</div>
<div></div> <div>_____</div>	<div></div> <div>_____</div>	<div></div> <div>_____</div>	<div></div> <div>_____</div>



see



bee



tee



fee



tree



seed

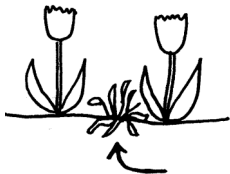


feed



weed

weep





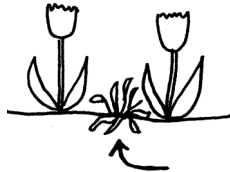







sheep




Draw a line from each word
to the matching picture.

Name _____ Date _____

<p>see</p> <p>bee</p> <p>fee</p> <p>tee</p> <p>tree</p>	<p>weep</p> <p>sheep</p> <p>weed</p> <p>feed</p> <p>seed</p>		
			
			

Copy the correct word under each picture.
Circle each word in the box after you use it.

1. Pam can see a big fish. _____
2. Jeff will feed his dog. _____
3. A sheep is on a hill. _____
4. I will keep it. _____
5. Jack will plant a seed. _____
6. I see a lot of bees in a tree. _____



Write the letter for each picture beside the matching sentence.

Name _____ Date _____

Word Sort

wed

see

bed

weed

sell

bee

feed

Ted

fed

tee

ee



e



Write each word in the column with the matching vowel sound.

Name _____

Date _____




rabbit




kitten



mitten




puppet



muffin




tennis




fossil



bonnet













bobbin



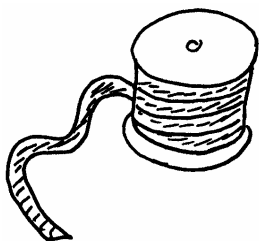
hidden

Draw a line from each word
to the matching picture.


<div>kitten</div> <div>mitten</div> <div>muffin</div> <div>puppet</div> <div>hidden</div>	<div>bonnet</div> <div>bobbin</div> <div>fossil</div> <div>rabbit</div> <div>tennis</div>	<div></div> <div>_____</div>	<div></div> <div>_____</div>
<div></div> <div>_____</div>	<div></div> <div>_____</div>	<div></div> <div>_____</div>	<div></div> <div>_____</div>
<div></div> <div>_____</div>	<div></div> <div>_____</div>	<div></div> <div>_____</div>	<div></div> <div>_____</div>

Name _____


Date _____



cotton



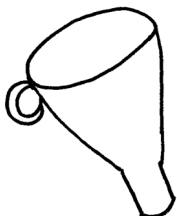
button




ribbon



cannon



gallon



funnel

Draw a line between the middle consonants. Read the first syllable. When you read the second syllable, slide past the vowel; don't say its sound. Draw a line from each word to the matching picture.

Name _____

Date _____

button


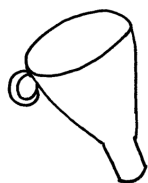
cannon

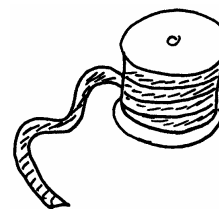

funnel

gallon

ribbon

cotton






Copy the correct word under each picture.
Circle each word in the box after you use it.

Name _____

Date _____

7


cabin



comet



robin



planet



exit



seven



upon



visit







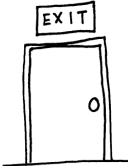


present



closet



In these words, the vowel in the first syllable is followed by a consonant, so you should say its short vowel sound. Draw a line from each word to the matching picture.

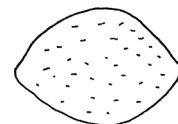
<div>visit</div> <div>robin</div> <div>exit</div> <div>cabin</div> <div>upon</div>	<div>planet</div> <div>seven</div> <div>comet</div> <div>present</div> <div>closet</div>	<div></div> <div></div>	<div></div> <div></div>
<div></div> <div></div>	<div></div> <div></div>	<div>7</div> <div></div>	<div></div> <div></div>
<div></div> <div></div>	<div></div> <div></div>	<div></div> <div></div>	<div></div> <div></div>

Name _____

Date _____



lemon




wagon



dragon




seven



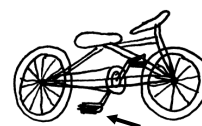
camel



petal



pedal



medal

salad



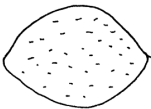








melon



In these words, the vowel in the first syllable has the short vowel sound.
The vowel in the second syllable is not pronounced. Draw a line from each word to the matching picture.

Name _____ Date _____

<div>melon</div> <div>wagon</div> <div>dragon</div> <div>lemon</div> <div>seven</div>		<div>salad</div> <div>petal</div> <div>pedal</div> <div>medal</div> <div>camel</div>		 <div>_____</div>	 <div>_____</div>
 <div>_____</div>	 <div>_____</div>	 <div>_____</div>	 <div>_____</div>		
 <div>_____</div>	 <div>_____</div>	<div>7</div> <div>_____</div>	 <div>_____</div>		

Name _____


Date _____



basket



hotdog




napkin




helmet




cactus



picnic



hundred



pumpkin








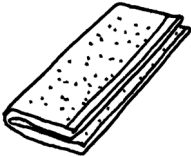




children

100

cobweb

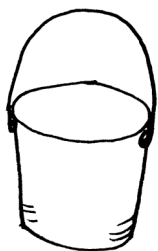
Draw a line from each word
to the matching picture.

Name _____ Date _____

<div>cactus</div> <div>basket</div> <div>napkin</div> <div>hotdog</div> <div>cobweb</div>	<div>picnic</div> <div>children</div> <div>pumpkin</div> <div>hundred</div> <div>helmet</div>	<div>  </div> <div>_____</div>	<div>  </div> <div>_____</div>
<div>  </div> <div>_____</div>	<div>  </div> <div>_____</div>	<div>  </div> <div>_____</div>	<div>  </div> <div>_____</div>
<div>  </div> <div>_____</div>	<div>  </div> <div>_____</div>	<div>  </div> <div>_____</div>	<div>  </div> <div>_____</div>

Name _____

Date _____




chicken



ticket




nickel




jacket



racket



bucket



pocket



rocket

Draw a line from each word
to the matching picture.

Name _____

Date _____

bucket

ticket

nickel

chicken

jacket

racket

rocket


pocket


















Copy the correct word under each picture.